


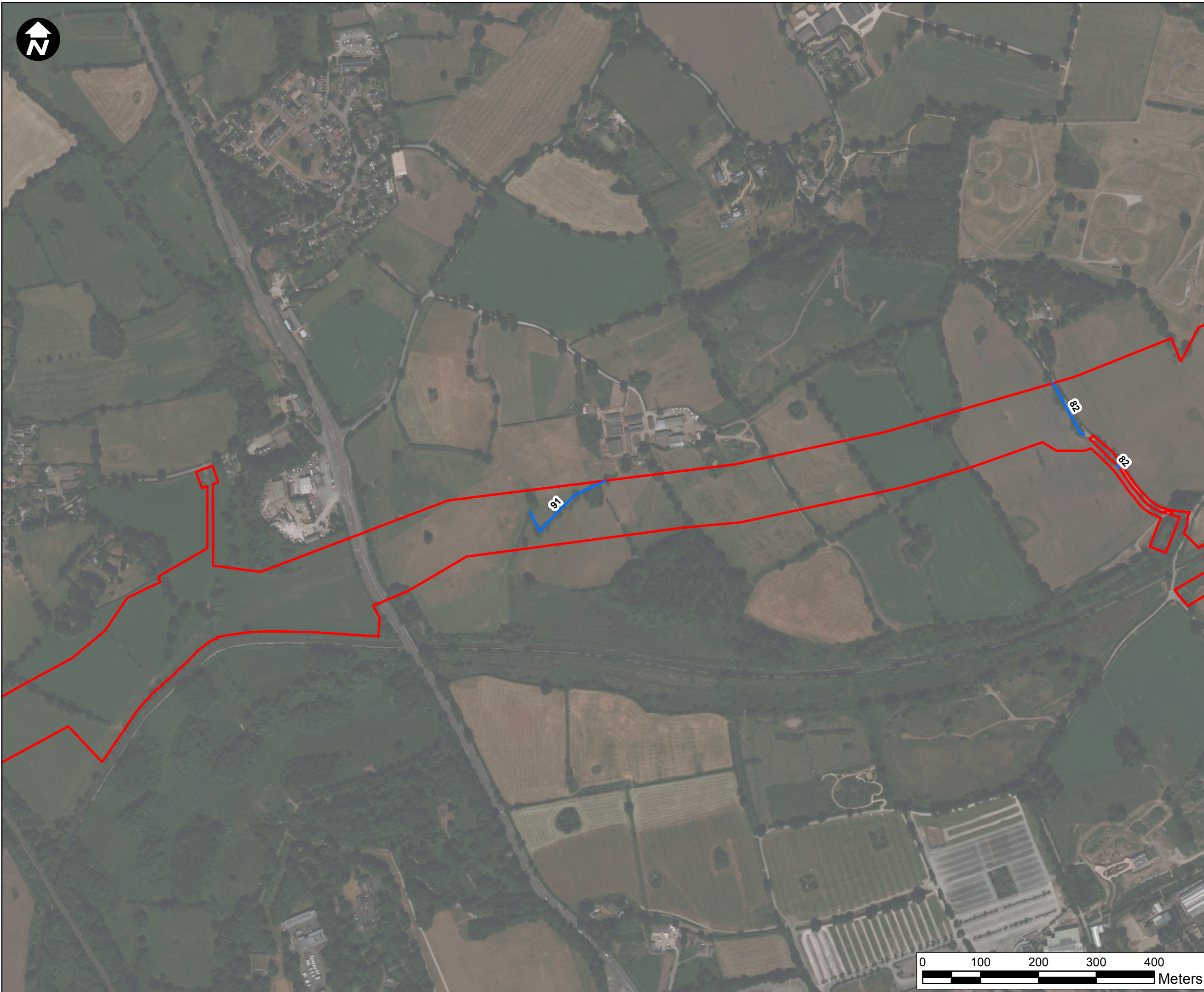


Key:
 Newbuild Infrastructure Boundary
Survey Result
 Threshold met
 Threshold not met
XXX Hedgerow Number



Contains OS data © Crown Copyright and database right 2022

HyNet North West

PROJECT TITLE
 HyNet North West
 Carbon Dioxide Pipeline DCO

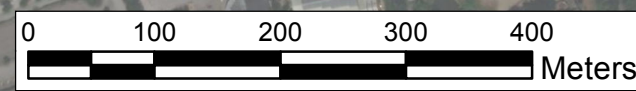
DRAWING TITLE
 Figure 9.4.11 - Modified DEFRA
 Local Scale Survey Results
 Sheet5

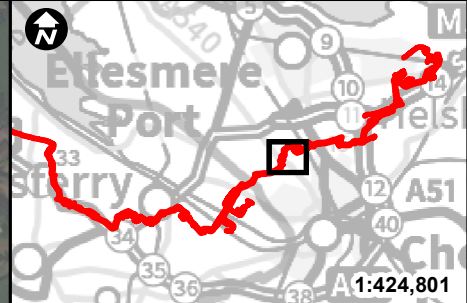
DRAWING STATUS
 FOR DESIGN CHANGE REQUEST 1




DRAWN HM	CHECKED BH	APPROVED JO	AUTHORISED SP
--------------------	----------------------	-----------------------	-------------------------

SCALE @ A3 SIZE 1:6,000	DATE 15/03/2023	REVISION C
-----------------------------------	---------------------------	----------------------

DRAWING NUMBER
 EN070007-APP-ES-9.4.11-Sheet5





Key:
 Newbuild Infrastructure Boundary
Survey Result
 Threshold met
 Threshold not met
XXX Hedgerow Number

Contains OS data © Crown Copyright and database right 2022

HyNet North West

PROJECT TITLE
 HyNet North West
 Carbon Dioxide Pipeline DCO

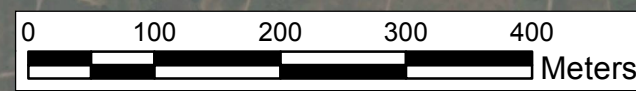
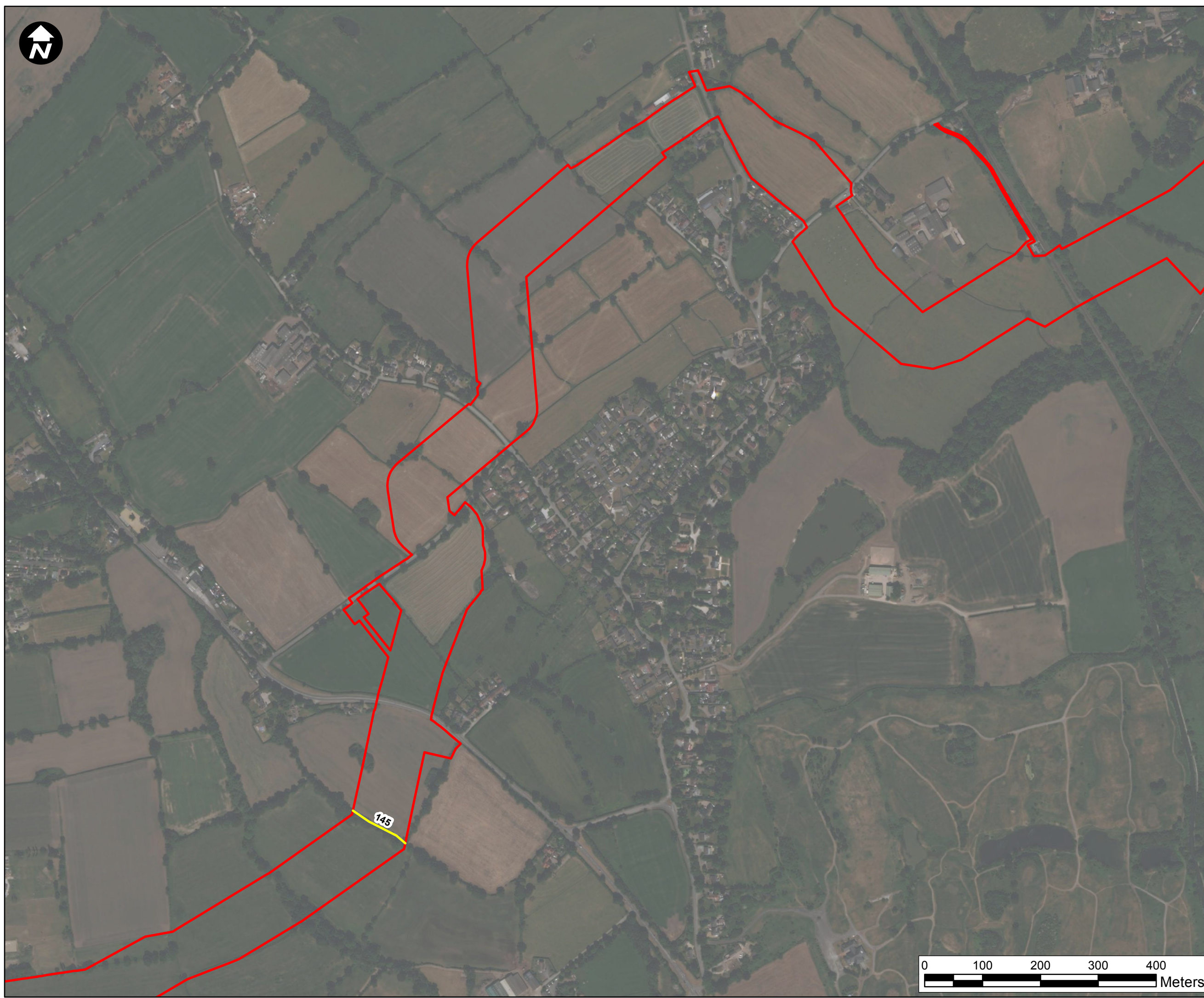
DRAWING TITLE
 Figure 9.4.11 - Modified DEFRA
 Local Scale Survey Results
 Sheet6

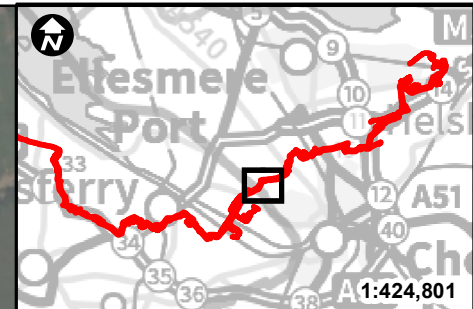
DRAWING STATUS
 FOR DESIGN CHANGE REQUEST 1

DRAWN HM	CHECKED BH	APPROVED JO	AUTHORISED SP
--------------------	----------------------	-----------------------	-------------------------

SCALE @ A3 SIZE 1:6,000	DATE 15/03/2023	REVISION C
-----------------------------------	---------------------------	----------------------

DRAWING NUMBER
 EN070007-APP-ES-9.4.11-Sheet6





- Key:**
- Newbuild Infrastructure Boundary
 - Threshold met
 - Threshold not met
 - XXX** Hedgerow Number

Contains OS data © Crown Copyright and database right 2022

HyNet North West

PROJECT TITLE
HyNet North West
Carbon Dioxide Pipeline DCO

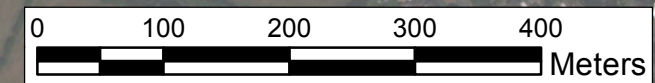
DRAWING TITLE
Figure 9.4.11 - Modified DEFRA
Local Scale Survey Results
Sheet7

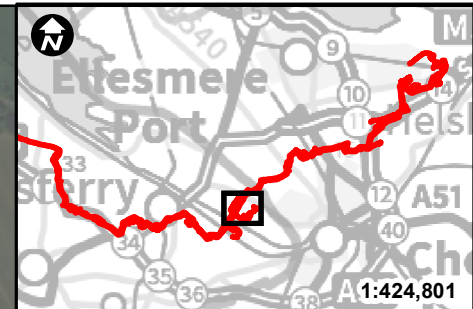
DRAWING STATUS
FOR DESIGN CHANGE REQUEST 1




DRAWN HM	CHECKED BH	APPROVED JO	AUTHORISED SP
--------------------	----------------------	-----------------------	-------------------------

SCALE @ A3 SIZE 1:6,000	DATE 15/03/2023	REVISION C
-----------------------------------	---------------------------	----------------------

DRAWING NUMBER
EN070007-APP-ES-9.4.11-Sheet7





Key:
 Newbuild Infrastructure Boundary
Survey Result
 Threshold met
 Threshold not met
XXX Hedgerow Number

Contains OS data © Crown Copyright and database right 2022

HyNet North West

PROJECT TITLE
**HyNet North West
 Carbon Dioxide Pipeline DCO**


DRAWING TITLE
 Figure 9.4.11 - Modified DEFRA
 Local Scale Survey Results
 Sheet8

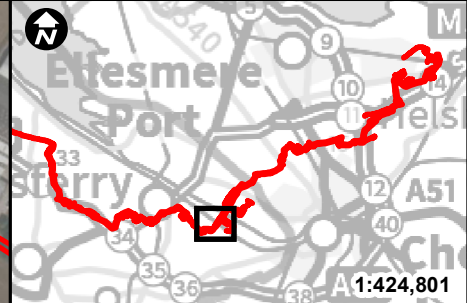
DRAWING STATUS
FOR DESIGN CHANGE REQUEST 1




DRAWN	CHECKED	APPROVED	AUTHORISED
HM	BH	JO	SP

SCALE @ A3 SIZE	DATE	REVISION
1:6,000	15/03/2023	C

DRAWING NUMBER
 EN070007-APP-ES-9.4.11-Sheet8





Key:
 Newbuild Infrastructure Boundary
Survey Result
 Threshold met
 Threshold not met
XXX Hedgerow Number



Contains OS data © Crown Copyright and database right 2022

HyNet North West

PROJECT TITLE
 HyNet North West
 Carbon Dioxide Pipeline DCO

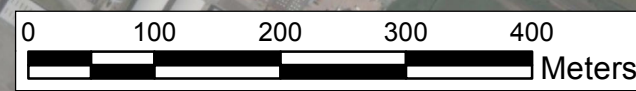
DRAWING TITLE
 Figure 9.4.11 - Modified DEFRA
 Local Scale Survey Results
 Sheet9

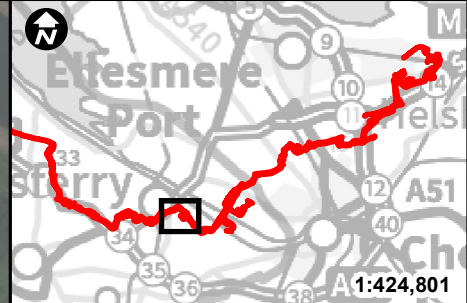
DRAWING STATUS
 FOR DESIGN CHANGE REQUEST 1




DRAWN HM	CHECKED BH	APPROVED JO	AUTHORISED SP
--------------------	----------------------	-----------------------	-------------------------

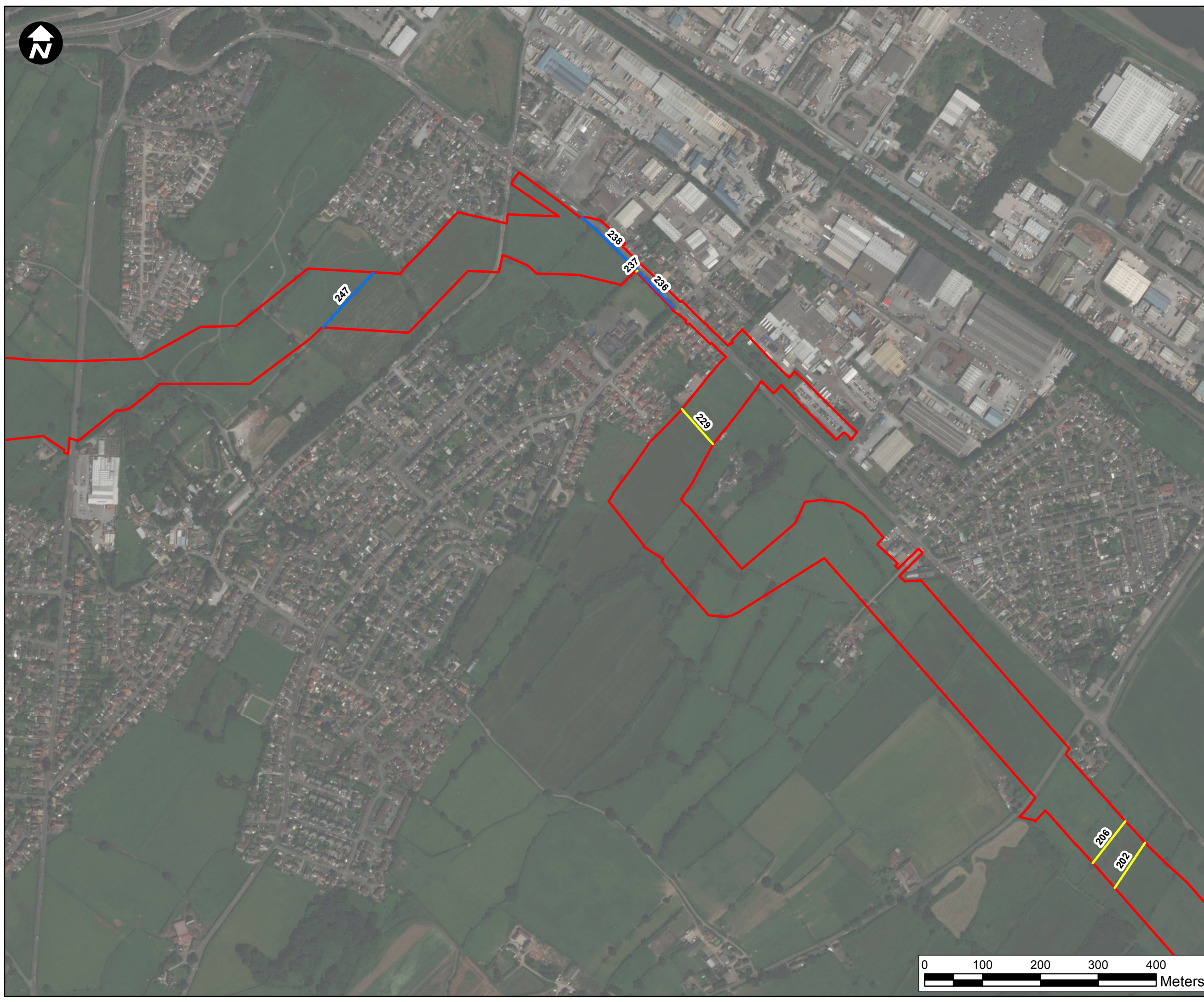
SCALE @ A3 SIZE 1:6,000	DATE 15/03/2023	REVISION C
-----------------------------------	---------------------------	----------------------

DRAWING NUMBER
 EN070007-APP-ES-9.4.11-Sheet9





Key:
 Newbuild Infrastructure Boundary
Survey Result
 Threshold met
 Threshold not met
XXX Hedgerow Number



Contains OS data © Crown Copyright and database right 2022

HyNet North West

PROJECT TITLE
 HyNet North West
 Carbon Dioxide Pipeline DCO

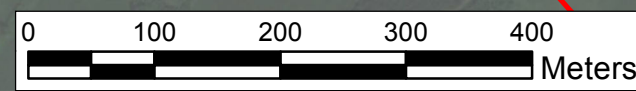
DRAWING TITLE
 Figure 9.4.11 - Modified DEFRA
 Local Scale Survey Results
 Sheet10

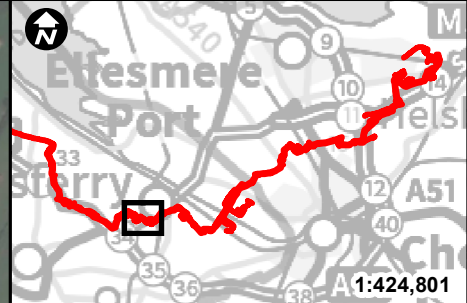
DRAWING STATUS
 FOR DESIGN CHANGE REQUEST 1




DRAWN HM	CHECKED BH	APPROVED JO	AUTHORISED SP
--------------------	----------------------	-----------------------	-------------------------

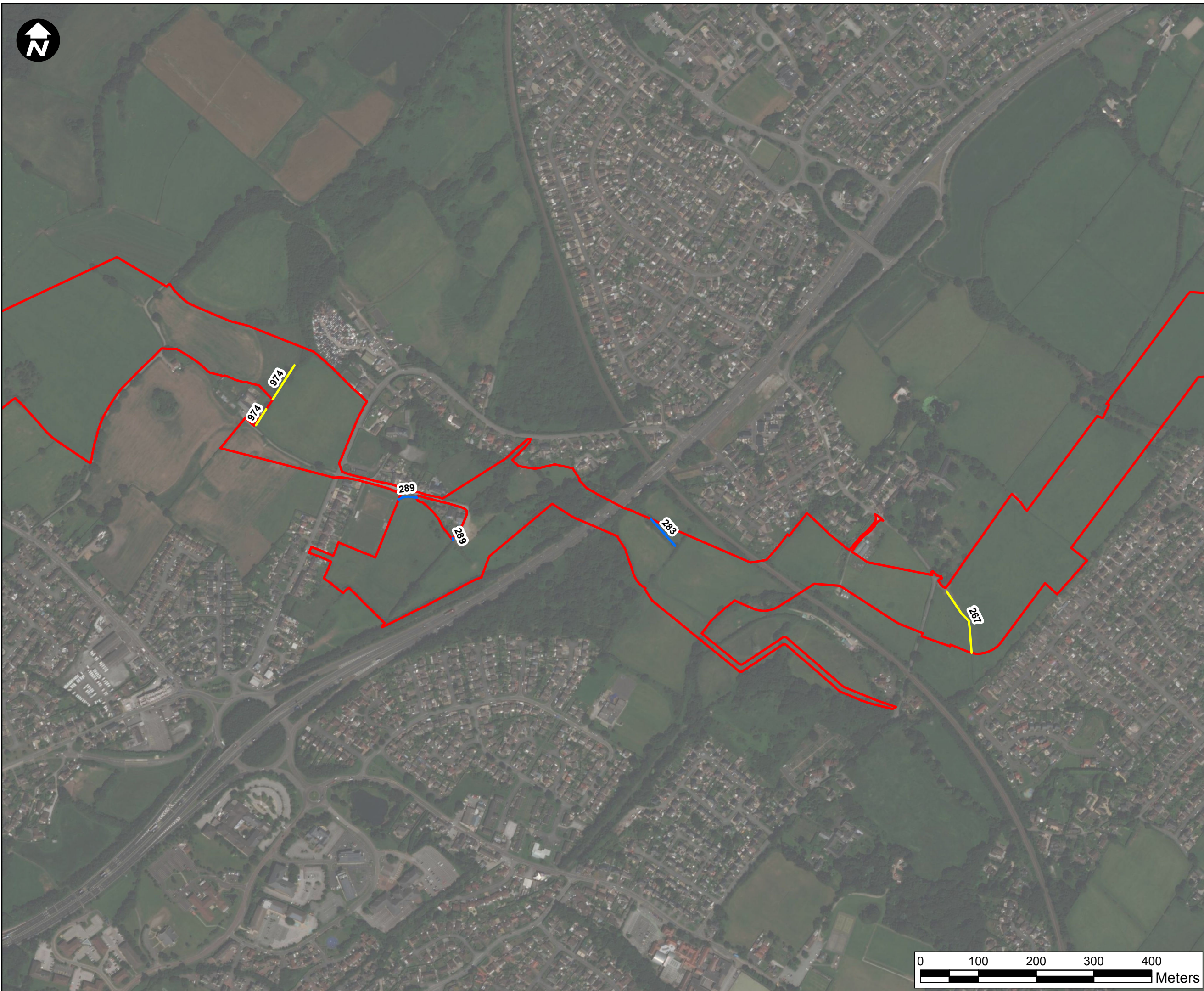
SCALE @ A3 SIZE 1:6,000	DATE 15/03/2023	REVISION C
-----------------------------------	---------------------------	----------------------

DRAWING NUMBER
 EN070007-APP-ES-9.4.11-Sheet10





Key:
 Newbuild Infrastructure Boundary
Survey Result
 Threshold met
 Threshold not met
XXX Hedgerow Number



Contains OS data © Crown Copyright and database right 2022

HyNet North West

PROJECT TITLE
 HyNet North West
 Carbon Dioxide Pipeline DCO

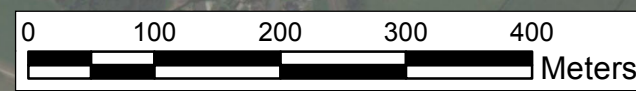
DRAWING TITLE
 Figure 9.4.11 - Modified DEFRA
 Local Scale Survey Results
 Sheet11

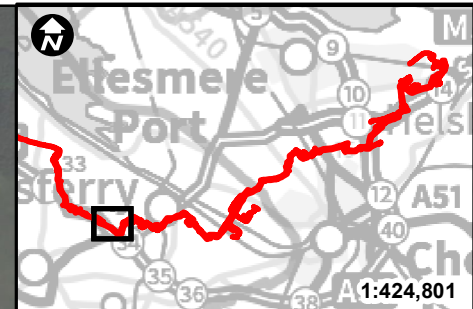
DRAWING STATUS
 FOR DESIGN CHANGE REQUEST 1




DRAWN HM	CHECKED BH	APPROVED JO	AUTHORISED SP
--------------------	----------------------	-----------------------	-------------------------

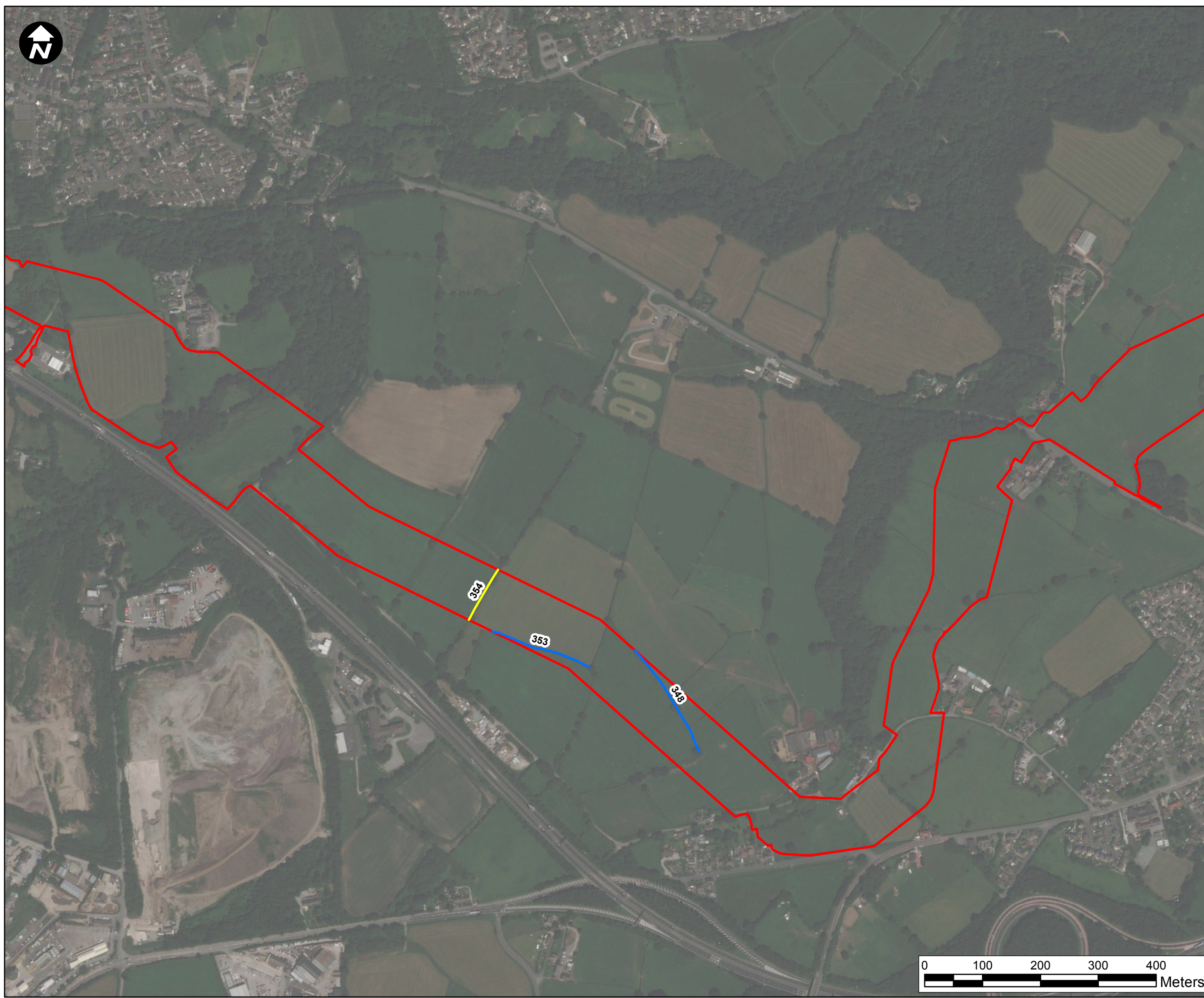
SCALE @ A3 SIZE 1:6,000	DATE 15/03/2023	REVISION C
-----------------------------------	---------------------------	----------------------

DRAWING NUMBER
 EN070007-APP-ES-9.4.11-Sheet11





Key:
 Newbuild Infrastructure Boundary
Survey Result
 Threshold met
 Threshold not met
XXX Hedgerow Number



Contains OS data © Crown Copyright and database right 2022

HyNet North West

PROJECT TITLE
**HyNet North West
 Carbon Dioxide Pipeline DCO**

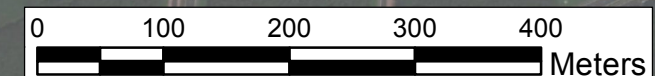
DRAWING TITLE
 Figure 9.4.11 - Modified DEFRA
 Local Scale Survey Results
 Sheet12

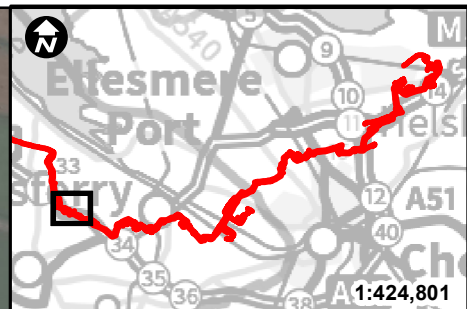
DRAWING STATUS
 FOR DESIGN CHANGE REQUEST 1




DRAWN HM	CHECKED BH	APPROVED JO	AUTHORISED SP
-------------	---------------	----------------	------------------

SCALE @ A3 SIZE 1:6,000	DATE 15/03/2023	REVISION C
----------------------------	--------------------	---------------

DRAWING NUMBER
 EN070007-APP-ES-9.4.11-Sheet12





Key:
 Newbuild Infrastructure Boundary
Survey Result
 Threshold met
 Threshold not met
XXX Hedgerow Number

Contains OS data © Crown Copyright and database right 2022

HyNet North West

PROJECT TITLE
 HyNet North West
 Carbon Dioxide Pipeline DCO

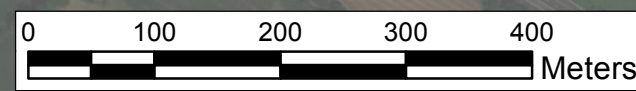
DRAWING TITLE
 Figure 9.4.11 - Modified DEFRA
 Local Scale Survey Results
 Sheet13

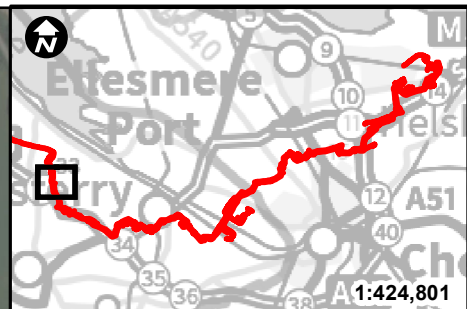
DRAWING STATUS
 FOR DESIGN CHANGE REQUEST 1




DRAWN HM	CHECKED BH	APPROVED JO	AUTHORISED SP
--------------------	----------------------	-----------------------	-------------------------

SCALE @ A3 SIZE 1:6,000	DATE 15/03/2023	REVISION C
-----------------------------------	---------------------------	----------------------

DRAWING NUMBER
 EN070007-APP-ES-9.4.11-Sheet13





Key:
 Newbuild Infrastructure Boundary
Survey Result
 Threshold met
 Threshold not met
 XXX Hedgerow Number

Contains OS data © Crown Copyright and database right 2022

HyNet North West

PROJECT TITLE
 HyNet North West
 Carbon Dioxide Pipeline DCO


DRAWING TITLE
 Figure 9.4.11 - Modified DEFRA
 Local Scale Survey Results
 Sheet14

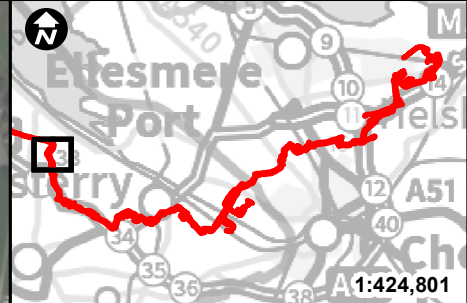
DRAWING STATUS
 FOR DESIGN CHANGE REQUEST 1




DRAWN HM	CHECKED BH	APPROVED JO	AUTHORISED SP
--------------------	----------------------	-----------------------	-------------------------

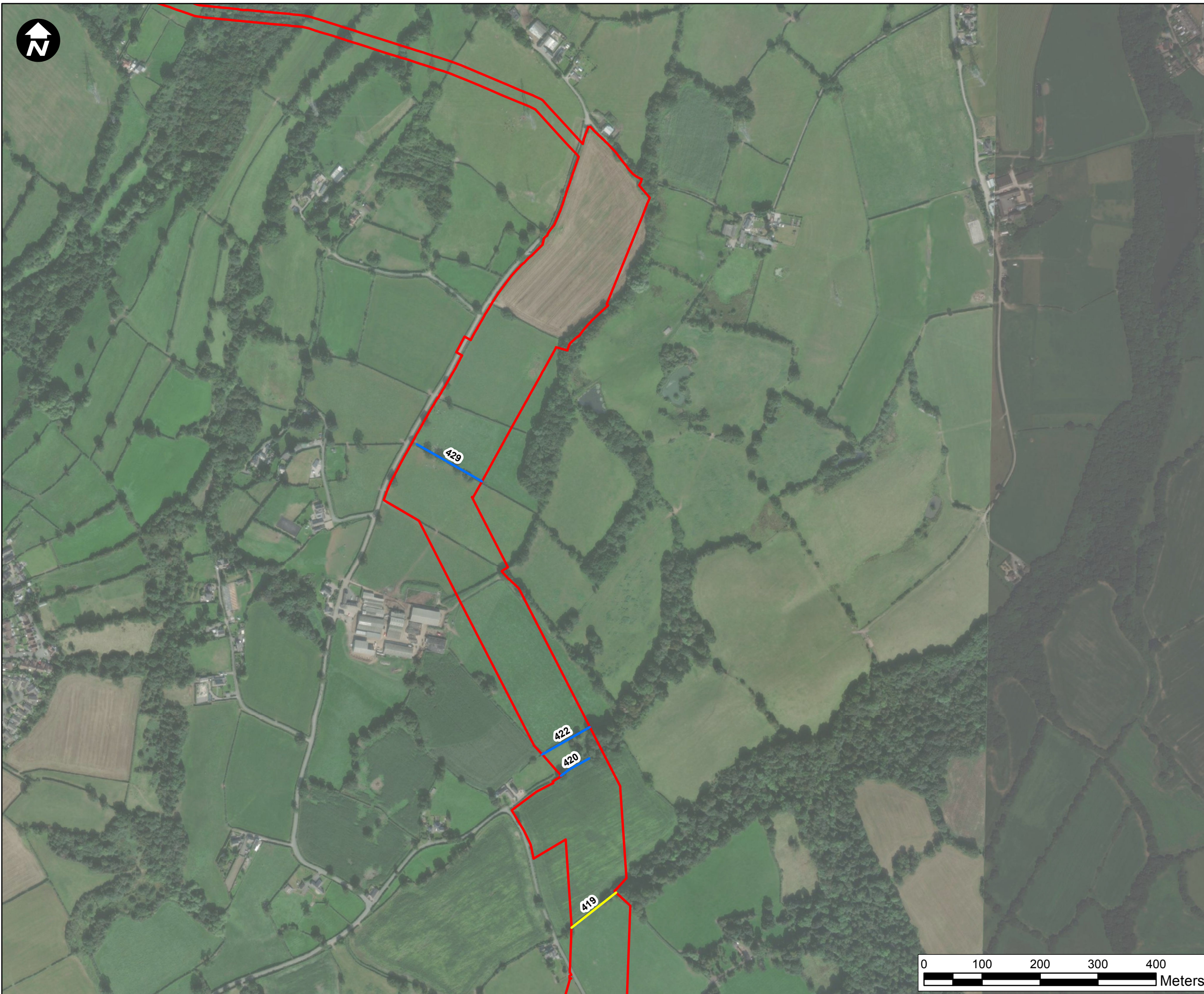
SCALE @ A3 SIZE 1:6,000	DATE 15/03/2023	REVISION C
-----------------------------------	---------------------------	----------------------

DRAWING NUMBER
 EN070007-APP-ES-9.4.11-Sheet14





Key:
 Newbuild Infrastructure Boundary
Survey Result
 Threshold met
 Threshold not met
 XXX Hedgerow Number



Contains OS data © Crown Copyright and database right 2022

HyNet North West

PROJECT TITLE
 HyNet North West
 Carbon Dioxide Pipeline DCO

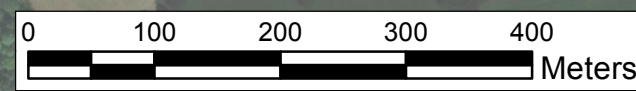
DRAWING TITLE
 Figure 9.4.11 - Modified DEFRA
 Local Scale Survey Results
 Sheet15

DRAWING STATUS
 FOR DESIGN CHANGE REQUEST 1

DRAWN HM	CHECKED BH	APPROVED JO	AUTHORISED SP
-------------	---------------	----------------	------------------

SCALE @ A3 SIZE 1:6,000	DATE 15/03/2023	REVISION C
----------------------------	--------------------	---------------

DRAWING NUMBER
 EN070007-APP-ES-9.4.11-Sheet15



Annex B

LITERATURE REVIEW

ANNEX B LITERATURE REVIEW

There are few research papers or assessment criteria for setting the importance of hedgerows in terms of bat use; even though the habitat has been cited as an important feature linked to foraging and commuting of many of the UK bat species. However, broad categories for commuting and foraging quality have been included while valuing bats in Environmental Impact Assessments (**Ref. A-17**).

The Habitat Suitability Index (HSI), developed by Oldham et al. (2000) (**Ref. A-12**), has been utilised to assess the suitability of habitats for Great Crested Newts (GCN) by evaluating habitat quality and quantity. Ten suitability indices are used that are known factors affecting habitat choice of this species (**Ref. A-1**). While it is not considered a substitute to practical surveys and cannot conclusively prove that a particular waterbody will or will not support GCN, it can help to focus the survey effort employed. There is a positive correlation between HSI scores and the numbers of GCN observed.

Several studies have shown different methods of desk-based assessment being used to assess the potential value of a site for bats, these are discussed in further detail below. In a similar approach to the GCN HSI survey, it may be possible to develop an approach has been developed where a number of factors are assessed for hedgerows, which provide an estimate of the likely use of that habitat by bats. These factors are discussed further below as to their effect on bat behaviour and usage. By employing a habitat suitability assessment for bats in a similar way to that of GCN, survey effort for HyNet North West will be better focussed.

Lacoeuilhe et al. (2018) (**Ref. A-9**) assessed the influence of hedgerow structure on bat activity considering both species and community at local and landscape scales. They found results differed between species and spatial scale.

Froidevaux et al. (2019) (**Ref. A-6**) set out to assess the effectiveness of targeted Agri-Environment-Schemes (AESs) in enhancing populations of threatened species inhabiting farmland. Hedgerow management, as prescribed by the AESs to improve habitat for greater horseshoe bats *Rhinolophus ferrumequinum* was assessed. The paper surmises that bat species richness significantly increased with time since last hedgerow trimming. Additionally, greater horseshoe, lesser horseshoe and *Plecotus* species benefited from this targeted prescription. AESs are also assessed by McHugh et al. (2018) (**Ref. A-10**), where a study was undertaken to establish the use of various field boundary features by pipistrelle species. It was established that *Pipistrellus pipistrellus* and *Pipistrellus pygmaeus* had increased activity on field boundaries with high pollen and nectar producing plants and wildflower margins.

The Froidevaux paper (**Ref. A-6**) also assessed hedgerow management effects on insect populations and found that insect-family richness and dipteran abundance were also significantly greater at hedgerows that were untrimmed for at least three years. McHugh et al. (2018) (**Ref. A-10**) again supports this by finding that *Pipistrellus nathusii* were more active where their main food source, *Chironomidae*, were abundant.

Additionally, the research concluded that the activity of highly mobile bat species was mainly associated with a range of landscape attributes. For greater horseshoe bat, presence was positively influenced by the amount of semi-natural grassland within 0.5km of the sampling. Light-sensitive bat species were negatively affected by the presence of urban areas.

Verboom (1998) (**Ref. A-16**) supports the theory that pipistrelle bats feeding activity was positively related to the height, width and foliage density of the treelines. It is therefore considered that hedgerows with trees have much higher activity than hedgerows without trees. This is also indicative of how hedge structure can affect bat feeding activity, with the height, width and presence of gaps having an effect on behaviour. This is important for assessing the importance of different types of hedgerow for bats. Boughey et al. (2011) (**Ref. A-2**) took this study further and found a positive correlation between roost location and the extent or proximity of broadleaved woodland, with 90% of roosts in the study being located within 440m of woodland. We can therefore assess the importance of different hedgerows based on the presence of broadleaved woodland within the vicinity.

Various studies utilise different survey techniques to assess the most efficient and effective survey methods. A study by Heim et al. (2015) (**Ref. A-8**) utilised acoustic monitoring and spatial analysis (GIS) to assess the importance of forested areas close to grasslands for bats. Distances were measured using GIS for the closest distance of each grassland site to various landscape elements such as trees, woodlands, running water etc. The study supported Boughey et al. (2011) (**Ref. A-2**) by indicating the importance of forested areas for bats. The use of GIS and static monitoring for this study indicates a way of efficiently assessing the most appropriate areas of survey and focussing the survey effort employed thereafter. A similar approach was employed by Stahlschmidt and Bruhl (2012) (**Ref. A-14**) whereby transect surveys and stationary recorders were utilised simultaneously and side by side for direct comparison. The results indicated that transect surveys didn't represent the heterogeneous bat activity patterns in a homogeneous landscape. Transect surveys were also shown to be susceptible to human error, whereas static automatic sampling does not suffer in this respect. It was concluded that static detectors are more effective at creating a standardised result and can help reduce survey effort and cost.

Tournant et al. (2013) (**Ref. A-15**) utilised landscape graphs to assess habitat fragmentation against the distribution of the lesser horseshoe bat. The study indicated that a graph-based species distribution model may help focus efforts on areas where habitat potential connectivity and landscape composition can be considered. A further study by Richardson et al. (2019) (**Ref. A-19**) investigated the uncertainty of survey effort by assessing acoustic surveys and randomly subsampling activity data across the study area. This approach of using bat activity accumulation curves was found to help determine the survey effort by minimising the time and expense of surveys.

A number of papers (**Ref. A-7; Ref. A-3**) have published hedgerow management regimes that influence the insect species abundance, which include:

- Positive Influence:
 - Maintenance of structural diversity, including broad, tall hedges with a diverse range of species and heights and herb-rich hedge bottoms;
 - Maintenance of floral species diversity with the inclusion of shrubs such as blackthorn, hawthorn, willows, wild privet, field maple, crab apple and common buckthorn;
 - Maintaining diverse hedgerow bases, encouraging thick hedges with tussocks and accumulations of leaf litter;
 - Retention of standard trees and density increased to at least 30% of the length of the hedge;
 - Maintaining headlands and margins with a buffer zone of at least 5m wide and preferably greater; and
 - Maintaining the presence of ditches.
- Negative Influence:
 - Spraying and use of herbicides, pesticides, and fertilisers right up to the bases of hedgerows leading to nutrient enrichment and a decline in species diversity; and
 - Over-stocking, particularly of sheep, leading to hedgerow damage and the need to fence fields.

References

- Ref. A-1** ARG (Amphibian and Reptile Groups of the United Kingdom) (2010). *Great Crested Newt Habitat Suitability Index*. Available at: <https://www.arguk.org/info-advice/advice-notes/9-great-crested-newt-habitat-suitability-index-arg-advice-note-5/file> [Accessed on 11/03/2021]
- Ref. A-2** Boughey, K.L., Lake, I.R., Haysom, K.A. and Dolmana, P.M. (2011) *Effects of landscape-scale broadleaved woodland configuration and extend on roost location for six bat species across the UK*. *Biological Conservation*, Volume 144, Issue 9, Pg. 2300-2310.
- Ref. A-3** Buglife: *Ancient and species-rich hedgerows*. Available at: <https://www.buglife.org.uk/resources/habitat-management/ancient-and-species-rich-hedgerows/> [Accessed on 18/02/2021]
- Ref. A-4** Berthinussen, A. & Altringham, J. (2015). *WC1060 Development of a cost - effective method for monitoring the effectiveness of mitigation for bats crossing linear transport infrastructure*. Appendix G. *Local effects of transport infrastructure & mitigation: Best practice survey protocol and data analysis*. Available online: <http://sciencesearch.defra.gov.uk/Default.aspx?Module=More&Location=None&ProjectID=18518> [Accessed on 23/03/2021]
- Ref. A-5** Collins, J. (ed.) (2016) *Bat Surveys for Professional Ecologists: Good Practice Guidelines (3rd edn)*. The Bat Conservation Trust, London.
- Ref. A-6** Froidevaux, J. S. P., Boughey, K. L., Hawkins, C. L., Broyles, M., & Jones, G. (2019). *Managing hedgerows for nocturnal wildlife: Do bats and their insect prey benefit from targeted agri-environment schemes?* *Journal of Applied Ecology*, 56(7), 1610-1623. <https://doi.org/10.1111/1365-2664.13412>
- Ref. A-7** Garratt, M. P. D., Senapathi, D., Coston, D. J., Mortimer, S. R. and Potts, S. G. (2017) *The benefits of hedgerows for pollinators and natural enemies depends on hedge quality and landscape context*. *Agriculture, Ecosystems & Environment*, 247. pp. 363370. ISSN 01678809 doi: <https://doi.org/10.1016/j.agee.2017.06.048> Available at <http://centaur.reading.ac.uk/71529/>
- Ref. A-8** Heim, O., Treitler, J.T., Tschapka, M., Knornschild, M., Jung, K. (2015). *The Importance of Landscape Elements for Bat Activity and Species Richness in Agricultural Areas*. *Plos One* 0134443.
- Ref. A-9** Lacoeyllhe, A., Machon, N., Julien, J-F., & Kerbiriou, C. (2018) *The relative effects of local and landscape characteristics of hedgerows on bats*. *Diversity* 2018, 10, 72; doi:10.3390/d10030072

- Ref. A-10** McHugh, N.M., Brown, L.B., Forbes, A.S., Hemsley, J.A. and Holland, J.M., (2018) *Use of agri-environment scheme habitats by pipistrelle bats on arable farmland*. Aspects of Applied Biology. No. 139 pp. 15-22 ref.12.
- Ref. A-11** Natural England (2010) *Higher Level Stewardship: Farm Environmental Plan (FEP) Manual: Technical guidance on the completion of the FEP and identification, condition assessment and recording of HLS FEP features*. 3rd Ed.
- Ref. A-12** Oldham, R.S., Keeble, J., Swan, M.J.S., Jeffcote, M., 2000. *Evaluating the suitability of habitat for the Great Crested Newt (Triturus cristatus)*. Herpetol. J. 10, 143–155.
- Ref. A-13** Richardson, S.M., Lintott, P.R., Hosken, D.J., Mathews, F. (2019) *An evidence-based approach to specifying survey effort in ecological assessments of bat activity*. Biological Conservation, Volume 231, Pages 98-102.
- Ref. A-14** Stahlschmidt, P., Bruhl, C.A. (2012) *Bats as bioindicators – the need of a standardised method for acoustic bat activity*. British Ecological Society.
- Ref. A-15** Tournant, P., Afonso, E., Roue, S., Giraudoux, P., Foltete, J.C. (2013) *Evaluating the effect of habitat connectivity on the distribution of lesser horseshoe bat maternity roosts using landscape graphs*. Biological Conservation, Volume 164, Pages 39-49.
- Ref. A-16** Verboom, B. (1998) *The use of edge habitats by commuting and foraging bats*. Wageningen University, Wildlife and Ecology.
- Ref. A-17** Wray, S., Wells, D., Long, E., Mitchell-Jones, T. (2010) *Valuing bats in Ecological Impact Assessment*. In Practice No. 70, Dec 2010. Pages 23-25. ISSN 1754-4882: Chartered Institute of Ecology and Environmental Management.

Annex C

BHSA ALTERATIONS AND JUSTIFICATIONS

ANNEX C - BHSA ALTERATIONS AND JUSTIFICATIONS

As this approach to hedgerow assessment is novel, a number of alterations to the methodology have taken place while processing the data that inform the categories. Three of the categories outlined in **Section 2.2** have been refined with the details below:

Age of hedgerow

This category has been removed as accurate historic data is not available for all hedgerows across the scheme meaning standardisation and repeatability of this category would not be possible.

Trees present

The qualifying criteria and scores for this category were previously as follows:

- Present regularly through the hedgerow e.g. every 10m – score 3
- Present sporadically – score 2
- None present – score 1

As standardisation and repeatability are key when utilising data to inform this assessment, these criteria were open to interpretation and therefore standardisation was not possible. The number of available scores within this criterion has been increased to 4, and maximum and minimum number of trees utilised for each one. See updated criteria in **Table 2.1**.

Species richness

The qualifying criteria and scores for this category were previously as follows:

- Species rich – score 2
- Species poor – score 1

Similarly to the 'Trees present' criteria, this criteria was subject to surveyor interpretation and therefore standardisation was not possible. Consequently, number of woody species per 20m was taken from the hedgerow assessment criteria and used in its place. See updated criteria in **Table 2.1**.

Annex D

HEDGEROW SURVEY DATA

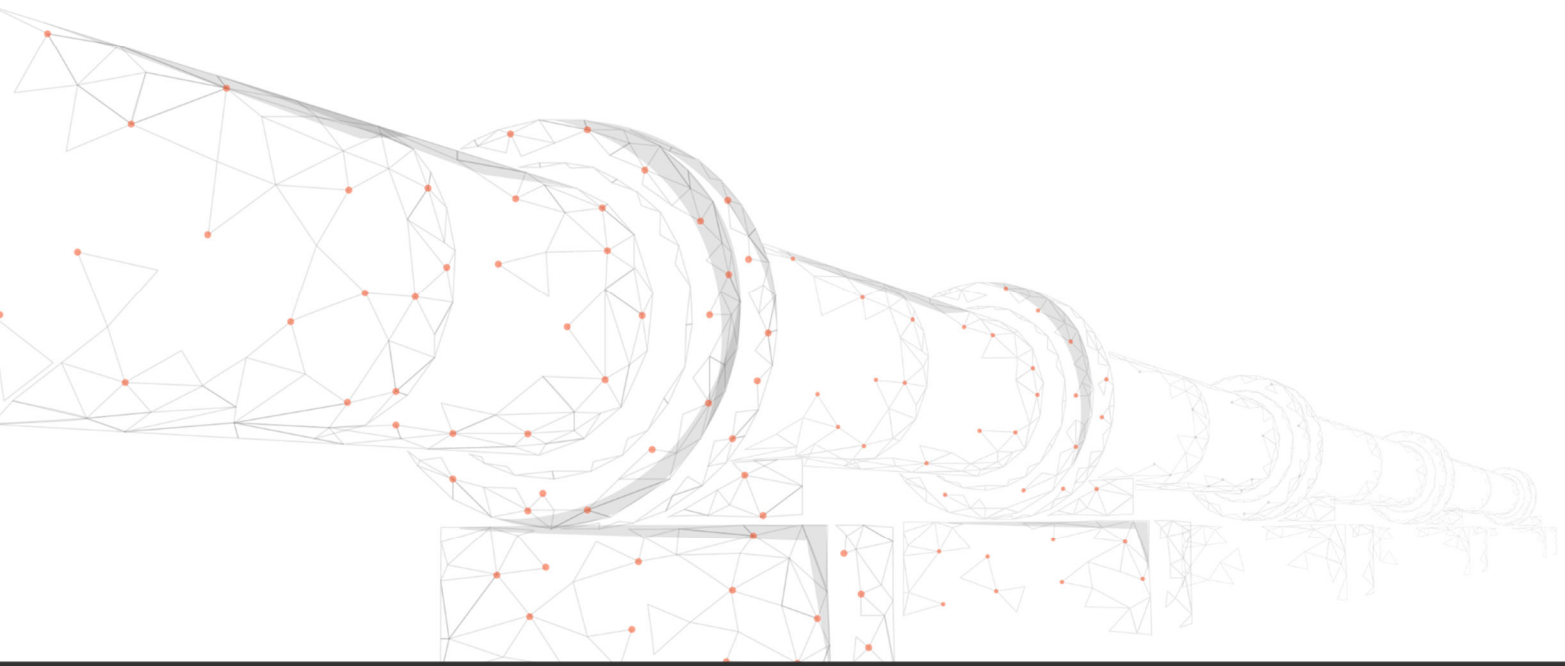


Table D.1 - Hedgerow Survey Data

Hedgerow Number	Length (m)	Height (m)	Width (m)	Age >30 Years	Gappiness (%)	Woody Species Number	Ditch Present	Arable Field Margin (m)	Number of Trees	BHSA Score	BHSA Category
2	27.78669031	1.5	1	>30	50	4	Wet	3	11	2.12	Good
3	55.13437258	2.5	1.5	>30	10	3	Dry	2	1	1.77	Good
22	69.87037524	2	1.5	>30	0	4	Wet	0.5	1	2.16	Good
26	62.6894457	2.5	2	>30	30	3	Absent	2	1	1.51	Poor
27	104.5108053	3	4	>30	35	6	Absent	4	7	2.07	Good
28	100.2773875	3.5	3	>30	10	7	Dry	3	4	2.42	Excellent
30	155.8792097	2	1	>30	40	4	Wet	2	6	1.92	Good
31	131.0776711	3	2.5	>30	0	6	Dry	4	6	2.28	Good
32	69.8082099	3	1.5	>30	20	3	Dry	1	0	1.67	Poor
37	178.1210146	2	1	>30	20	4	Absent	1	2	1.74	Good
38	121.2068469	1.5	1.5	>30	5	6	Absent	2	3	2.03	Good
40	29.61968542	5	2	<30	0	1	Absent	0	0	1.60	Poor
41	18.94241792	5	3	<30	0	4	Absent	0	0	1.77	Good
42	43.38350617	1.5	1.5	>30	0	1	Absent	0	0	1.51	Poor
47	313.0908131	6	4	>30	0	7	Absent	6	0	2.28	Good
49	306.8612232	2	2	>30	0	5	Absent	2	1	1.95	Good
50	107.8542995	2	1.5	>30	0	5	Absent	2	0	1.95	Good
51	414.0360483	4	2	>30	0	5	Wet	1	10	2.38	Good

Hedgerow Number	Length (m)	Height (m)	Width (m)	Age >30 Years	Gappiness (%)	Woody Species Number	Ditch Present	Arable Field Margin (m)	Number of Trees	BHSA Score	BHSA Category
53	67.61808979	2.5	2	>30	0	2	Absent	3	0	1.87	Good
59	198.712117	4	2	>30	0	5	Absent	1	1	1.95	Good
60	30.90326202	6	0.5	>30	85	2	Dry	0	2	1.29	Poor
63	198.1275721	4	2	>30	35	4	Absent	0	1	1.51	Poor
64	98.35244983	2	1	>30	5	6	Wet	1	2	2.25	Good
65	101.8823017	4	2	>30	0	6	Dry	0	2	1.77	Good
66	110.6606803	2	1.5	>30	0	4	Absent	1	0	1.95	Good
67	154.3332025	2	1.5	>30	0	5	Absent	2	3	1.95	Good
68	15.0110026	2	1	>30	0	8	Wet	2	1	2.38	Good
69	130.1925681	2	1	<30	5	5	Absent	2	0	1.84	Good
77	130.3450631	3	3	>30	0	6	Absent	2	4	2.16	Good
78	287.7457096	2.5	2	>30	5	5	Absent	0.5	10	2.16	Good
81	297.9377826	3	1.5	>30	0	7	Absent	2	2	2.07	Good
82	123.6626964	3	2	>30	5	7	Absent	1.5	10	2.42	Excellent
83	70.40322741	3	1.5	>30	0	6	Dry	2.5	2	2.28	Good
84	46.99950032	4	2	>30	0	7	Absent	2	2	2.28	Good
85	51.95180527	1.5	1	>30	0	4	Wet	2	3	2.12	Good
86	43.10611274	1	1	>30	50	3	Dry	2	4	1.57	Poor
87	108.7122075	2	1	>30	0	6	Dry	2	6	2.03	Good
88	106.1919174	2.5	1.5	>30	0	7	Dry	2	3	2.28	Good

Hedgerow Number	Length (m)	Height (m)	Width (m)	Age >30 Years	Gappiness (%)	Woody Species Number	Ditch Present	Arable Field Margin (m)	Number of Trees	BHSA Score	BHSA Category
90	73.44283205	2.5	2	>30	0	5	Absent	2	2	2.16	Good
91	181.9775232	3.5	2.5	>30	0	7	Wet	2	5	2.52	Excellent
93	113.1235668	4	1	>30	0	3	Wet	0.25	1	1.84	Good
94	135.7945515	3.5	1	<30	0	5	Absent	0	11	1.95	Good
95	133.0909252	2.5	1.5	>30	0	5	Absent	0	3	1.95	Good
113	172.5440076	2	1.5	>30	10	6	Dry	1	4	2.16	Good
116	32.92305386	4	0.5	>30	10	6	Absent	0	0	1.51	Poor
117	188.8405892	3	2	>30	0	9	Wet	0	2	2.07	Good
118	54.40524478	1.5	1.5	>30	0	4	Wet	2	0	2.03	Good
119	107.7862413	2.5	1	<30	0	3	Absent	0.5	0	1.67	Poor
120	61.01438812	1.5	1	>30	20	3	Absent	2	0	1.49	Poor
121	90.19687319	2.5	1	>30	0	2	Absent	2	0	1.67	Poor
123	107.8829713	1.5	1	>30	50	1	Wet	2	0	1.49	Poor
124	131.5821136	0.5	0.25	<30	0	1	Absent	2	0	1.29	Poor
125	18.28656451	1	0.5	<30	0	1	Absent	0	0	1.29	Poor
128	26.17308259	2.5	2	>30	0	6	Absent	1	1	2.16	Good
129	46.42154469	2.5	2	>30	0	3	Absent	1	2	1.95	Good
130	123.5575496	2	1	>30	0	3	Absent	2	1	1.67	Poor
131	104.0179643	2	1	>30	0	2	Absent	2	0	1.67	Poor
132	61.46579893	1.5	1.5	>30	0	3	Absent	2	1	1.67	Poor

Hedgerow Number	Length (m)	Height (m)	Width (m)	Age >30 Years	Gappiness (%)	Woody Species Number	Ditch Present	Arable Field Margin (m)	Number of Trees	BHSA Score	BHSA Category
133	92.49950847	3	2	>30	0	2	Absent	1.5	0	1.77	Good
134	128.8991413	2.5	1.5	>30	0	4	Absent	1	2	1.95	Good
138	62.05292046	1.25	0.5	>30	0	5	Absent	2	5	1.84	Good
139	178.9261506	4	2	>30	0	4	Dry	2	2	1.95	Good
140	160.3680308	4	1	>30	15	3	Wet	1	0	1.74	Good
141	98.4963308	1.5	1	>30	0	2	Absent	2	1	1.57	Poor
143	39.95674788	4	3	>30	0	6	Dry	1	12	2.38	Good
144	2.371707308	2.5	1.5	>30	20	2	Absent	0	0	1.51	Poor
145	106.9657193	3	2	>30	0	4	Wet	1.5	30	2.63	Excellent
150	146.9127326	5	2	>30	0	6	Wet	1	16	2.52	Excellent
152	222.2434022	4	3	>30	5	6	Dry	1	1	1.95	Good
153	97.50870523	6	4	>30	0	6	Dry	1.5	4	2.16	Good
154	90.28774356	5	3	>30	0	6	Absent	3	4	2.28	Good
156	90.85485515	5	2	>30	0	4	Dry	0.5	1	1.95	Good
157	228.0645627	2	3	>30	5	5	Absent	5	8	2.28	Good
158	35.33940356	4	2	>30	0	4	Absent	2	2	2.16	Good
159	41.910566	2	1.5	>30	0	2	Absent	1	0	1.77	Good
160	126.4783443	2.5	2	>30	0	3	Absent	1	0	1.77	Good
161	72.66734597	3.5	2	>30	10	4	Absent	3	1	2.07	Good
162	36.52660359	4	3	>30	0	5	Absent	0	2	1.95	Good

Hedgerow Number	Length (m)	Height (m)	Width (m)	Age >30 Years	Gappiness (%)	Woody Species Number	Ditch Present	Arable Field Margin (m)	Number of Trees	BHSA Score	BHSA Category
163	106.4512626	2	2	>30	0	3	Absent	0.5	0	1.77	Good
164	99.01115378	2	3	<30	0	3	Absent	4	0	1.87	Good
165	36.81935485	12	1	>30	30	4	Wet	3	3	2.16	Good
166	77.28743649	1.5	1	>30	0	5	Wet	1	4	2.12	Good
167	140.8044264	2.5	2	>30	20	5	Wet	2	1	2.03	Good
168	85.71183692	2	1	>30	0	2	Dry	2	0	1.67	Poor
170	116.0740794	2	2	>30	5	4	Wet	4	0	2.28	Good
173	69.76751779	2.5	1.5	>30	5	4	Absent	2	0	1.95	Good
174	113.7865176	2.5	1.5	>30	0	3	Wet	2	0	1.95	Good
175	134.4842486	2	4	>30	0	2	Absent	1	0	1.77	Good
176	360.4359567	3	2	>30	50	3	Wet	6	10	2.03	Good
177	176.1711963	3	2	>30	0	4	Absent	4	2	2.07	Good
178	103.3841785	4	2	>30	0	6	Absent	4	0	2.07	Good
179	81.10813551	2	1	>30	0	2	Dry	2	0	1.67	Poor
181	101.0864328	1.5	1	>30	0	3	Absent	2	4	1.74	Good
182	100.9812484	2	1	>30	0	1	Wet	1	2	1.84	Good
183	495.4269893	4	4	>30	5	2	Absent	2	0	1.77	Good
184	512.4780602	1.5	1.5	<30	0	1	Absent	2	0	1.67	Poor
185	127.2935871	1.5	0.5	>30	0	1	Absent	2	0	1.43	Poor
186	454.6703196	3	2	>30	20	5	Wet	5	5	2.16	Good

Hedgerow Number	Length (m)	Height (m)	Width (m)	Age >30 Years	Gappiness (%)	Woody Species Number	Ditch Present	Arable Field Margin (m)	Number of Trees	BHSA Score	BHSA Category
187	153.3763218	1.5	2	>30	50	4	Absent	2	4	1.74	Good
188	724.4595459	3	2	>30	10	3	Absent	2	0	1.77	Good
189	156.4550163	3	2	>30	0	4	Absent	1	0	1.95	Good
194	50.0056888	4	1.5	>30	0	1	Absent	0	0	1.60	Poor
195	151.6604185	3	1	<30	20	2	Dry	0	0	1.43	Poor
196	281.9456285	2.5	1	>30	0	4	Wet	1	1	2.03	Good
198	101.7981319	2	2	>30	0	2	Wet	0	3	1.95	Good
199	90.99108088	2	2	>30	20	4	Wet	2	1	2.03	Good
200	100.9006209	3	3	>30	40	2	Absent	1	0	1.51	Poor
201	3.687540898	3	2	>30	0	1	Absent	3	1	2.07	Good
202	93.85320825	2	2	>30	20	2	Wet	2	1	1.84	Good
204	92.73508629	3	3	>30	70	1	Absent	2	0	1.51	Poor
205	2.343890713	2	2	>30	20	3	Absent	5	3	2.07	Good
206	91.30499705	2	1.5	>30	30	2	Absent	3	3	1.77	Good
207	92.33540561	2	3	>30	0	2	Absent	5	0	1.87	Good
209	103.5003595	2	1.5	>30	0	2	Absent	1.5	0	1.77	Good
210	103.5259894	1.5	2	>30	5	4	Wet	1	1	2.03	Good
211	101.2654485	3	1.5	>30	15	2	Absent	1	1	1.67	Poor
212	88.98794417	4	2	>30	0	1	Wet	1	0	1.95	Good
214	84.19087385	3	2	>30	0	1	Absent	1	0	1.77	Good

Hedgerow Number	Length (m)	Height (m)	Width (m)	Age >30 Years	Gappiness (%)	Woody Species Number	Ditch Present	Arable Field Margin (m)	Number of Trees	BHSA Score	BHSA Category
215	69.29768726	6	2	>30	0	1	Wet	1	0	1.95	Good
217	83.92578452	4.5	2.5	>30	5	4	Wet	1	1	2.16	Good
219	167.5247619	5	3	>30	30	5	Dry	0	6	1.67	Poor
220	99.46424891	3	1	>30	90	2	Absent	1	0	1.43	Poor
221	51.40874905	3	2	<30	20	2	Wet	0.25	1	1.84	Good
222	23.39985479	12	4	>30	60	4	Absent	0	6	1.84	Good
223	91.66257221	4	1.5	>30	20	3	Wet	0.5	1	1.84	Good
224	60.66415038	5	3	>30	40	6	Absent	1	3	1.84	Good
225	106.8205963	4.5	2	>30	0	5	Absent	0	6	1.95	Good
227	95.07958968	4	2	>30	5	2	Absent	0	1	1.60	Poor
228	101.9505838	4	1.5	>30	20	3	Absent	0	0	1.51	Poor
229	80.15638713	3	3	>30	10	4	Dry	2	1	1.95	Good
231	121.4385904	4	3	>30	50	2	Wet	10	3	2.03	Good
232	110.7539393	2.5	1	>30	0	2	Wet	2	0	1.84	Good
233	72.20640345	2	2	>30	0	1	Wet	1	0	1.95	Good
234	19.48556781	4	3	>30	30	4	Absent	2	0	1.67	Poor
236	89.06701791	8	1.5	>30	5	9	Wet	0.5	6	2.67	Excellent
237	2.809532649	10	3	>30	15	11	Wet	3	10	2.78	Excellent
238	131.8936774	6.5	4	>30	0	12	Wet	2	7	2.52	Excellent
239	40.5270296	3	2	>30	15	2	Absent	2.5	1	1.95	Good

Hedgerow Number	Length (m)	Height (m)	Width (m)	Age >30 Years	Gappiness (%)	Woody Species Number	Ditch Present	Arable Field Margin (m)	Number of Trees	BHSA Score	BHSA Category
240	90.47829307	5	5	>30	0	4	Absent	0	10	2.07	Good
241	71.87137018	3	2	>30	0	3	Wet	3	6	2.42	Excellent
243	88.37613961	2.5	3	>30	0	5	Wet	1	0	2.16	Good
245	26.2631298	4.5	3	>30	0	7	Absent	2	2	2.28	Good
246	85.14910684	2.5	2	>30	0	6	Wet	2	3	2.38	Good
247	129.3883745	2	2	>30	0	8	Wet	1	5	2.52	Excellent
250	98.07682079	2	3	>30	5	6	Wet	0	6	2.28	Good
251	83.18810857	3	1.5	>30	15	4	Absent	1	2	2.03	Good
252	186.8345492	8	6	>30	75	5	Wet	6	5	2.25	Good
255	70.00974628	3	2	>30	0	5	Absent	0.5	2	2.16	Good
256	44.13589574	3	2.5	>30	0	9	Absent	2	2	2.28	Good
257	137.0357421	2	1.5	>30	0	5	Absent	2	1	1.95	Good
259	133.0034728	4	2	>30	0	3	Absent	0.25	0	1.77	Good
262	84.64193981	6	2.5	>30	0	8	Absent	0	0	1.87	Good
264	92.81267528	1.5	1	>30	10	3	Absent	0	5	1.57	Poor
265	102.2588268	2	1.5	>30	10	3	Absent	2	0	1.77	Good
267	119.3730641	2	2	>30	0	2	Absent	2	0	1.77	Good
268	88.84243286	1.5	2	>30	0	3	Absent	1	3	1.84	Good
274	101.385403	1.5	1.5	>30	5	5	Absent	1	0	1.84	Good
278	84.06406562	8	4	>30	30	1	Absent	0	0	1.37	Poor

Hedgerow Number	Length (m)	Height (m)	Width (m)	Age >30 Years	Gappiness (%)	Woody Species Number	Ditch Present	Arable Field Margin (m)	Number of Trees	BHSA Score	BHSA Category
280	124.7489818	4	0.5	>30	10	2	Absent	4	2	1.60	Poor
281	85.09073227	3	2	>30	40	3	Absent	2	0	1.51	Poor
282	149.9441066	10	1	>30	0	3	Absent	2	0	1.67	Poor
283	62.01276644	4	3	>30	0	4	Absent	3	4	2.42	Excellent
285	48.47734037	4	2	>30	30	2	Absent	2	0	1.51	Poor
286	87.4356961	4	2	>30	50	2	Absent	0	0	1.37	Poor
287	185.2812919	6	2	>30	20	5	Absent	2	7	2.03	Good
288	54.43537837	4	1	>30	30	3	Absent	2	0	1.43	Poor
289	37.45968544	3	2	>30	5	8	Absent	6	2	2.52	Excellent
295	52.20607396	3.5	2	<30	5	6	Absent	0.2	0	1.95	Good
302	5.846244561	2	1.5	<30	0	3	Absent	0.2	0	1.77	Good
303	32.91282644	1.5	1.5	<30	0	4	Absent	0.2	0	1.84	Good
305	132.4957978	2	2	>30	0	3	Absent	0.5	0	1.77	Good
306	160.4976358	2.5	2	>30	0	5	Absent	0.5	1	1.95	Good
307	184.9490196	2	1.5	>30	0	3	Absent	1.5	0	1.77	Good
308	6.936477944	2	1.5	>30	0	1	Absent	2	0	1.77	Good
316	327.6544874	1.5	1	>30	0	1	Absent	0.5	0	1.57	Poor
317	154.1291644	2	1.5	>30	0	4	Absent	0.25	0	1.95	Good
319	186.351209	1	1.5	>30	15	2	Absent	0	0	1.43	Poor
320	222.5724763	1.5	1.5	>30	0	1	Absent	0	0	1.51	Poor

Hedgerow Number	Length (m)	Height (m)	Width (m)	Age >30 Years	Gappiness (%)	Woody Species Number	Ditch Present	Arable Field Margin (m)	Number of Trees	BHSA Score	BHSA Category
327	38.19982922	1.5	2.5	>30	0	4	Absent	0	1	1.84	Good
328	86.13294974	1.5	1.5	>30	0	4	Absent	0	1	1.67	Poor
329	22.2876095	1	2	>30	10	4	Absent	0	1	1.84	Good
331	56.98706422	1.5	1.5	>30	0	4	Absent	0	2	1.84	Good
332	78.21899061	1.5	1	>30	0	2	Absent	0	0	1.43	Poor
335	92.22745315	2	1.5	>30	0	5	Absent	0	0	1.77	Good
336	50.32106427	2	1	>30	0	5	Absent	0.5	2	2.03	Good
338	89.82924108	5	1.5	>30	30	3	Absent	0.25	2	1.67	Poor
339	127.4426448	4	1.5	>30	0	2	Absent	1	1	1.77	Good
340	33.91712852	4	1	>30	0	5	Absent	0.5	0	1.84	Good
341	46.4747938	4	1	>30	0	5	Absent	0.5	0	1.84	Good
342	98.32046755	3	1.5	>30	0	5	Absent	2	3	2.16	Good
343	146.2012651	6	4	>30	0	3	Wet	0.5	4	2.16	Good
344	30.24357438	5	1.5	>30	0	5	Dry	0	2	1.95	Good
347	119.0923196	1.5	1.5	>30	5	3	Absent	1	0	1.67	Poor
348	208.2713843	3	2	>30	5	6	Absent	1.5	3	1.95	Good
349	38.73655996	4	2	>30	5	5	Absent	1	0	1.95	Good
350	19.29914286	3	2	>30	0	5	Absent	0.5	0	1.95	Good
351	40.30702042	3	2	>30	0	5	Absent	1	2	2.16	Good
352	76.64472026	3	2	>30	0	6	Absent	1	1	1.95	Good

Hedgerow Number	Length (m)	Height (m)	Width (m)	Age >30 Years	Gappiness (%)	Woody Species Number	Ditch Present	Arable Field Margin (m)	Number of Trees	BHSA Score	BHSA Category
353	179.8346188	3	2	>30	0	6	Absent	1	1	1.95	Good
354	100.3066077	5	3	>30	30	8	Absent	1	10	2.07	Good
356	100.6126203	1	1.5	<30	5	5	Absent	2	2	1.84	Good
358	96.0568796	3	1.5	<30	0	3	Absent	0.5	1	1.77	Good
359	211.1398444	2.5	1.5	>30	0	7	Dry	1.5	8	2.28	Good
361	147.820203	1.5	0.5	>30	30	7	Absent	0	11	1.51	Poor
363	123.191227	1.5	0.5	>30	0	3	Absent	0	0	1.29	Poor
364	226.2173848	2	1	>30	5	8	Absent	0.5	6	2.16	Good
365	54.73289952	5	3	>30	2	6	Absent	1	0	1.95	Good
366	149.1245119	3.5	3	>30	0	7	Absent	4	37	2.67	Excellent
367	56.05548544	2	2	>30	50	5	Absent	1	0	1.67	Poor
368	42.08657468	7	5	>30	0	5	Absent	6	1	2.38	Good
374	112.1737078	5	2.5	<30	15	9	Wet	2.5	9	2.67	Excellent
375	100.5050485	2	1	>30	0	1	Wet	0	0	1.67	Poor
376	21.17423975	2.5	1	>30	40	8	Absent	2	8	2.03	Good
377	93.8629153	1	2	>30	0	6	Absent	0.5	6	2.16	Good
378	76.00978667	1.75	2	>30	5	8	Dry	0.5	6	2.28	Good
379	116.2922985	4	3	>30	0	7	Absent	0	1	1.87	Good
381	20.7756589	3	1	>30	0	4	Wet	1	4	2.38	Good
382	21.46742431	4	1	>30	5	4	Wet	10	3	2.63	Excellent

Hedgerow Number	Length (m)	Height (m)	Width (m)	Age >30 Years	Gappiness (%)	Woody Species Number	Ditch Present	Arable Field Margin (m)	Number of Trees	BHSA Score	BHSA Category
383	130.7715888	1.5	1	>30	10	4	Dry	0	0	1.57	Poor
385	130.5305482	3.5	1	>30	10	1	Absent	2	0	1.67	Poor
386	4.724155946	2	1	>30	10	1	Absent	2	0	1.67	Poor
387	104.3539733	1.5	0.5	>30	10	2	Absent	2	1	1.43	Poor
388	103.2003109	2	1.5	>30	10	4	Absent	2	0	1.95	Good
390	99.11605014	2	0.5	>30	10	2	Absent	2	1	1.51	Poor
392	66.33619944	1.5	1.5	>30	10	3	Absent	2	1	1.67	Poor
393	119.6717322	1.5	1	>30	10	3	Absent	2	1	1.57	Poor
394	60.27498772	2	1.5	>30	0	1	Absent	2	0	1.77	Good
396	79.76075362	5	2	>30	10	4	Wet	2	3	2.38	Good
397	102.5999942	3	1.5	>30	50	4	Absent	2	2	1.67	Poor
398	249.9799806	2.5	2	>30	0	7	Absent	0	13	2.07	Good
399	34.37992871	7	3.5	>30	5	4	Wet	1	0	2.16	Good
400	66.06424935	1.5	2	>30	0	3	Wet	1.5	3	2.03	Good
402	104.7318125	2	1.5	>30	0	6	Absent	0	1	1.77	Good
403	104.3739894	2	2	>30	5	6	Absent	0	2	1.77	Good
404	98.10573522	4	3	>30	0	8	Absent	0	4	2.07	Good
405	146.0785649	2.5	2	>30	5	6	Absent	0	3	1.95	Good
406	95.67076928	6	4	>30	0	7	Absent	0.25	3	2.28	Good
412	222.3086525	2.5	2	>30	0	7	Absent	2	2	2.07	Good

Hedgerow Number	Length (m)	Height (m)	Width (m)	Age >30 Years	Gappiness (%)	Woody Species Number	Ditch Present	Arable Field Margin (m)	Number of Trees	BHSA Score	BHSA Category
413	88.06112511	2	3	>30	0	5	Absent	0.5	0	1.95	Good
414	133.3189329	2	2	>30	0	3	Absent	4	0	1.87	Good
416	139.901191	2	2	>30	0	2	Absent	2	0	1.77	Good
417	148.0533366	2	3	>30	0	4	Absent	0	0	1.77	Good
419	98.14402637	3	3	>30	0	4	Dry	0.5	3	2.16	Good
420	57.11366477	2.5	2.5	>30	0	5	Absent	1	1	1.95	Good
421	34.35739976	2.5	2.5	>30	0	4	Absent	1	2	2.16	Good
422	94.59799791	2	1.5	>30	5	7	Absent	2	1	2.07	Good
424	33.82420983	3	3	>30	0	3	Absent	4	0	1.87	Good
426	87.37686724	2.5	1.5	>30	0	5	Absent	2	0	1.95	Good
427	226.8352546	2	1.5	>30	10	4	Absent	2	0	1.95	Good
428	313.3762254	1.5	1.5	>30	0	6	Absent	2	4	1.84	Good
429	129.2794609	1.5	1	>30	0	5	Absent	2	4	1.92	Good
432	30.44862148	1.5	1	>30	0	3	Dry	2	0	1.57	Poor
434	137.6040325	1.5	1	>30	0	4	Dry	2	1	1.74	Good
438	123.5501584	2.5	1.5	>30	0	3	Dry	2	1	1.77	Good
440	85.29873951	1.5	1	>30	0	6	Absent	0.5	0	1.74	Good
444	110.357438	4	3	>30	5	7	Wet	2	3	2.52	Excellent
449	20.03415391	2	1.75	>30	0	4	Absent	2	0	1.95	Good
466	250.2587931	2	1	>30	0	1	Absent	0.5	1	1.67	Poor

Hedgerow Number	Length (m)	Height (m)	Width (m)	Age >30 Years	Gappiness (%)	Woody Species Number	Ditch Present	Arable Field Margin (m)	Number of Trees	BHSA Score	BHSA Category
468	15.16260472	1.25	1.5	<30	0	4	Absent	2	0	1.84	Good
469	142.8949846	2.5	3	>30	0	6	Wet	3	0	2.28	Good
482	145.4999114	5	3	>30	0	6	Wet	4	7	2.52	Excellent
488	69.25543798	3	2	>30	0	3	Wet	2	6	2.28	Good
489	82.95888515	2.5	2	<30	0	5	Wet	2	10	2.63	Excellent
490	97.05072197	5	2	>30	0	4	Absent	2	0	1.95	Good
491	107.3097896	4	3	<30	0	3	Absent	3	2	1.87	Good
522	35.3238594	1	1	>30	0	4	Absent	0	2	1.74	Good
537	150.7039292	1.5	1	>30	5	8	Dry	0	2	1.67	Poor
538	62.4576521	1.5	1	>30	0	6	Absent	0	0	1.57	Poor
539	19.49117236	1.5	1	>30	0	1	Absent	0	0	1.43	Poor
541	103.5923902	1.5	1	>30	0	7	Absent	0	1	1.67	Poor
557	101.7535855	1	1.5	>30	0	6	Absent	0	0	1.67	Poor
598	7.248093465	4	1	>30	0	2	Wet	3	1	2.16	Good
606	125.457728	2	1.5	>30	5	6	Dry	1	2	1.95	Good
646	480.4822878	1.5	1.5	>30	0	2	Absent	2	3	1.67	Poor
647	3.098791511	1.5	1	>30	0	2	Absent	2	1	1.74	Good
648	60.23323429	4	1	>30	0	1	Absent	1	0	1.67	Poor
649	7.011870428	2	1.5	>30	0	2	Absent	1	0	1.77	Good
652	111.20123	2	2	>30	0	3	Wet	2	0	1.95	Good

Hedgerow Number	Length (m)	Height (m)	Width (m)	Age >30 Years	Gappiness (%)	Woody Species Number	Ditch Present	Arable Field Margin (m)	Number of Trees	BHSA Score	BHSA Category
657	43.56913873	2	1	>30	5	3	Absent	2	1	1.84	Good
662	20.79319802	1	1	<30	0	2	Absent	0	0	1.43	Poor
670	0.865780808	4	3	>30	5	4	Wet	2	2	2.38	Good
678	32.93061398	4	2	>30	50	7	Wet	1	1	2.16	Good
681	2.21093395	5	2	>30	0	7	Wet	1	1	2.52	Excellent
684	94.24025889	2	2.5	>30	10	9	Dry	2	26	2.52	Excellent
707	20.84415026	1.5	0.5	>30	0	2	Absent	0.5	0	1.43	Poor
710	123.1091219	3.5	3	>30	5	3	Dry	1	0	1.77	Good
712	268.6042646	2.5	2	>30	0	4	Absent	1	0	1.95	Good
715	239.3072085	4	3	>30	15	1	Wet	1.5	9	2.03	Good
724	130.58211	3	1	>30	0	1	Absent	0.5	1	1.67	Poor
784	6.159102344	1.5	1.5	>30	20	4	Absent	2	11	2.12	Good
785	22.66412128	1.5	1	>30	30	4	Wet	2	3	1.92	Good
790	186.3031279	1.5	0.5	>30	10	5	Absent	2	2	1.57	Poor
791	134.0416278	1.5	0.5	>30	10	6	Wet	2	3	1.92	Good
792	149.2529312	2.5	2.5	>30	0	4	Absent	2	0	1.95	Good
797	123.0859279	2	1.5	>30	0	5	Dry	2	1	1.95	Good
799	104.3553009	2	1.5	>30	0	2	Absent	0.5	0	1.77	Good
803	161.9382296	2	2	>30	0	4	Absent	2	0	1.95	Good
804	109.7004312	2	2	>30	0	2	Absent	2	0	1.77	Good

Hedgerow Number	Length (m)	Height (m)	Width (m)	Age >30 Years	Gappiness (%)	Woody Species Number	Ditch Present	Arable Field Margin (m)	Number of Trees	BHSA Score	BHSA Category
808	136.0108936	2	1.5	>30	30	3	Wet	2	11	1.95	Good
810	313.846976	2	1	>30	50	8	Wet	2	1	1.84	Good
811	75.73603229	1.5	2	>30	0	7	Wet	1	3	2.38	Good
812	237.4478301	2	1.5	>30	0	3	Absent	0.25	1	1.77	Good
816	73.56415452	2.5	1.5	>30	0	5	Absent	0.5	3	2.16	Good
818	180.8439451	4	2.5	>30	0	5	Absent	0	5	1.95	Good
819	94.08981744	2.5	2.5	>30	5	6	Wet	0.5	3	2.38	Good
820	144.3462224	2	2.5	>30	30	5	Dry	2	5	1.84	Good
839	103.6926124	2	1.5	>30	5	6	Absent	0	2	1.77	Good
840	63.94061053	3.5	2	>30	0	4	Wet	0.5	0	2.16	Good
843	23.58582916	2.5	2	>30	0	3	Absent	2	0	1.77	Good
845	26.50513595	n/a	n/a	n/a	n/a	n/a	n/a	n/a	n/a	n/a	Scoped out
849	22.01724809	n/a	n/a	n/a	n/a	n/a	n/a	n/a	n/a	n/a	Scoped out
853	257.3772567	3	1.5	>30	0	4	Absent	0.5	7	2.16	Good
858	171.5118886	4	2	>30	15	1	Absent	1	0	1.67	Poor
906	135.1382696	2	1.5	>30	2	4	Absent	0	0	1.77	Good
913	103.6788662	1.5	1.5	>30	5	5	Absent	0	4	1.84	Good
924	78.21599493	1.5	0.5	>30	70	5	Absent	2	1	1.35	Poor
926	147.3498299	1	0.75	>30	0	1	Dry	2	0	1.43	Poor
929	35.42415865	2	1.5	>30	0	6	Absent	2	3	2.28	Good

Hedgerow Number	Length (m)	Height (m)	Width (m)	Age >30 Years	Gappiness (%)	Woody Species Number	Ditch Present	Arable Field Margin (m)	Number of Trees	BHSA Score	BHSA Category
930	36.10840665	2.5	1	>30	20	4	Wet	2	0	1.92	Good
931	75.95020288	1.5	1	>30	5	2	Dry	2	0	1.57	Poor
934	24.98754523	2.5	1.5	>30	0	7	Absent	1.5	2	2.28	Good
936	59.47375369	2	1	>30	0	3	Absent	2	2	1.84	Good
937	36.13678391	2	2	>30	0	2	Absent	2	1	1.95	Good
938	86.09508011	1.5	2	>30	0	7	Absent	2.5	3	2.28	Good
940	146.1957885	2.5	2.5	>30	0	7	Absent	2	10	2.42	Excellent
944	30.0947237	6	2	>30	0	3	Absent	1	0	1.77	Good
946	41.18249567	5	2	>30	0	3	Absent	2	0	1.77	Good
950	85.18452391	6	3	>30	0	7	Absent	0	0	1.87	Good
951	1.625427446	1.5	1.5	>30	0	4	Absent	1	2	2.03	Good
952	13.39331484	2	1.5	>30	0	4	Absent	2	2	2.16	Good
954	30.26602	4	2	>30	0	1	Absent	0.5	0	1.77	Good
956	102.8881304	3	1.5	>30	0	9	Wet	0.5	2	2.28	Good
957	7.01437529	3	1.5	>30	0	4	Absent	0.5	5	2.28	Good
958	289.7933947	2.5	2	>30	5	8	Wet	2	2	2.28	Good
961	57.2130923	4	2	>30	5	1	Absent	0.5	0	1.77	Good
963	256.9870548	4	2	>30	5	1	Absent	0.5	0	1.77	Good
964	12.67304531	4	2	>30	5	2	Absent	0.5	1	1.95	Good
973	23.69372845	3	3	>30	0	5	Absent	2	0	1.95	Good

Hedgerow Number	Length (m)	Height (m)	Width (m)	Age >30 Years	Gappiness (%)	Woody Species Number	Ditch Present	Arable Field Margin (m)	Number of Trees	BHSA Score	BHSA Category
974	103.3490779	2	1.5	>30	0	5	Absent	0.5	3	2.16	Good
975	66.62390651	3	2.5	>30	0	2	Absent	0.5	0	1.77	Good
978	11.95131511	4	1.5	<30	0	1	Absent	0	0	1.60	Poor
979	1.402031279	1.5	1.5	>30	0	3	Absent	1	1	1.84	Good
981	14.91236484	4	3	>30	5	6	Absent	6	1	2.38	Good
984	10.69931951	2.5	2	>30	30	3	Absent	0.5	1	1.67	Poor
989	76.1226892	1.75	2	>30	80	6	Absent	2	5	1.84	Good
992	54.07961435	1.5	1.5	>30	0	1	Absent	0	0	1.51	Poor
993	185.9965829	3	2	>30	5	5	Absent	0.5	5	2.16	Good
996	1.966902682	1	1	>30	5	2	Absent	0.25	20	1.92	Good
997	16.90848273	5	1.5	>30	5	1	Dry	1	0	1.77	Good
998	25.26637203	3	2	>30	0	4	Absent	0	1	1.95	Good
999	18.75972706	3.5	3	>30	0	4	Wet	5	2	2.52	Excellent
1004	12.62053472	3	2	>30	0	3	Absent	0.25	0	1.77	Good
1008	130.0051874	1.5	2	>30	1	7	Absent	0.5	2	1.95	Good
1009	73.12704943	2	1	>30	10	3	Absent	2	0	1.67	Poor
1010	7.86175168	1.5	1.5	>30	0	2	Absent	0	4	1.77	Good
1011	47.43602247	3.5	3	>30	0	8	Wet	1	1	2.52	Excellent
1012	28.42060665	1.5	1.5	>30	60	3	Absent	0.5	1	1.57	Poor

Annex E

HEDGEROW STATIC GROUPING AND JUSTIFICATION

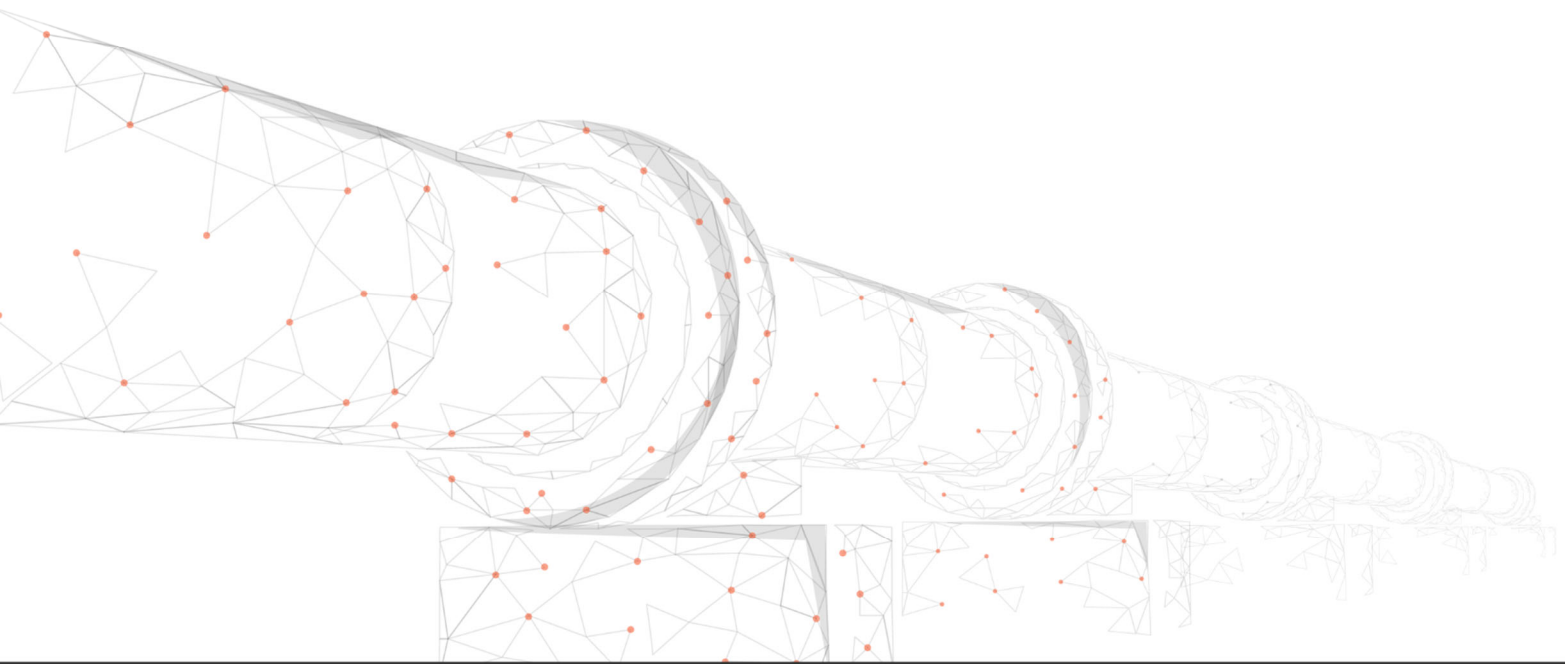


Table E.2 - Hedgerow Static Justification Data

Hedgerow number	BHSA Score	BHSA Class	Static	Static Group	Information	Justification
2	2.12	Good	No	n/a	Downgrade due to road	Within 50m of road
3	1.77	Good	Yes	n/a	n/a	n/a
22	2.16	Good	Yes	2	Static with 839	n/a
26	1.51	Poor	No	n/a	n/a	No assessment needed - Poor
27	2.07	Good	Yes	n/a	n/a	n/a
28	2.42	Excellent	No	4	Static with 31	Within group 4
30	1.92	Good	Yes	n/a	n/a	n/a
31	2.28	Good	Yes	4	Static with 28	n/a
32	1.67	Poor	No	n/a	n/a	No assessment needed - Poor
37	1.74	Good	No	6	Static with 38	Within group 6
38	2.03	Good	Yes	6	Static with 37	n/a
40	1.60	Poor	No	n/a	n/a	No assessment needed - Poor
41	1.77	Good	No	n/a	Scope out due to location	Adjoining residential
42	1.51	Poor	No	n/a	n/a	No assessment needed - Poor
47	2.28	Good	Yes	n/a	n/a	n/a
49	1.95	Good	Yes	97	Scope with 50	n/a
50	1.95	Good	No	97	Scope with 49	Within group 97
51	2.38	Good	Yes	n/a	n/a	n/a
53	1.87	Good	Yes	n/a	n/a	n/a

Hedgerow number	BHSA Score	BHSA Class	Static	Static Group	Information	Justification
59	1.95	Good	Yes	n/a	n/a	n/a
60	1.29	Poor	No	n/a	n/a	No assessment needed - Poor
63	1.51	Poor	No	n/a	n/a	No assessment needed - Poor
64	2.25	Good	Yes	n/a	n/a	n/a
65	1.77	Good	No	n/a	Downgrade due to road	Within 50m of road
66	1.95	Good	No	8	Static with 67	Within group 8
67	1.95	Good	Yes	8	Static with 66	n/a
68	2.38	Good	No	n/a	Scope out due to location	Easier to avoid
69	1.84	Good	Yes	n/a	n/a	n/a
77	2.16	Good	No	11	Static with 78	Within group 11
78	2.16	Good	Yes	11	Static with 77	n/a
81	2.07	Good	Yes	12	Static with 82	n/a
82	2.42	Excellent	No	12	Static with 81	Within group 12
83	2.28	Good	Yes	13	Static with 84 and 85	n/a
84	2.28	Good	No	13	Static with 83 and 85	Within group 13
85	2.12	Good	No	13	Static with 83 and 85	Within group 13
86	1.57	Poor	No	13	Static with 83, 84, and 85	Within group 13
87	2.03	Good	Yes	n/a	n/a	n/a
88	2.28	Good	Yes	n/a	n/a	n/a
90	2.16	Good	Yes	n/a	n/a	n/a
91	2.52	Excellent	Yes	14	Static with 93	n/a
93	1.84	Good	No	14	Static with 91	Within group 14

Hedgerow number	BHSA Score	BHSA Class	Static	Static Group	Information	Justification
94	1.95	Good	No	n/a	Downgrade due to road	Within 50m of road
95	1.95	Good	No	n/a	Downgrade due to road	Within 50m of road
113	2.16	Good	Yes	n/a	n/a	n/a
116	1.51	Poor	No	n/a	n/a	No assessment needed - Poor
117	2.07	Good	Yes	16	Static with 118	n/a
118	2.03	Good	No	16	Static with 117	Within group 16
119	1.67	Poor	No	n/a	Scope out due to location	Adjoining residential
120	1.49	Poor	No	n/a	n/a	No assessment needed - Poor
121	1.67	Poor	No	n/a	n/a	No assessment needed - Poor
123	1.49	Poor	No	n/a	n/a	No assessment needed - Poor
124	1.29	Poor	No	n/a	n/a	No assessment needed - Poor
125	1.29	Poor	No	n/a	n/a	No assessment needed - Poor
128	2.16	Good	No	n/a	Scope out due to location	Easier to avoid
129	1.95	Good	No	n/a	Scope out due to location	Easier to avoid
130	1.67	Poor	No	n/a	n/a	No assessment needed - Poor
131	1.67	Poor	No	n/a	n/a	No assessment needed - Poor
132	1.67	Poor	No	n/a	n/a	No assessment needed - Poor
133	1.77	Good	Yes	n/a	n/a	n/a
134	1.95	Good	No	18	Static with 138 and 993	Within group 18
138	1.84	Good	No	18	Static with 134 and 993	Within group 18
139	1.95	Good	No	19	Static with 140	Within group 19
140	1.74	Good	Yes	19	Static with 139	n/a

Hedgerow number	BHSA Score	BHSA Class	Static	Static Group	Information	Justification
141	1.57	Poor	No	n/a	n/a	No assessment needed - Poor
143	2.38	Good	No	n/a	Scope out due to location	Easier to avoid
144	1.51	Poor	No	n/a	n/a	No assessment needed - Poor
145	2.63	Excellent	Yes	n/a	n/a	n/a
150	2.52	Excellent	No	n/a	Scope out due to location	Easier to avoid
152	1.95	Good	No	n/a	Scope out due to location	Easier to avoid
153	2.16	Good	No	21	Static with 154	Within group 21
154	2.28	Good	Yes	21	Static with 153	n/a
156	1.95	Good	Yes	n/a	n/a	n/a
157	2.28	Good	Yes	23	Static with 998	n/a
158	2.16	Good	No	24	Static with 159, 160, 161 and 162	Within group 24
159	1.77	Good	No	24	Static with 158, 160, 161 and 162	Within group 24
160	1.77	Good	No	24	Static with 158, 159, 161 and 162	Within group 24
161	2.07	Good	Yes	24	Static with 158, 159, 160 and 162	n/a
162	1.95	Good	No	24	Static with 158, 159, 160 and 161	Within group 24
163	1.77	Good	No	26	Static with 164	Within group 26
164	1.87	Good	Yes	26	Static with 163	n/a
165	2.16	Good	No	27	Static with 166, 167, 929, and 930	Within group 27
166	2.12	Good	No	27	Static with 165, 167, 929 and 930	Within group 27
167	2.03	Good	Yes	27	Static with 165, 166, 929 and 930	n/a
168	1.67	Poor	No	n/a	n/a	No assessment needed - Poor
170	2.28	Good	Yes	n/a	n/a	n/a

Hedgerow number	BHSA Score	BHSA Class	Static	Static Group	Information	Justification
173	1.95	Good	Yes	28	Static with 174	n/a
174	1.95	Good	No	28	Static with 173	Within group 28
175	1.77	Good	No	29	Static with 176 and 177	Within group 29
176	2.03	Good	Yes	29	Static with 175 and 177	n/a
177	2.07	Good	No	29	Static with 175 and 176	Within group 29
178	2.07	Good	No	n/a	Downgrade due to road	Within 50m of road
179	1.67	Poor	No	n/a	n/a	No assessment needed - Poor
181	1.74	Good	No	n/a	n/a	No longer a hedgerow
182	1.84	Good	No	n/a	n/a	No longer a hedgerow
183	1.77	Good	No	n/a	Scope out due to location	Easier to avoid
184	1.67	Poor	No	n/a	n/a	No assessment needed - Poor
185	1.43	Poor	No	n/a	n/a	No assessment needed - Poor
186	2.16	Good	No	n/a	Scope out due to location	Easier to avoid
187	1.74	Good	Yes	n/a	n/a	n/a
188	1.77	Good	Yes	98	Static with 961	n/a
189	1.95	Good	Yes	n/a	n/a	n/a
194	1.60	Poor	No	n/a	n/a	No assessment needed - Poor
195	1.43	Poor	No	n/a	n/a	No assessment needed - Poor
196	2.03	Good	Yes	n/a	n/a	n/a
198	1.95	Good	No	n/a	Downgrade due to road	Within 50m of road
199	2.03	Good	Yes	n/a	n/a	n/a
200	1.51	Poor	No	n/a	n/a	No assessment needed - Poor

Hedgerow number	BHSA Score	BHSA Class	Static	Static Group	Information	Justification
201	2.07	Good	No	n/a	Scope out due to location	Easier to avoid
202	1.84	Good	Yes	n/a	n/a	n/a
204	1.51	Poor	No	n/a	n/a	No assessment needed - Poor
205	2.07	Good	No	n/a	Scope out due to location	Adjoining residential
206	1.77	Good	Yes	n/a	n/a	n/a
207	1.87	Good	Yes	33	Static with 209	n/a
209	1.77	Good	No	33	Static with 207	Within group 33
210	2.03	Good	Yes	n/a	n/a	n/a
211	1.67	Poor	No	n/a	n/a	No assessment needed - Poor
212	1.95	Good	No	34	Static with 214, 215 and 217	Within group 34
214	1.77	Good	Yes	34	Static with 212, 215 and 217	n/a
215	1.95	Good	No	34	Static with 212, 214 and 217	Within group 34
217	2.16	Good	No	34	Static with 212, 214 and 215	Within group 34
219	1.67	Poor	No	n/a	n/a	No assessment needed - Poor
220	1.43	Poor	No	n/a	n/a	No assessment needed - Poor
221	1.84	Good	No	37	Static with 223 and 224.	Within group 37
222	1.84	Good	No	n/a	Scope out due to location	Easier to avoid
223	1.84	Good	Yes	37	Static with 221 and 224.	n/a
224	1.84	Good	No	37	Static with 221 and 223	Within group 37
225	1.95	Good	Yes	n/a	n/a	n/a
227	1.60	Poor	No	n/a	n/a	No assessment needed - Poor
228	1.51	Poor	No	n/a	n/a	No assessment needed - Poor

Hedgerow number	BHSA Score	BHSA Class	Static	Static Group	Information	Justification
229	1.95	Good	Yes	n/a	n/a	n/a
231	2.03	Good	No	n/a	Scope out due to location	Easier to avoid
232	1.84	Good	No	n/a	Downgrade due to road	Within 50m of road
233	1.95	Good	No	n/a	Downgrade due to road	Within 50m of road
234	1.67	Poor	No	n/a	Scope out due to location	Adjoining residential
236	2.67	Excellent	Yes	n/a	n/a	n/a
237	2.78	Excellent	No	39	Static with 238	Within group 39
238	2.52	Excellent	Yes	39	Static with 237	Enough cover from road
239	1.95	Good	No	40	Static with 241	Within group 403
240	2.07	Good	No	n/a	Downgrade due to road	Within 50m of road
241	2.42	Excellent	Yes	40	Static with 239	n/a
243	2.16	Good	No	n/a	Downgrade due to road	Within 50m of road
245	2.28	Good	No	n/a	Scope out due to location	Adjoining residential
246	2.38	Good	Yes	n/a	n/a	n/a
247	2.52	Excellent	Yes	n/a	n/a	n/a
250	2.28	Good	No	43	Static with 251 and 252.	Within group 43
251	2.03	Good	Yes	43	Static with 250 and 252	n/a
252	2.25	Good	No	43	Static with 250 and 251	Within group 43
255	2.16	Good	Yes	44	Static with 256	n/a
256	2.28	Good	No	44	Static with 255	Within group 44
257	1.95	Good	No	n/a	Downgrade due to road	Within 50m of road
259	1.77	Good	No	n/a	Downgrade due to road	Within 50m of road

Hedgerow number	BHSA Score	BHSA Class	Static	Static Group	Information	Justification
262	1.87	Good	Yes	n/a	n/a	Most of hedge >50m from road
264	1.57	Poor	No	n/a	n/a	No assessment needed - Poor
265	1.77	Good	Yes	n/a	n/a	n/a
267	1.77	Good	Yes	n/a	n/a	n/a
268	1.84	Good	Yes	102	Static with 274	n/a
274	1.84	Good	No	102	Static with 268	Within group 102
278	1.37	Poor	No	n/a	n/a	No assessment needed - Poor
280	1.60	Poor	No	n/a	n/a	No assessment needed - Poor
281	1.51	Poor	No	n/a	n/a	No assessment needed - Poor
282	1.67	Poor	No	n/a	n/a	No assessment needed - Poor
283	2.42	Excellent	Yes	46	Static with 973	n/a
285	1.51	Poor	No	n/a	n/a	No assessment needed - Poor
286	1.67	Poor	No	n/a	n/a	No assessment needed - Poor
287	2.03	Good	Yes	47	Static with 289	n/a
288	1.43	Poor	No	n/a	n/a	No assessment needed - Poor
289	2.52	Excellent	No	47	Static with 287	Within group 47
295	1.95	Good	No	n/a	Scope out due to location	Adjoining residential
302	1.77	Good	No	n/a	Scope out due to location	Adjoining residential
303	1.84	Good	No	n/a	Scope out due to location	Adjoining residential
305	1.77	Good	Yes	48	Static with 308	n/a
306	1.95	Good	Yes	89	Static with 307	n/a
307	1.77	Good	No	89	Static with 306	Within group 89

Hedgerow number	BHSA Score	BHSA Class	Static	Static Group	Information	Justification
308	1.77	Good	No	48	Static with 305	Within group 305
316	1.57	Poor	No	n/a	n/a	No assessment needed - Poor
317	1.95	Good	Yes	n/a	n/a	n/a
319	1.43	Poor	No	n/a	n/a	No assessment needed - Poor
320	1.51	Poor	No	n/a	n/a	No assessment needed - Poor
327	1.84	Good	No	n/a	Scope out due to location	Easier to avoid
328	1.67	Poor	No	n/a	n/a	No assessment needed - Poor
329	1.84	Good	No	n/a	Scope out due to location	Easier to avoid
331	1.84	Good	Yes	n/a	n/a	n/a
332	1.43	Poor	No	n/a	n/a	No assessment needed - Poor
335	1.77	Good	Yes	n/a	n/a	n/a
336	2.03	Good	Yes	51	Static with 340 and 341	n/a
338	1.67	Poor	No	n/a	n/a	No assessment needed - Poor
339	1.77	Good	No	n/a	Scope out due to location	Easier to avoid
340	1.84	Good	No	51	Static with 336 and 341	Within group 51
341	1.84	Good	No	51	Static with 336 and 340	Within group 51
342	2.16	Good	Yes	53	Static with 344	n/a
343	2.16	Good	Yes	52	Static with 944	n/a
344	1.95	Good	No	53	Static with 342	Within group 53
347	1.67	Poor	No	n/a	n/a	No assessment needed - Poor
348	1.95	Good	Yes	54	Static with 349 and 350	n/a
349	1.95	Good	No	54	Static with 348 and 350.	Within group 54

Hedgerow number	BHSA Score	BHSA Class	Static	Static Group	Information	Justification
350	1.95	Good	No	54	Static with 348 and 349.	Within group 54
351	2.16	Good	Yes	55	Static with 352	n/a
352	1.95	Good	No	55	Static with 351	Within group 55
353	1.95	Good	Yes	n/a	n/a	n/a
354	2.07	Good	Yes	n/a	n/a	n/a
356	1.84	Good	Yes	n/a	n/a	n/a
358	1.77	Good	Yes	57	Static with 359	n/a
359	2.28	Good	No	57	Static with 358	Within group 57
361	1.51	Poor	No	n/a	n/a	No assessment needed - Poor
363	1.29	Poor	No	n/a	n/a	No assessment needed - Poor
364	2.16	Good	Yes	n/a	n/a	n/a
365	1.95	Good	No	n/a	Scoped out due to location	Easier to avoid
366	2.67	Excellent	No	n/a	Scoped out due to location	Easier to avoid
367	1.67	Poor	No	n/a	n/a	No assessment needed - Poor
368	2.38	Good	Yes	n/a	n/a	n/a
374	2.67	Excellent	Yes	n/a	n/a	n/a
375	1.67	Poor	No	n/a	n/a	No assessment needed - Poor
376	2.03	Good	No	n/a	Scope out due to location	Adjoining residential
377	2.16	Good	Yes	n/a	n/a	n/a
378	2.28	Good	Yes	n/a	n/a	n/a
379	1.87	Good	No	61	Static with 1011.	Within group 61
381	2.38	Good	No	n/a	Scope out due to location	Easier to avoid

Hedgerow number	BHSA Score	BHSA Class	Static	Static Group	Information	Justification
382	2.63	Excellent	No	n/a	Downgraded due to location	Within 50m of road
383	1.57	Poor	No	n/a	n/a	No assessment needed - Poor
385	1.67	Poor	No	n/a	n/a	No assessment needed - Poor
386	1.67	Poor	No	n/a	n/a	No assessment needed - Poor
387	1.43	Poor	No	n/a	n/a	No assessment needed - Poor
388	1.95	Good	Yes	n/a	n/a	n/a
390	1.51	Poor	No	n/a	n/a	No assessment needed - Poor
392	1.67	Poor	No	n/a	n/a	No assessment needed - Poor
393	1.57	Poor	No	n/a	n/a	No assessment needed - Poor
394	1.77	Good	Yes	62	Static with 936.	n/a
396	2.38	Good	Yes	n/a	n/a	n/a
397	1.67	Poor	No	n/a	n/a	No assessment needed - Poor
398	2.07	Good	Yes	90	Static with 400 and 399	n/a
399	2.16	Good	No	90	Static with 400 and 398	Within group 90
400	2.03	Good	No	90	Static with 399 and 398	Within group 90
402	1.77	Good	No	64	Static with 403	Within group 403
403	1.77	Good	Yes	64	Static with 402.	n/a
404	2.07	Good	No	n/a	Scope out due to location	Easier to avoid
405	1.95	Good	No	65	Static with 406 and 1004	Within group 65
406	2.28	Good	No	65	Static with 405 and 1004	Within group 65
412	2.07	Good	No	n/a	Scope out due to location	Easier to avoid
413	1.95	Good	Yes	n/a	n/a	n/a

Hedgerow number	BHSA Score	BHSA Class	Static	Static Group	Information	Justification
414	1.87	Good	Yes	n/a	n/a	n/a
416	1.77	Good	Yes	69	Static with 417	n/a
417	1.77	Good	No	69	Static with 416	Within group 69
419	2.16	Good	Yes	n/a	n/a	n/a
420	1.95	Good	Yes	70	Static with 421	n/a
421	2.16	Good	No	70	Static with 420	Within group 70
422	2.07	Good	Yes	n/a	n/a	n/a
424	1.87	Good	No	n/a	Scope out due to location	Easier to avoid
426	1.95	Good	Yes	n/a	n/a	n/a
427	1.95	Good	Yes	n/a	n/a	n/a
428	1.84	Good	No	n/a	Scope out due to location	Easier to avoid
429	1.92	Good	Yes	n/a	n/a	n/a
432	1.57	Poor	No	n/a	n/a	No assessment needed - Poor
434	1.74	Good	Yes	n/a	n/a	n/a
438	1.77	Good	Yes	n/a	n/a	n/a
440	1.74	Good	No	n/a	Scope out due to location	Easier to avoid
444	2.52	Excellent	No	n/a	Scope out due to location	Easier to avoid
449	1.95	Good	Yes	n/a	n/a	n/a
466	1.67	Poor	No	n/a	n/a	No assessment needed - Poor
468	1.84	Good	No	n/a	Scope out due to location	Easier to avoid
469	2.28	Good	No	n/a	Scope out due to location	Easier to avoid
482	2.52	Excellent	Yes	99	Static with 490	n/a

Hedgerow number	BHSA Score	BHSA Class	Static	Static Group	Information	Justification
488	2.28	Good	No	100	Static with 489	Within group 100
489	2.63	Excellent	Yes	100	Static with 488	n/a
490	1.95	Good	No	99	Static with 482	Withing group 99
491	1.87	Good	Yes	n/a	n/a	n/a
522	1.74	Good	Yes	n/a	n/a	n/a
537	1.67	Poor	No	n/a	n/a	No assessment needed - Poor
538	1.57	Poor	No	n/a	n/a	No assessment needed - Poor
539	1.43	Poor	No	n/a	n/a	No assessment needed - Poor
541	1.67	Poor	No	n/a	n/a	No assessment needed - Poor
557	1.67	Poor	No	n/a	n/a	No assessment needed - Poor
598	2.16	Good	No	n/a	Scope out due to location	Easier to avoid
606	1.95	Good	No	n/a	Scope out due to location	Easier to avoid
646	1.67	Poor	No	n/a	n/a	No assessment needed - Poor
647	1.74	Good	No	n/a	Scope out due to location	Easier to avoid
648	1.67	Poor	No	n/a	n/a	No assessment needed - Poor
649	1.77	Good	No	n/a	Scope out due to location	Easier to avoid
652	1.95	Good	No	n/a	Downgrade due to road	Within 50m of road
657	1.84	Good	Yes	n/a	n/a	n/a
662	1.43	Poor	No	n/a	n/a	No assessment needed - Poor
670	2.38	Good	No	n/a	Downgrade due to road	Within 50m of road
678	2.16	Good	Yes	n/a	n/a	n/a
681	2.52	Excellent	No	n/a	Scope out due to location	Easier to avoid

Hedgerow number	BHSA Score	BHSA Class	Static	Static Group	Information	Justification
684	2.52	Excellent	No	n/a	Scope out due to location	Easier to avoid
707	1.43	Poor	No	n/a	n/a	No assessment needed - Poor
710	1.77	Good	Yes	1	Static with 715	n/a
712	1.95	Good	No	n/a	Scope out due to location	Easier to avoid
715	2.03	Good	No	1	Static with 710	Within group 1
724	1.67	Poor	No	n/a	n/a	No assessment needed - Poor
784	2.12	Good	No	74	Static with 810	Within group 74
785	1.92	Good	No	101	Static with 791	Within group 101
790	1.57	Poor	No	n/a	n/a	No assessment needed - Poor
791	1.92	Good	Yes	101	Static with 785	n/a
792	1.95	Good	No	n/a	Scope out due to location	Easier to avoid
797	1.95	Good	Yes	n/a	n/a	n/a
799	1.77	Good	No	n/a	Downgrade due to road	Within 50m of road
803	1.95	Good	No	n/a	Scope out due to location	Easier to avoid
804	1.77	Good	Yes	n/a	n/a	n/a
808	1.95	Good	Yes	n/a	n/a	n/a
810	1.84	Good	Yes	74	Static with 784	n/a
811	2.38	Good	Yes	n/a	n/a	n/a
812	1.77	Good	No	85	Static with 937 and 954	Within group 85
816	2.16	Good	No	84	Static with 818	Within group 84
818	1.95	Good	Yes	84	Static with 816	n/a
819	2.38	Good	Yes	n/a	n/a	n/a

Hedgerow number	BHSA Score	BHSA Class	Static	Static Group	Information	Justification
820	1.84	Good	No	n/a	Scope out due to location	Easier to avoid
839	1.77	Good	No	2	Static with 22	Within group 2
840	2.16	Good	No	n/a	Downgrade due to road	Within 50m of road
843	1.77	Good	No	n/a	Downgrade due to road	Within 50m of road
845	n/a	n/a	No	n/a	Assumed poor due to location	Within 50m of road
849	n/a	n/a	No	n/a	Assumed poor due to location	Within 50m of road
852	n/a	n/a	No	n/a	Not assessed, unlikely to be needed	Not assessed, unlikely to be needed
853	2.16	Good	No	n/a	Scope out due to location	Easier to avoid
858	1.67	Poor	No	n/a	n/a	No assessment needed - Poor
906	1.77	Good	Yes	n/a	n/a	n/a
913	1.84	Good	Yes	n/a	n/a	n/a
924	1.35	Poor	No	n/a	n/a	No assessment needed - Poor
926	1.43	Poor	No	n/a	n/a	No assessment needed - Poor
929	2.28	Good	No	27	Static with 165, 166, 167 and 930	Within group 27
930	1.92	Good	No	27	Static with 165, 166, 167 and 929	Within group 27
931	1.57	Poor	No	n/a	n/a	No assessment needed - Poor
934	2.28	Good	No	n/a	Scope out due to location	Easier to avoid
936	1.84	Good	No	62	Static with 394.	Within group 62
937	1.95	Good	No	85	Static with 812 and 954	Within group 85
938	2.28	Good	No	n/a	Scope out due to location	Easier to avoid
940	2.42	Excellent	Yes	n/a	n/a	n/a

Hedgerow number	BHSA Score	BHSA Class	Static	Static Group	Information	Justification
944	1.77	Good	No	52	Static with 343	Within group 52
946	1.77	Good	No	n/a	Scope out due to location	Easier to avoid
950	1.87	Good	No	n/a	Scope out due to location	Easier to avoid
951	2.03	Good	No	n/a	Scope out due to location	Easier to avoid
952	2.16	Good	No	n/a	Scope out due to location	Easier to avoid
954	1.77	Good	Yes	85	Static with 812 and 937	n/a
956	2.28	Good	Yes	n/a	n/a	n/a
957	2.28	Good	No	n/a	Scope out due to location	Adjoining residential
958	2.28	Good	Yes	n/a	n/a	n/a
961	1.77	Good	No	98	Static with 188	Within group 98
963	1.77	Good	No	n/a	Scope out due to location	Easier to avoid
964	1.95	Good	No	n/a	Scope out due to location	Easier to avoid
973	1.95	Good	No	46	Static with 283	Within group 46
974	2.16	Good	Yes	n/a	n/a	n/a
975	1.77	Good	No	n/a	Scope out due to location	Easier to avoid
978	1.60	Poor	No	n/a	Scope out due to location	Adjoining residential
979	1.84	Good	No	n/a	Scope out due to location	Adjoining residential
981	2.38	Good	No	n/a	Scope out due to location	Easier to avoid
984	1.67	Poor	No	n/a	n/a	No assessment needed - Poor
989	1.84	Good	No	n/a	Scope out due to location	Easier to avoid
992	1.51	Poor	No	n/a	n/a	No assessment needed - Poor
993	2.16	Good	Yes	18	Static with 134 and 138	n/a

Hedgerow number	BHSA Score	BHSA Class	Static	Static Group	Information	Justification
996	1.92	Good	No	n/a	Scope out due to location	Easier to avoid
997	1.77	Good	No	n/a	Downgrade due to road	Within 50m of road
998	1.95	Good	No	23	Static with 157	Within group 23
999	2.52	Excellent	No	n/a	Scope out due to location	Easier to avoid
1004	1.77	Good	Yes	65	Static with 405 and 406	n/a
1008	1.95	Good	Yes	n/a	n/a	n/a
1009	1.67	Poor	No	n/a	n/a	No assessment needed - Poor
1010	1.77	Good	No	n/a	Scope out due to location	Easier to avoid
1011	2.52	Excellent	Yes	61	Static with 379	n/a
1012	1.57	Poor	No	n/a	n/a	No assessment needed - Poor

Annex F

STATIC DEPLOYMENT INFORMATION

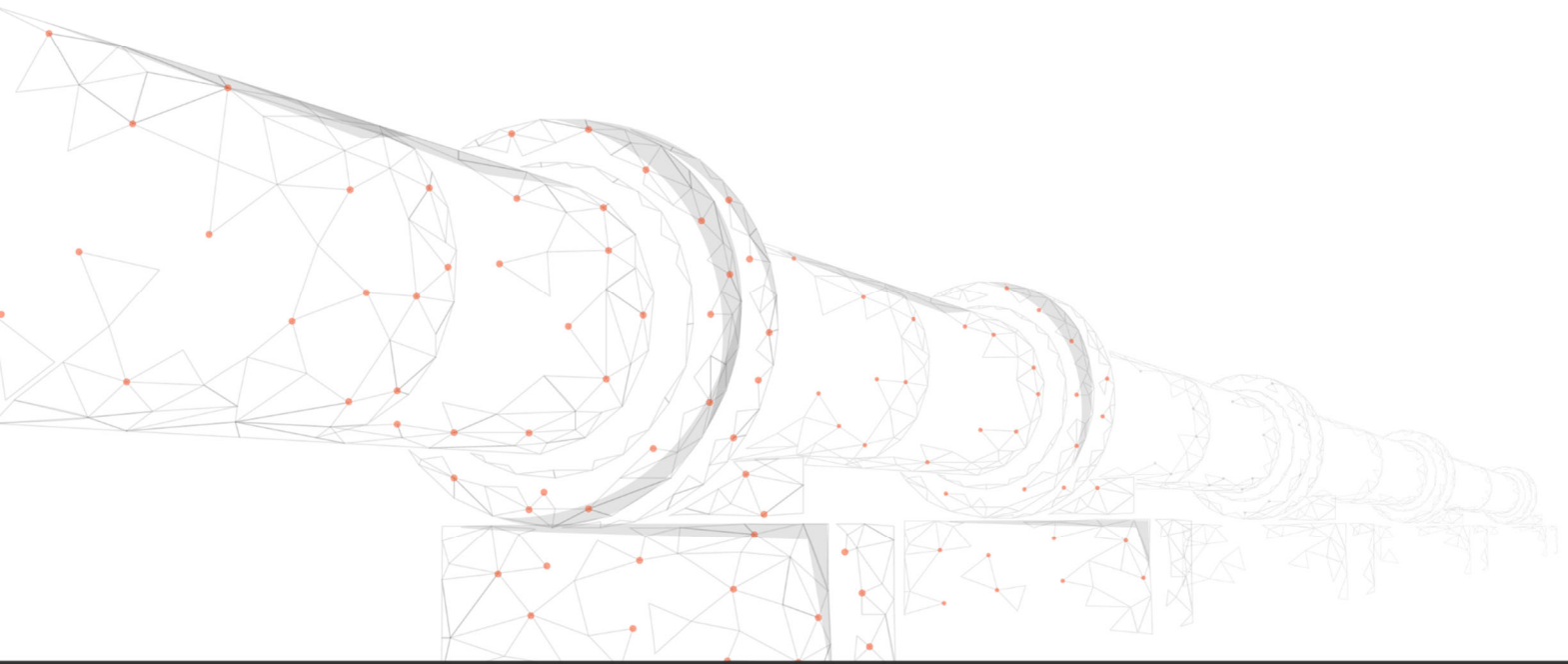


Table F. 1 - Hedgerow Static Deployment Information Spring '22

Month / Season / Week Number	Hedgerow number	Grouped with hedges	Date Deployed	Date collected
April Spring 1	78	77	30/03/2022	05/04/2022
April Spring 1	81	82	30/03/2022	05/04/2022
April Spring 1	154	155, 153	30/03/2022	05/04/2022
April Spring 1	157	998	30/03/2022	05/04/2022
April Spring 1	156	999	30/03/2022	05/04/2022
April Spring 1	161	159, 160, 158, 162	30/03/2022	05/04/2022
April Spring 1	83	85, 84, 86	31/03/2022	05/04/2022
April Spring 1	91	93	31/03/2022	05/04/2022
April Spring 1	87	n/a	31/03/2022	05/04/2022
April Spring 1	88	n/a	31/03/2022	05/04/2022
April Spring 1	90	n/a	31/03/2022	05/04/2022
April Spring 1	117	n/a	30/03/2022	05/04/2022
April Spring 1	113	n/a	30/03/2022	05/04/2022
April Spring 1	27	29	31/03/2022	05/04/2022
April Spring 1	31	28	31/03/2022	05/04/2022
April Spring 1	954	812, 937	31/03/2022	05/04/2022
April Spring 2	167	929, 930, 166, 165	06/04/2022	12/04/2022
April Spring 2	173	174	06/04/2022	12/04/2022
April Spring 2	170	n/a	06/04/2022	12/04/2022
April Spring 2	710	715	06/04/2022	12/04/2022
April Spring 2	164	163	06/04/2022	12/04/2022
April Spring 2	923	22	06/04/2022	12/04/2022

Month / Season / Week Number	Hedgerow number	Grouped with hedges	Date Deployed	Date collected
April Spring 2	176	177	06/04/2022	12/04/2022
April Spring 2	958	959	06/04/2022	12/04/2022
April Spring 2	182	181	06/04/2022	12/04/2022
April Spring 2	38	37	06/04/2022	12/04/2022
April Spring 2	207	209	06/04/2022	12/04/2022
April Spring 2	214	212	06/04/2022	12/04/2022
April Spring 2	223	221	06/04/2022	12/04/2022
April Spring 2	225	n/a	06/04/2022	12/04/2022
April Spring 3	305	308	13/04/2022	20/04/2022
April Spring 3	306	307	13/04/2022	20/04/2022
April Spring 3	974	n/a	13/04/2022	20/04/2022
April Spring 3	238	237	13/04/2022	20/04/2022
April Spring 3	241	239	13/04/2022	20/04/2022
April Spring 3	248	247, 970	13/04/2022	20/04/2022
April Spring 3	251	252, 250	13/04/2022	20/04/2022
April Spring 3	255	256	13/04/2022	20/04/2022
April Spring 3	246	n/a	13/04/2022	20/04/2022
April Spring 3	343	944	13/04/2022	20/04/2022
April Spring 3	342	344	13/04/2022	20/04/2022
April Spring 3	348	349, 350	13/04/2022	26/04/2022
April Spring 3	351	352	13/04/2022	20/04/2022
April Spring 3	353	n/a	13/04/2022	20/04/2022
April Spring 3	354	n/a	13/04/2022	20/04/2022
April Spring 3	904	n/a	13/04/2022	20/04/2022
April Spring 4	413	895	21/04/2022	26/04/2022

Month / Season / Week Number	Hedgerow number	Grouped with hedges	Date Deployed	Date collected
April Spring 4	896	941	21/04/2022	26/04/2022
April Spring 4	416	417	21/04/2022	26/04/2022
April Spring 4	412	n/a	21/04/2022	26/04/2022
April Spring 4	414	n/a	21/04/2022	26/04/2022
April Spring 4	940	n/a	21/04/2022	26/04/2022
April Spring 4	420	421	21/04/2022	26/04/2022
April Spring 4	419	n/a	21/04/2022	26/04/2022
April Spring 4	422	n/a	21/04/2022	26/04/2022
April Spring 4	1011	379	21/04/2022	26/04/2022
April Spring 4	377	n/a	21/04/2022	26/04/2022
April Spring 4	378	n/a	21/04/2022	26/04/2022
April Spring 4	287	289	21/04/2022	26/04/2022
April Spring 4	394	936	21/04/2022	26/04/2022
April Spring 4	396	n/a	21/04/2022	26/04/2022
April Spring 5	797	955	28/04/2022	04/05/2022
April Spring 5	808	n/a	28/04/2022	04/05/2022
April Spring 5	792	n/a	28/04/2022	04/05/2022
April Spring 5	804	n/a	28/04/2022	04/05/2022
April Spring 5	482	490	28/04/2022	04/05/2022
April Spring 5	489	488, 487	28/04/2022	04/05/2022
April Spring 5	374	n/a	28/04/2022	04/05/2022
April Spring 5	491	n/a	28/04/2022	04/05/2022
April Spring 5	818	816	28/04/2022	04/05/2022
April Spring 5	819	n/a	28/04/2022	04/05/2022
April Spring 5	810	955	28/04/2022	04/05/2022

Month / Season / Week Number	Hedgerow number	Grouped with hedges	Date Deployed	Date collected
April Spring 5	811	n/a	28/04/2022	04/05/2022
April Spring 5	49	50	28/04/2022	04/05/2022
May Spring 6	403	402	05/05/2022	10/05/2022
May Spring 6	196	n/a	05/05/2022	10/05/2022
May Spring 6	189	n/a	05/05/2022	10/05/2022
May Spring 6	64	n/a	05/04/2022	10/05/2022
May Spring 6	657	n/a	05/05/2022	10/05/2022
May Spring 6	210	n/a	05/05/2022	10/05/2022
May Spring 6	262	n/a	05/05/2022	10/05/2022
May Spring 6	30	n/a	05/05/2022	10/05/2022
May Spring 6	188	961	05/05/2022	10/05/2022
May Spring 6	199	n/a	05/05/2022	10/05/2022
May Spring 6	202	n/a	05/05/2022	10/05/2022
May Spring 6	206	n/a	05/05/2022	10/05/2022
May Spring 7	791	n/a	11/05/2022	17/05/2022
May Spring 7	1003	n/a	11/05/2022	17/05/2022
May Spring 7	956	n/a	11/05/2022	17/05/2022
May Spring 7	145	n/a	11/05/2022	17/05/2022
May Spring 7	187	n/a	11/05/2022	17/05/2022
May Spring 7	265	n/a	11/05/2022	17/05/2022
May Spring 7	267	n/a	11/05/2022	17/05/2022
May Spring 7	268	n/a	11/05/2022	17/05/2022
May Spring 7	67	66	11/05/2022	17/05/2022
May Spring 7	69	n/a	11/05/2022	17/05/2022
May Spring 8	53	n/a	18/05/2022	24/05/2022

Month / Season / Week Number	Hedgerow number	Grouped with hedges	Date Deployed	Date collected
May Spring 8	59	n/a	18/05/2022	24/05/2022
May Spring 8	51	n/a	18/05/2022	24/05/2022
May Spring 8	988	n/a	18/05/2022	24/05/2022
May Spring 8	798	n/a	18/05/2022	24/05/2022
May Spring 8	426	n/a	18/05/2022	24/05/2022
May Spring 8	427	n/a	18/05/2022	24/05/2022
May Spring 8	429	n/a	18/05/2022	24/05/2022
May Spring 8	434	n/a	18/05/2022	24/05/2022
May Spring 8	438	n/a	18/05/2022	24/05/2022
May Spring 8	150	n/a	18/05/2022	24/05/2022
May Spring 8	229	n/a	18/05/2022	24/05/2022
May Spring 8	368	n/a	18/05/2022	24/05/2022
May Spring 8	369	n/a	18/05/2022	24/05/2022
May Spring 8	398	n/a	18/05/2022	24/05/2022
May Spring 9	1004	405, 406	25/05/2022	31/05/2022
May Spring 9	133	n/a	25/05/2022	31/05/2022
May Spring 9	657	n/a	25/05/2022	31/05/2022

Table F.2 - Hedgerow Static Deployment Information Summer '22

Month / Season / Week Number	Hedgerow number	Grouped with hedges	Date Deployed	Date collected
June Summer 1	78	77	08/06/2022	14/06/2022
June Summer 1	81	82	08/06/2022	14/06/2022
June Summer 1	154	155, 153	08/06/2022	14/06/2022

Month / Season / Week Number	Hedgerow number	Grouped with hedges	Date Deployed	Date collected
June Summer 1	157	998	08/06/2022	14/06/2022
June Summer 1	156	999	08/06/2022	14/06/2022
June Summer 1	161	159, 160, 158, 162	08/06/2022	14/06/2022
June Summer 1	83	85, 84, 86	08/06/2022	14/06/2022
June Summer 1	91	93	08/06/2022	14/06/2022
June Summer 1	87	n/a	08/06/2022	14/06/2022
June Summer 1	88	n/a	08/06/2022	14/06/2022
June Summer 1	90	n/a	08/06/2022	14/06/2022
June Summer 1	117	n/a	08/06/2022	14/06/2022
June Summer 1	113	n/a	08/06/2022	14/06/2022
June Summer 1	993	134	08/06/2022	14/06/2022
June Summer 1	140	139	08/06/2022	14/06/2022
June Summer 2	283	973	29/06/2022	05/07/2022
June Summer 2	173	174	29/06/2022	05/07/2022
June Summer 2	170	n/a	29/06/2022	05/07/2022
June Summer 2	164	163	29/06/2022	05/07/2022
June Summer 2	22	839, 932	29/06/2022	05/07/2022
June Summer 2	958	959	29/06/2022	05/07/2022
June Summer 2	38	37	29/06/2022	05/07/2022
June Summer 2	207	209	29/06/2022	05/07/2022
June Summer 2	214	212	29/06/2022	05/07/2022
June Summer 2	223	221	29/06/2022	05/07/2022
June Summer 2	225	n/a	29/06/2022	05/07/2022

Month / Season / Week Number	Hedgerow number	Grouped with hedges	Date Deployed	Date collected
July Summer 3	306	307	13/07/2022	20/07/2022
July Summer 3	974	n/a	13/07/2022	20/07/2022
July Summer 3	238	237	13/07/2022	20/07/2022
July Summer 3	241	239	13/07/2022	20/07/2022
July Summer 3	247	n/a	13/07/2022	20/07/2022
July Summer 3	251	252, 250	13/07/2022	20/07/2022
July Summer 3	246	n/a	13/07/2022	20/07/2022
July Summer 4	413	895	27/07/2022	02/08/2022
July Summer 4	416	417	27/07/2022	02/08/2022
July Summer 4	414	n/a	27/07/2022	02/08/2022
July Summer 4	940	n/a	27/07/2022	02/08/2022
July Summer 4	420	421	27/07/2022	02/08/2022
July Summer 4	419	n/a	27/07/2022	02/08/2022
July Summer 4	1011	379	27/07/2022	02/08/2022
July Summer 4	377	n/a	27/07/2022	02/08/2022
July Summer 4	378	n/a	27/07/2022	02/08/2022
July Summer 4	287	289	27/07/2022	02/08/2022
July Summer 4	396	n/a	27/07/2022	02/08/2022
July Summer 5	808	n/a	03/08/2022	09/08/2022
July Summer 5	804	n/a	03/08/2022	09/08/2022
July Summer 5	791	n/a	03/08/2022	09/08/2022
July Summer 5	489	488, 487	03/08/2022	09/08/2022
July Summer 5	374	n/a	03/08/2022	09/08/2022

Month / Season / Week Number	Hedgerow number	Grouped with hedges	Date Deployed	Date collected
July Summer 5	491	n/a	03/08/2022	09/08/2022
July Summer 5	818	816	03/08/2022	09/08/2022
July Summer 5	810	955	03/08/2022	09/08/2022
July Summer 5	351	n/a	03/08/2022	09/08/2022
August Summer 6	403	402	11/08/2022	17/08/2022
August Summer 6	1004	405, 406	11/08/2022	17/08/2022
August Summer 6	196	n/a	11/08/2022	17/08/2022
August Summer 6	189	n/a	11/08/2022	17/08/2022
August Summer 6	305	308	11/08/2022	17/08/2022
August Summer 6	210	n/a	11/08/2022	17/08/2022
August Summer 6	262	n/a	11/08/2022	17/08/2022
August Summer 6	30	n/a	11/08/2022	17/08/2022
August Summer 6	188	961	11/08/2022	17/08/2022
August Summer 6	202	n/a	11/08/2022	17/08/2022
August Summer 7	47	n/a	18/08/2022	23/08/2022
August Summer 7	133	n/a	18/08/2022	23/08/2022
August Summer 7	956	n/a	18/08/2022	23/08/2022
August Summer 7	522	n/a	25/08/2022	31/08/2022
August Summer 7	145	n/a	18/08/2022	23/08/2022
August Summer 7	187	n/a	25/08/2022	31/08/2022
August Summer 7	265	n/a	18/08/2022	23/08/2022
August Summer 7	267	n/a	18/08/2022	23/08/2022
August Summer 7	268	n/a	18/08/2022	23/08/2022

Month / Season / Week Number	Hedgerow number	Grouped with hedges	Date Deployed	Date collected
August Summer 7	67	66	18/08/2022	23/08/2022
August Summer 7	69	n/a	18/08/2022	23/08/2022
August Summer 8	53	n/a	24/08/2022	31/08/2022
August Summer 8	59	n/a	24/08/2022	31/08/2022
August Summer 8	51	n/a	24/08/2022	31/08/2022
August Summer 8	449	n/a	24/08/2022	31/08/2022
August Summer 8	49	50	24/08/2022	31/08/2022
August Summer 8	426	n/a	24/08/2022	30/08/2022
August Summer 8	427	n/a	24/08/2022	30/08/2022
August Summer 8	429	n/a	24/08/2022	30/08/2022
August Summer 8	434	n/a	24/08/2022	30/08/2022
August Summer 8	206	n/a	24/08/2022	30/08/2022
August Summer 8	199	n/a	24/08/2022	30/08/2022
August Summer 8	422	n/a	24/08/2022	30/08/2022
August Summer 8	176	n/a	24/08/2022	31/08/2022
August Summer 8	229	n/a	24/08/2022	31/08/2022
August Summer 8	398	n/a	24/08/2022	30/08/2022
August Summer 9	167	929, 930, 166, 165	30/08/2022	06/09/2022
August Summer 9	255	256	30/08/2022	06/09/2022
August Summer 9	353	n/a	30/08/2022	06/09/2022
August Summer 9	354	n/a	30/08/2022	06/09/2022
August Summer 9	348	n/a	30/08/2022	06/09/2022
August Summer 9	797	955	30/08/2022	06/09/2022

Month / Season / Week Number	Hedgerow number	Grouped with hedges	Date Deployed	Date collected
August Summer 9	482	490	30/08/2022	06/09/2022
August Summer 9	819	n/a	30/08/2022	06/09/2022
August Summer 9	811	n/a	30/08/2022	06/09/2022

Table F.3 - Hedgerow Static Deployment Information Autumn '22

Month / Season / Week Number	Hedgerow number	Grouped with hedges	Date Deployed	Date collected
September Autumn 1	78	77	07/09/2022	13/09/2022
September Autumn 1	81	82	07/09/2022	13/09/2022
September Autumn 1	154	155, 153	07/09/2022	13/09/2022
September Autumn 1	157	998	07/09/2022	13/09/2022
September Autumn 1	156	999	07/09/2022	13/09/2022
September Autumn 1	161	159, 160, 158, 162	07/09/2022	13/09/2022
September Autumn 1	83	85, 84, 86	07/09/2022	13/09/2022
September Autumn 1	91	93	07/09/2022	13/09/2022
September Autumn 1	87	n/a	07/09/2022	13/09/2022
September Autumn 1	88	n/a	07/09/2022	13/09/2022
September Autumn 1	90	n/a	07/09/2022	13/09/2022
September Autumn 1	117	n/a	07/09/2022	13/09/2022
September Autumn 1	27	29	07/09/2022	13/09/2022
September Autumn 1	31	28	07/09/2022	13/09/2022
September Autumn 1	954	812, 937	07/09/2022	13/09/2022

Month / Season / Week Number	Hedgerow number	Grouped with hedges	Date Deployed	Date collected
September Autumn 2	283	973	14/09/2022	20/09/2022
September Autumn 2	173	174	14/09/2022	20/09/2022
September Autumn 2	170	n/a	14/09/2022	20/09/2022
September Autumn 2	164	163	14/09/2022	20/09/2022
September Autumn 2	22	839, 932	14/09/2022	20/09/2022
September Autumn 2	38	37	14/09/2022	20/09/2022
September Autumn 2	207	209	14/09/2022	20/09/2022
September Autumn 2	214	212	14/09/2022	20/09/2022
September Autumn 2	223	221	14/09/2022	20/09/2022
September Autumn 2	225	n/a	14/09/2022	20/09/2022
September Autumn 2	113	n/a	14/09/2022	20/09/2022
September Autumn 2	31	n/a	14/09/2022	20/09/2022
September Autumn 3	305	308	21/09/2022	27/09/2022
September Autumn 3	306	307	21/09/2022	27/09/2022
September Autumn 3	974	n/a	21/09/2022	27/09/2022
September Autumn 3	238	237	21/09/2022	27/09/2022
September Autumn 3	241	239	21/09/2022	27/09/2022
September Autumn 3	236	n/a	21/09/2022	27/09/2022
September Autumn 3	993	134	21/09/2022	27/09/2022
September Autumn 3	140	139	21/09/2022	27/09/2022
September Autumn 3	482	490	21/09/2022	27/09/2022
September Autumn 3	489	488, 487	21/09/2022	27/09/2022
September Autumn 3	374	n/a	21/09/2022	27/09/2022

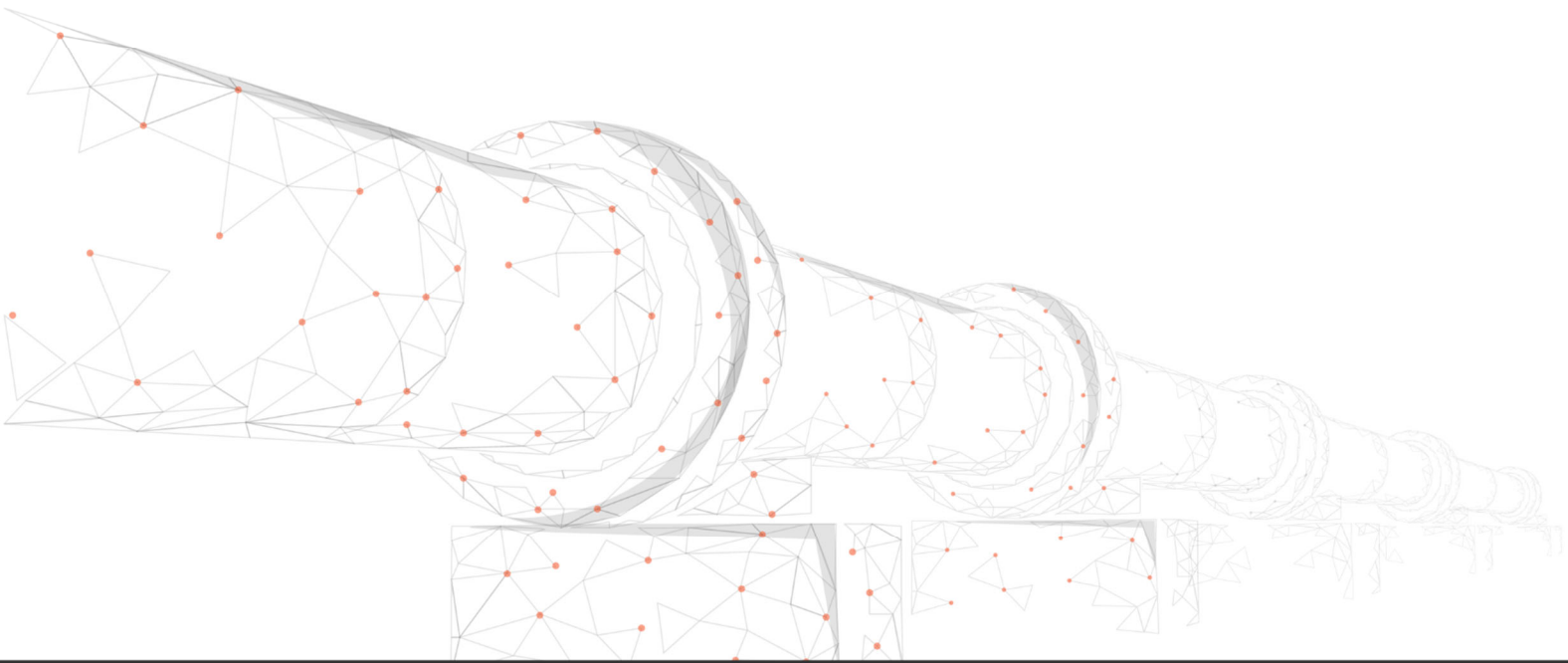
Month / Season / Week Number	Hedgerow number	Grouped with hedges	Date Deployed	Date collected
September Autumn 3	491	n/a	21/09/2022	27/09/2022
September Autumn 4	413	895	28/09/2022	04/10/2022
September Autumn 4	416	417	28/09/2022	04/10/2022
September Autumn 4	414	n/a	28/09/2022	04/10/2022
September Autumn 4	940	n/a	28/09/2022	04/10/2022
September Autumn 4	420	421	28/09/2022	04/10/2022
September Autumn 4	419	n/a	28/09/2022	04/10/2022
September Autumn 4	422	n/a	28/09/2022	04/10/2022
September Autumn 4	1011	379	28/09/2022	04/10/2022
September Autumn 4	377	n/a	28/09/2022	04/10/2022
September Autumn 4	378	n/a	28/09/2022	04/10/2022
September Autumn 4	287	289	28/09/2022	04/10/2022
September Autumn 4	394	936	28/09/2022	04/10/2022
September Autumn 4	396	n/a	28/09/2022	04/10/2022
October Autumn 5	797	955	05/10/2022	11/10/2022
October Autumn 5	808	n/a	05/10/2022	11/10/2022
October Autumn 5	804	n/a	05/10/2022	11/10/2022
October Autumn 5	247	n/a	05/10/2022	11/10/2022
October Autumn 5	251	252, 250	05/10/2022	11/10/2022
October Autumn 5	255	256	05/10/2022	11/10/2022
October Autumn 5	246	n/a	05/10/2022	11/10/2022
October Autumn 5	818	816	05/10/2022	11/10/2022
October Autumn 5	819	n/a	05/10/2022	11/10/2022

Month / Season / Week Number	Hedgerow number	Grouped with hedges	Date Deployed	Date collected
October Autumn 5	810	955	05/10/2022	11/10/2022
October Autumn 5	811	n/a	05/10/2022	11/10/2022
October Autumn 5	3	n/a	05/10/2022	11/10/2022
October Autumn 6	403	402	12/10/2022	18/10/2022
October Autumn 6	1004	405, 406	12/10/2022	18/10/2022
October Autumn 6	353	n/a	12/10/2022	18/10/2022
October Autumn 6	354	n/a	12/10/2022	18/10/2022
October Autumn 6	348	349, 350	12/10/2022	18/10/2022
October Autumn 6	351	352	12/10/2022	18/10/2022
October Autumn 6	196	n/a	12/10/2022	18/10/2022
October Autumn 6	189	n/a	12/10/2022	18/10/2022
October Autumn 6	64	n/a	12/10/2022	18/10/2022
October Autumn 6	657	n/a	12/10/2022	18/10/2022
October Autumn 6	210	n/a	12/10/2022	18/10/2022
October Autumn 6	262	n/a	12/10/2022	18/10/2022
October Autumn 6	30	n/a	12/10/2022	18/10/2022
October Autumn 6	188	961	12/10/2022	18/10/2022
October Autumn 6	199	n/a	12/10/2022	18/10/2022
October Autumn 6	202	n/a	12/10/2022	18/10/2022
October Autumn 6	206	n/a	12/10/2022	18/10/2022
October Autumn 7	47	n/a	19/10/2022	26/10/2022
October Autumn 7	956	n/a	19/10/2022	26/10/2022
October Autumn 7	167	929, 930, 166, 165	19/10/2022	26/10/2022

Month / Season / Week Number	Hedgerow number	Grouped with hedges	Date Deployed	Date collected
October Autumn 7	145	n/a	19/10/2022	26/10/2022
October Autumn 7	187	n/a	19/10/2022	26/10/2022
October Autumn 7	265	n/a	19/10/2022	26/10/2022
October Autumn 7	267	n/a	19/10/2022	26/10/2022
October Autumn 7	268	n/a	19/10/2022	26/10/2022
October Autumn 7	229	n/a	19/10/2022	26/10/2022
October Autumn 7	67	66	19/10/2022	26/10/2022
October Autumn 7	69	n/a	19/10/2022	26/10/2022
October Autumn 8	426	n/a	27/10/2022	01/11/2022
October Autumn 8	427	n/a	27/10/2022	01/11/2022
October Autumn 8	429	n/a	27/10/2022	01/11/2022
October Autumn 8	434	n/a	27/10/2022	01/11/2022
October Autumn 8	438	n/a	27/10/2022	01/11/2022
October Autumn 8	791	n/a	27/10/2022	01/11/2022
October Autumn 8	176	n/a	27/10/2022	01/11/2022
October Autumn 8	958	959	27/10/2022	01/11/2022
October Autumn 8	368	n/a	27/10/2022	01/11/2022
October Autumn 8	398	n/a	27/10/2022	01/11/2022

Annex G

STATIC DATA



SPRING

Table G.1 - Summary of average bat activity on all hedgerows during automated static assessments in Spring 2022

Hedge No.	Survey nights	BAR BAR	EPT SER	PIP PIP	PIP PYG	PIP SP	PIP NAT	NYC NOC	NYC LEI	MYO SP	PLE AUR	NYC SP	NSL	RHI HIP	RHI FER	Total bat passes per night
22	6	0.00	0.00	24.00	7.00	8.83	0.00	0.00	0.00	0.33	0.00	0.00	0.00	0.00	0.00	40.17
27	5	0.00	0.00	0.20	0.00	0.00	0.00	0.00	0.00	0.20	0.00	0.00	0.00	0.00	0.00	0.40
30	5	0.00	0.00	21.80	391.40	2.00	0.00	12.20	0.40	6.80	12.40	0.40	0.00	0.00	0.00	441.14
31	5	0.00	0.00	37.40	209.40	0.00	0.00	0.00	0.00	1.80	0.00	0.00	0.00	0.00	0.00	248.60
38	5	0.00	0.00	4.60	1.40	0.00	0.00	0.00	0.00	0.80	0.00	0.00	0.00	0.00	0.00	6.80
49	5	0.00	0.00	109.40	6.40	13.60	0.20	4.20	0.00	0.80	1.60	0.00	0.00	0.00	0.00	136.20
51	6	0.00	0.33	271.33	31.33	22.50	1.50	3.17	0.00	142.17	5.33	0.00	0.33	0.00	0.00	478.00
53	6	0.00	0.00	5.67	0.33	3.00	0.00	4.17	0.00	0.83	7.33	0.00	0.17	0.00	0.00	21.50
59	6	0.00	0.00	27.83	4.00	0.17	0.00	2.67	0.00	5.67	4.83	0.00	0.00	0.00	0.00	45.17
64	5	0.00	0.60	769.20	275.40	50.40	0.00	2.20	0.00	6.80	10.00	0.00	0.00	0.00	0.00	1121.51
67	6	0.00	0.00	1393.00	33.00	2.33	0.00	1.50	0.00	14.33	1.17	0.00	0.00	0.00	0.00	1445.33
69	6	0.00	0.00	312.00	6.67	0.00	0.00	0.33	0.00	0.00	0.33	0.00	0.00	0.00	0.00	319.33
78	5	0.00	0.00	0.00	0.20	0.00	0.00	0.00	0.00	0.40	0.00	0.00	0.00	0.00	0.00	0.60
81	5	0.00	0.00	0.00	0.00	0.00	0.00	0.00	0.00	0.00	0.00	0.00	0.00	0.00	0.00	0.00
83	5	0.00	0.00	6.60	2.80	0.00	0.00	0.00	0.00	0.60	0.00	0.00	0.00	0.00	0.00	10.00
87	5	0.00	0.00	3.00	1.00	0.00	0.00	0.00	0.00	1.20	0.00	0.00	0.00	0.00	0.00	5.20
88	5	0.00	0.00	1.80	0.00	0.00	0.00	0.00	0.00	0.80	0.20	0.00	0.00	0.00	0.00	2.80
90	5	0.00	0.00	0.80	0.00	0.00	0.00	0.00	0.00	0.40	0.00	0.00	0.00	0.00	0.00	1.20
91	5	0.00	0.00	0.80	0.00	0.00	0.00	0.00	0.00	0.20	0.00	0.00	0.00	0.00	0.00	1.00
113	5	0.00	0.00	0.00	0.00	0.00	0.00	0.00	0.00	0.00	0.00	0.00	0.00	0.00	0.00	0.00

Hedge No.	Survey nights	BAR BAR	EPT SER	PIP PIP	PIP PYG	PIP SP	PIP NAT	NYC NOC	NYC LEI	MYO SP	PLE AUR	NYC SP	NSL	RHI HIP	RHI FER	Total bat passes per night
117	5	0.00	0.00	0.20	0.20	0.00	0.00	0.00	0.00	0.20	0.00	0.00	0.00	0.00	0.00	0.60
133	6	0.00	0.00	57.33	7.33	1.67	0.50	9.33	0.00	0.83	2.17	0.17	0.00	0.00	0.00	78.54
145	6	0.00	0.17	640.83	968.33	158.67	6.00	5.17	0.00	105.17	2.17	0.00	0.50	0.00	0.00	1887.00
154	6	0.00	0.00	39.33	0.50	0.00	0.00	0.00	0.00	0.00	0.00	0.00	0.00	0.00	0.00	39.83
156	6	0.00	0.00	0.33	0.17	0.00	0.00	0.00	0.00	0.00	0.00	0.00	0.00	0.00	0.00	0.50
157	6	0.00	0.00	2.17	0.00	0.00	0.00	0.00	0.00	0.33	0.00	0.00	0.00	0.00	0.00	2.17
161	6	0.00	0.00	4.00	0.00	0.00	0.00	0.00	0.00	0.33	0.00	0.00	0.00	0.00	0.00	4.33
164	6	0.00	0.00	5.83	0.67	0.00	0.00	0.17	0.00	0.17	0.17	0.00	0.00	0.00	0.00	7.00
167	6	0.00	0.00	13.50	6.83	0.00	0.00	0.00	0.00	0.67	0.17	0.00	0.17	0.00	0.00	21.33
170	6	0.00	0.00	4.17	0.17	0.17	0.00	0.17	0.00	0.00	0.00	0.00	0.00	0.00	0.00	4.67
173	6	0.00	0.00	57.67	0.33	0.00	0.00	0.00	0.00	0.33	0.33	0.00	0.17	0.00	0.00	58.83
176	6	0.00	0.00	67.00	2.67	0.00	0.00	0.17	0.00	1.17	0.17	0.83	0.00	0.00	0.00	72.00
187	6	0.00	0.00	117.50	45.83	3.83	0.50	3.67	0.00	4.67	1.17	0.00	0.33	0.00	0.00	177.50
188	5	0.00	0.20	15.20	5.20	6.60	0.40	7.20	0.00	4.40	0.40	0.00	0.00	0.00	0.00	36.36
189	5	0.00	0.00	67.20	5.40	5.80	1.20	1.80	0.00	1.00	0.40	0.00	0.00	0.00	0.00	82.80
196	5	0.00	0.00	114.60	29.80	10.00	2.20	0.00	0.00	26.20	0.40	0.00	3.80	0.60	0.00	171.88
199	5	0.00	0.20	522.40	303.80	27.60	0.00	2.60	0.00	128.20	2.40	0.00	0.00	1.20	0.00	1001.73
202	5	0.00	0.00	109.40	40.40	10.00	0.60	7.80	0.00	17.60	9.80	0.00	0.00	0.40	0.00	196.00
206	5	0.00	0.20	333.20	101.80	9.00	0.20	8.20	0.00	51.40	2.40	0.00	0.00	0.60	0.00	474.10
207	5	0.00	0.00	2.00	0.40	0.00	0.00	0.00	0.00	1.00	0.00	0.20	0.00	0.00	0.00	3.60
210	5	0.00	0.00	48.60	11.00	0.00	0.00	3.40	0.00	2.40	0.00	0.20	0.00	0.00	0.00	63.20
214	5	0.00	0.00	11.00	0.20	0.00	0.00	0.00	0.00	0.20	0.00	0.00	0.00	0.00	0.00	11.40
223	5	0.00	0.00	17.00	0.20	0.00	0.00	0.00	0.00	0.20	0.00	0.00	0.00	0.20	0.00	17.60
225	5	0.00	0.00	12.60	1.20	0.00	0.00	0.00	0.00	0.20	0.00	0.00	0.00	0.00	0.00	14.00
229	4.5	0.00	0.00	128.66	6.66	0.00	0.00	1.13	0.00	10.89	0.23	0.00	0.00	0.68	0.00	148.23

Hedge No.	Survey nights	BAR BAR	EPT SER	PIP PIP	PIP PYG	PIP SP	PIP NAT	NYC NOC	NYC LEI	MYO SP	PLE AUR	NYC SP	NSL	RHI HIP	RHI FER	Total bat passes per night
238	5	0.00	0.00	235.20	33.60	1.20	0.20	1.40	0.00	0.80	0.00	0.00	0.00	0.00	0.00	272.40
241	7	0.00	0.00	146.57	31.71	0.00	0.00	2.29	0.00	1.00	0.00	0.00	0.00	0.00	0.00	181.57
246	5	0.00	0.00	81.60	52.20	0.00	0.00	8.60	0.00	0.00	2.80	0.20	0.00	1.20	0.00	146.60
251	5	0.00	0.00	266.20	54.20	0.40	0.00	2.60	0.00	1.20	2.00	0.20	0.00	0.40	0.00	327.20
255	5	0.00	0.00	101.60	24.40	0.00	0.00	2.40	0.00	0.60	0.00	0.00	0.00	0.20	0.00	129.20
262	5	0.00	0.00	259.60	24.80	1.40	0.00	6.20	0.20	7.20	0.00	0.20	0.00	0.00	0.00	292.80
265	6	0.00	0.00	185.67	9.67	0.00	0.00	2.17	0.00	0.17	0.00	0.00	0.00	0.00	0.00	197.67
267	6	0.00	0.00	156.67	10.67	0.83	0.00	8.00	0.00	3.33	0.67	0.00	0.00	0.00	0.00	180.17
268	6	0.00	0.00	152.60	50.20	1.00	0.00	9.20	0.00	2.20	0.20	0.20	0.00	0.40	0.00	216.00
287	5	0.00	0.00	92.00	9.60	0.00	0.00	0.60	0.00	0.40	0.00	0.00	0.00	0.00	0.00	102.60
305	6	0.00	0.00	110.40	2.80	0.20	0.00	1.80	0.00	0.00	0.00	0.00	0.00	0.00	0.00	115.20
306	3	0.00	0.00	31.60	3.20	0.20	0.00	1.60	0.00	0.00	0.00	0.20	0.00	0.00	0.00	36.80
342	5	0.00	0.00	376.20	5.20	0.20	0.00	7.20	0.00	0.80	0.00	0.00	0.00	0.00	0.00	389.60
343	5	0.00	0.00	329.00	7.80	1.80	0.20	3.40	0.00	0.20	0.00	0.00	0.00	0.00	0.00	342.40
348	5	0.00	0.00	260.00	55.20	1.60	0.00	5.60	0.40	9.00	1.00	0.00	0.00	1.60	0.00	334.40
351	5	0.00	0.00	99.00	210.40	0.00	0.00	2.60	0.00	0.60	0.40	0.00	0.00	0.00	0.00	313.00
353	5	0.00	0.00	13.40	8.80	0.20	0.00	2.80	0.20	1.40	0.40	0.00	0.00	0.60	0.00	27.80
354	5	0.00	0.00	155.80	70.80	0.20	0.00	1.40	0.00	4.20	0.20	0.00	0.00	0.00	0.00	232.60
369	5	0.00	0.00	7.60	6.00	1.60	0.00	5.20	0.00	0.60	0.00	0.00	0.00	0.20	0.00	21.20
374	7	0.00	0.00	265.86	63.86	99.71	1.57	0.71	0.00	8.86	0.43	0.00	0.00	0.00	0.00	450.17
377	5	0.00	0.00	140.60	42.40	0.00	0.00	0.20	0.00	0.40	0.40	0.00	0.00	0.00	0.00	184.00
378	5	0.00	0.00	55.60	5.80	0.60	0.00	0.00	0.00	0.60	0.20	0.00	0.00	0.00	0.00	62.80
394	5	0.00	0.00	7.80	5.60	0.20	0.00	0.20	0.00	13.40	0.60	0.00	0.00	0.20	0.00	28.00
396	5	0.00	0.00	2.40	2.00	0.20	0.00	0.40	0.00	16.00	0.60	0.00	0.00	0.40	0.00	22.00
398	5	0.00	0.60	367.00	70.80	95.20	0.00	1.60	0.00	49.00	19.00	0.00	0.00	0.20	0.00	603.40

Hedge No.	Survey nights	BAR BAR	EPT SER	PIP PIP	PIP PYG	PIP SP	PIP NAT	NYC NOC	NYC LEI	MYO SP	PLE AUR	NYC SP	NSL	RHI HIP	RHI FER	Total bat passes per night
403	5	0.00	0.00	522.20	183.00	59.40	0.00	4.60	0.00	32.80	3.20	0.00	0.40	0.20	0.00	805.80
413	5	0.00	0.00	5.00	3.80	0.20	0.00	2.00	0.00	7.60	0.20	0.00	0.00	0.00	0.00	11.26
414	4	0.00	0.00	8.25	7.50	0.00	0.00	2.00	0.00	26.00	0.00	0.00	0.00	1.00	0.00	18.75
416	4	0.00	0.00	129.25	33.75	0.75	0.00	3.00	0.00	3.25	0.50	0.50	0.00	0.00	0.00	167.90
419	5	0.00	0.00	46.20	41.40	0.60	0.00	3.60	0.00	30.20	5.80	0.00	0.00	5.40	0.00	103.72
420	5	0.00	0.00	374.00	109.60	0.80	0.00	3.20	0.00	13.80	8.00	0.00	1.40	3.40	0.00	500.84
422	5	0.00	0.00	329.40	268.60	51.00	0.20	2.60	0.00	3.80	1.60	0.00	0.00	0.60	0.00	661.75
426	5	0.00	0.00	114.40	181.60	12.00	0.00	15.80	0.00	20.00	0.80	0.60	0.00	0.20	0.00	345.40
427	5	0.00	0.00	158.60	141.80	18.00	0.00	10.80	0.00	4.20	0.20	0.20	0.00	0.00	0.00	333.80
429	5	0.00	0.00	367.60	912.80	3.80	0.00	11.20	0.00	408.60	1.20	0.60	0.00	1.20	0.00	1707.00
434	5	0.00	0.00	312.00	120.20	3.40	0.00	13.60	0.00	7.40	0.80	0.00	0.00	1.00	0.00	458.40
438	5	0.00	0.00	250.20	99.20	16.40	0.00	18.80	0.00	8.60	2.80	0.20	0.00	0.20	0.00	396.40
482	7	0.00	0.00	46.14	26.29	146.00	14.43	3.00	0.00	6.29	0.71	0.00	0.00	0.00	0.00	255.44
489	7	0.00	0.00	135.29	19.71	3.00	0.00	10.43	0.00	8.57	7.86	0.00	1.86	0.00	0.00	178.67
491	7	0.00	0.14	49.43	44.57	8.57	1.00	4.43	0.00	12.57	9.71	0.00	0.00	0.00	0.00	120.06
657	5	0.00	0.00	13.20	1.20	1.20	0.00	4.40	0.00	0.00	0.40	0.00	0.00	0.00	0.00	20.40
710	6	0.00	0.00	10.83	1.83	0.00	0.00	0.00	0.00	0.17	0.00	0.00	0.00	0.00	0.00	12.83
791	6	0.00	0.50	188.50	14.00	10.50	1.17	19.67	0.00	0.83	0.00	0.00	0.33	0.00	0.00	235.50
797	7	0.00	0.00	92.00	7.29	0.86	2.71	21.57	0.00	0.86	0.29	0.00	0.00	0.00	0.00	124.73
804	7	0.00	0.00	324.57	28.00	14.00	2.00	83.29	0.00	1.00	0.00	0.00	3.00	0.00	0.00	455.14
808	7	0.00	0.00	191.57	10.43	3.00	0.00	32.00	0.14	3.00	0.00	0.14	0.00	0.00	0.00	237.47
810	6	0.00	0.00	414.40	63.00	50.80	0.00	16.60	0.00	18.60	0.80	0.00	0.00	0.00	0.00	564.20
811	6	0.00	0.00	330.00	137.00	3.80	0.00	14.40	0.00	4.20	2.80	0.00	0.00	0.00	0.00	492.20
818	7	0.00	0.00	362.00	25.57	4.43	0.71	17.57	0.00	114.29	0.43	0.00	0.57	0.00	0.00	525.57
819	7	0.00	0.00	656.43	110.71	2.29	0.00	5.43	0.00	12.14	0.00	0.00	0.00	0.00	0.00	787.00

Hedge No.	Survey nights	BAR BAR	EPT SER	PIP PIP	PIP PYG	PIP SP	PIP NAT	NYC NOC	NYC LEI	MYO SP	PLE AUR	NYC SP	NSL	RHI HIP	RHI FER	Total bat passes per night
940	5	0.00	0.00	25.60	44.80	5.80	0.00	2.20	0.00	14.00	1.60	0.00	0.00	0.40	0.00	83.65
954	5	0.00	0.00	0.20	0.00	0.00	0.00	0.00	0.00	0.00	0.00	0.00	0.00	0.00	0.00	0.20
956	6	0.00	2.67	260.33	81.00	17.00	0.50	7.33	0.00	30.67	0.50	0.00	1.00	0.17	0.00	401.17
958	6	0.00	0.00	180.33	2.17	0.00	0.00	0.00	0.17	2.17	0.17	0.00	0.00	0.00	0.00	185.00
974	7	0.00	0.00	11.20	5.60	0.20	0.00	1.20	0.00	0.40	0.20	0.00	0.00	0.60	0.00	19.00
1011	4	0.00	0.00	59.50	8.25	0.75	0.00	0.00	0.00	2.25	0.00	0.00	0.00	0.50	0.00	71.25
Average passes per night		0.00	0.06	150.99	60.45	9.72	0.38	4.89	0.01	14.47	1.44	0.05	0.14	0.24	0.00	241.49

Table G.2 - Summary of hedgerow 22 Static data from Spring 2022

Bat Species	BAR BAR	EPT SER	PIP PIP	PIP PYG	PIP SP	PIP NAT	NYC NOC	NYC LEI	MYO SP	PLE AUR	NYC SP	NSL	RHI HIP	RHI FER
SS to +30mins	0	0	0	0	0	0	0	0	0	0	0	0	0	0
31 to +60mins	0	0	5	1	3	0	0	0	0	0	0	0	0	0
Sub Total	0	0	5	1	3	0	0	0	0	0	0	0	0	0
61 to +90mins	0	0	13	8	19	0	0	0	0	0	0	0	0	0
91 to +120mins	0	0	30	25	8	0	0	0	0	0	0	0	0	0
Sub Total	0	0	43	33	27	0	0	0	0	0	0	0	0	0
SS+121mins to SR-121mins	0	0	96	8	23	0	0	0	2	0	0	0	0	0
120 to -91mins	0	0	0	0	0	0	0	0	0	0	0	0	0	0
90 to -61mins	0	0	0	0	0	0	0	0	0	0	0	0	0	0
Sub Total	0	0	0	0	0	0	0	0	0	0	0	0	0	0
60 to -31mins	0	0	0	0	0	0	0	0	0	0	0	0	0	0
30 to SR	0	0	0	0	0	0	0	0	0	0	0	0	0	0

Bat Species	BAR BAR	EPT SER	PIP PIP	PIP PYG	PIP SP	PIP NAT	NYC NOC	NYC LEI	MYO SP	PLE AUR	NYC SP	NSL	RHI HIP	RHI FER
Sub Total	0	0	0	0	0	0	0	0	0	0	0	0	0	0
Total	0	0	144	42	53	0	0	0	2	0	0	0	0	0

Table G.3 - Summary of hedgerow 27 Static data from Spring 2022

Bat Species	BAR BAR	EPT SER	PIP PIP	PIP PYG	PIP SP	PIP NAT	NYC NOC	NYC LEI	MYO SP	PLE AUR	NYC SP	NSL	RHI HIP	RHI FER
SS to +30mins	0	0	0	0	0	0	0	0	0	0	0	0	0	0
31 to +60mins	0	0	0	0	0	0	0	0	0	0	0	0	0	0
Sub Total	0	0	0	0	0	0	0	0	0	0	0	0	0	0
61 to +90mins	0	0	0	0	0	0	0	0	0	0	0	0	0	0
91 to +120mins	0	0	1	0	0	0	0	0	0	0	0	0	0	0
Sub Total	0	0	1	0	0	0	0	0	0	0	0	0	0	0
SS+121mins to SR-121mins	0	0	0	0	0	0	0	0	1	0	0	0	0	0
120 to -91mins	0	0	0	0	0	0	0	0	0	0	0	0	0	0
90 to -61mins	0	0	0	0	0	0	0	0	0	0	0	0	0	0
Sub Total	0	0	0	0	0	0	0	0	0	0	0	0	0	0
60 to -31mins	0	0	0	0	0	0	0	0	0	0	0	0	0	0
30 to SR	0	0	0	0	0	0	0	0	0	0	0	0	0	0
Sub Total	0	0	0	0	0	0	0	0	0	0	0	0	0	0
Total	0	0	1	0	0	0	0	0	1	0	0	0	0	0

Table G.4 - Summary of hedgerow 30 Static data from Spring 2022

Bat Species	BAR BAR	EPT SER	PIP PIP	PIP PYG	PIP SP	PIP NAT	NYC NOC	NYC LEI	MYO SP	PLE AUR	NYC SP	NSL	RHI HIP	RHI FER
SS to +30mins	0	0	0	7	0	0	33	0	0	0	0	0	0	0
31 to +60mins	0	0	2	87	0	0	13	0	3	0	0	0	0	0
Sub Total	0	0	2	94	0	0	46	0	3	0	0	0	0	0
61 to +90mins	0	0	5	252	0	0	5	0	0	1	1	0	0	0
91 to +120mins	0	0	6	201	1	0	4	2	2	7	1	0	0	0
Sub Total	0	0	11	453	1	0	9	2	2	8	2	0	0	0
SS+121mins to SR-121mins	0	0	61	1146	8	0	5	0	24	47	0	0	0	0
120 to -91mins	0	0	23	116	1	0	0	0	4	4	0	0	0	0
90 to -61mins	0	0	9	113	0	0	0	0	0	3	0	0	0	0
Sub Total	0	0	32	229	1	0	0	0	4	7	0	0	0	0
60 to -31mins	0	0	3	33	0	0	1	0	1	0	0	0	0	0
30 to SR	0	0	0	2	0	0	0	0	0	0	0	0	0	0
Sub Total	0	0	3	35	0	0	1	0	1	0	0	0	0	0
Total	0	0	109	1957	10	0	61	2	34	62	2	0	0	0

Table G.5 - Summary of hedgerow 31 Static data from Spring 2022

Bat Species	BAR BAR	EPT SER	PIP PIP	PIP PYG	PIP SP	PIP NAT	NYC NOC	NYC LEI	MYO SP	PLE AUR	NYC SP	NSL	RHI HIP	RHI FER
SS to +30mins	0	0	0	0	0	0	0	0	0	0	0	0	0	0
31 to +60mins	0	0	7	141	0	0	0	0	0	0	0	0	0	0
Sub Total	0	0	7	141	0	0	0	0	0	0	0	0	0	0
61 to +90mins	0	0	78	99	0	0	0	0	1	0	0	0	0	0
91 to +120mins	0	0	97	182	0	0	0	0	1	0	0	0	0	0
Sub Total	0	0	175	281	0	0	0	0	2	0	0	0	0	0

Bat Species	BAR BAR	EPT SER	PIP PIP	PIP PYG	PIP SP	PIP NAT	NYC NOC	NYC LEI	MYO SP	PLE AUR	NYC SP	NSL	RHI HIP	RHI FER
SS+121mins to SR-121mins	0	0	5	625	0	0	0	0	7	0	0	0	0	0
120 to -91mins	0	0	0	0	0	0	0	0	0	0	0	0	0	0
90 to -61mins	0	0	0	0	0	0	0	0	0	0	0	0	0	0
Sub Total	0	0	0	0	0	0	0	0	0	0	0	0	0	0
60 to -31mins	0	0	0	0	0	0	0	0	0	0	0	0	0	0
30 to SR	0	0	0	0	0	0	0	0	0	0	0	0	0	0
Sub Total	0	0	0	0	0	0	0	0	0	0	0	0	0	0
Total	0	0	187	1047	0	0	0	0	9	0	0	0	0	0

Table G.6 - Summary of hedgerow 38 Static data from Spring 2022

Bat Species	BAR BAR	EPT SER	PIP PIP	PIP PYG	PIP SP	PIP NAT	NYC NOC	NYC LEI	MYO SP	PLE AUR	NYC SP	NSL	RHI HIP	RHI FER
SS to +30mins	0	0	0	0	0	0	0	0	0	0	0	0	0	0
31 to +60mins	0	0	5	2	0	0	0	0	0	0	0	0	0	0
Sub Total	0	0	5	2	0	0	0	0	0	0	0	0	0	0
61 to +90mins	0	0	3	1	0	0	0	0	1	0	0	0	0	0
91 to +120mins	0	0	0	0	0	0	0	0	0	0	0	0	0	0
Sub Total	0	0	3	1	0	0	0	0	1	0	0	0	0	0
SS+121mins to SR-121mins	0	0	15	4	0	0	0	0	3	0	0	0	0	0
120 to -91mins	0	0	0	0	0	0	0	0	0	0	0	0	0	0
90 to -61mins	0	0	0	0	0	0	0	0	0	0	0	0	0	0
Sub Total	0	0	0	0	0	0	0	0	0	0	0	0	0	0
60 to -31mins	0	0	0	0	0	0	0	0	0	0	0	0	0	0
30 to SR	0	0	0	0	0	0	0	0	0	0	0	0	0	0
Sub Total	0	0	0	0	0	0	0	0	0	0	0	0	0	0

Bat Species	BAR BAR	EPT SER	PIP PIP	PIP PYG	PIP SP	PIP NAT	NYC NOC	NYC LEI	MYO SP	PLE AUR	NYC SP	NSL	RHI HIP	RHI FER
Total	0	0	23	7	0	0	0	0	4	0	0	0	0	0

Table G.7 - Summary of hedgerow 49 Static data from Spring 2022

Bat Species	BAR BAR	EPT SER	PIP PIP	PIP PYG	PIP SP	PIP NAT	NYC NOC	NYC LEI	MYO SP	PLE AUR	NYC SP	NSL	RHI HIP	RHI FER
SS to +30mins	0	0	1	0	1	0	3	0	0	0	0	0	0	0
31 to +60mins	0	0	70	8	5	1	7	0	0	1	0	0	0	0
Sub Total	0	0	71	8	6	1	10	0	0	1	0	0	0	0
61 to +90mins	0	0	90	10	7	0	1	0	1	2	0	0	0	0
91 to +120mins	0	0	78	1	4	0	1	0	0	2	0	0	0	0
Sub Total	0	0	168	11	11	0	2	0	1	4	0	0	0	0
SS+121mins to SR-121mins	0	0	293	13	50	0	9	0	2	3	0	0	0	0
120 to -91mins	0	0	6	0	0	0	0	0	0	0	0	0	0	0
90 to -61mins	0	0	2	0	1	0	0	0	1	0	0	0	0	0
Sub Total	0	0	8	0	1	0	0	0	1	0	0	0	0	0
60 to -31mins	0	0	7	0	0	0	0	0	0	0	0	0	0	0
30 to SR	0	0	0	0	0	0	0	0	0	0	0	0	0	0
Sub Total	0	0	7	0	0	0	0	0	0	0	0	0	0	0
Total	0	0	547	32	68	1	21	0	4	8	0	0	0	0

Table G.8 - Summary of hedgerow 51 Static data from Spring 2022

Bat Species	BAR BAR	EPT SER	PIP PIP	PIP PYG	PIP SP	PIP NAT	NYC NOC	NYC LEI	MYO SP	PLE AUR	NYC SP	NSL	RHI HIP	RHI FER
SS to +30mins	0	0	1	0	0	0	2	0	0	0	0	0	0	0
31 to +60mins	0	0	23	7	4	0	9	0	0	2	0	0	0	0
Sub Total	0	0	24	7	4	0	11	0	0	2	0	0	0	0
61 to +90mins	0	0	72	18	11	0	1	0	27	4	0	0	0	0
91 to +120mins	0	0	69	5	8	3	2	0	132	6	0	2	0	0
Sub Total	0	0	141	23	19	3	3	0	159	10	0	2	0	0
SS+121mins to SR-121mins	0	2	1132	132	85	6	3	0	587	15	0	0	0	0
120 to -91mins	0	0	215	6	16	0	0	0	56	2	0	0	0	0
90 to -61mins	0	0	102	14	10	0	0	0	50	2	0	0	0	0
Sub Total	0	0	317	20	26	0	0	0	106	4	0	0	0	0
60 to -31mins	0	0	14	6	1	0	2	0	1	1	0	0	0	0
30 to SR	0	0	0	0	0	0	0	0	0	0	0	0	0	0
Sub Total	0	0	14	6	1	0	2	0	1	1	0	0	0	0
Total	0	2	1628	188	135	9	19	0	853	32	0	2	0	0

Table G.9 - Summary of hedgerow 53 Static data from Spring 2022

Bat Species	BAR BAR	EPT SER	PIP PIP	PIP PYG	PIP SP	PIP NAT	NYC NOC	NYC LEI	MYO SP	PLE AUR	NYC SP	NSL	RHI HIP	RHI FER
SS to +30mins	0	0	0	0	0	0	4	0	0	0	0	0	0	0
31 to +60mins	0	0	1	0	0	0	12	0	0	13	0	0	0	0
Sub Total	0	0	1	0	0	0	16	0	0	13	0	0	0	0
61 to +90mins	0	0	5	0	1	0	1	0	0	4	0	0	0	0
91 to +120mins	0	0	2	0	1	0	3	0	1	2	0	0	0	0

Bat Species	BAR BAR	EPT SER	PIP PIP	PIP PYG	PIP SP	PIP NAT	NYC NOC	NYC LEI	MYO SP	PLE AUR	NYC SP	NSL	RHI HIP	RHI FER
Sub Total	0	0	7	0	2	0	4	0	1	6	0	0	0	0
SS+121mins to SR-121mins	0	0	19	2	12	0	3	0	3	9	0	1	0	0
120 to -91mins	0	0	3	0	1	0	0	0	0	2	0	0	0	0
90 to -61mins	0	0	4	0	2	0	0	0	1	9	0	0	0	0
Sub Total	0	0	7	0	3	0	0	0	1	11	0	0	0	0
60 to -31mins	0	0	0	0	1	0	2	0	0	5	0	0	0	0
30 to SR	0	0	0	0	0	0	0	0	0	0	0	0	0	0
Sub Total	0	0	0	0	1	0	2	0	0	5	0	0	0	0
Total	0	0	34	2	18	0	25	0	5	44	0	1	0	0

Table G.10 - Summary of hedgerow 59 Static data from Spring 2022

Bat Species	BAR BAR	EPT SER	PIP PIP	PIP PYG	PIP SP	PIP NAT	NYC NOC	NYC LEI	MYO SP	PLE AUR	NYC SP	NSL	RHI HIP	RHI FER
SS to +30mins	0	0	0	0	0	0	4	0	0	0	0	0	0	0
31 to +60mins	0	0	26	2	0	0	6	0	0	2	0	0	0	0
Sub Total	0	0	26	2	0	0	10	0	0	2	0	0	0	0
61 to +90mins	0	0	9	3	0	0	0	0	0	0	0	0	0	0
91 to +120mins	0	0	13	3	0	0	1	0	1	5	0	0	0	0
Sub Total	0	0	22	6	0	0	1	0	1	5	0	0	0	0
SS+121mins to SR-121mins	0	0	92	14	1	0	4	0	28	16	0	0	0	0
120 to -91mins	0	0	5	2	0	0	0	0	0	5	0	0	0	0
90 to -61mins	0	0	20	0	0	0	0	0	5	1	0	0	0	0
Sub Total	0	0	25	2	0	0	0	0	5	6	0	0	0	0
60 to -31mins	0	0	2	0	0	0	1	0	0	0	0	0	0	0
30 to SR	0	0	0	0	0	0	0	0	0	0	0	0	0	0

Bat Species	BAR BAR	EPT SER	PIP PIP	PIP PYG	PIP SP	PIP NAT	NYC NOC	NYC LEI	MYO SP	PLE AUR	NYC SP	NSL	RHI HIP	RHI FER
Sub Total	0	0	2	0	0	0	1	0	0	0	0	0	0	0
Total	0	0	167	24	1	0	16	0	34	29	0	0	0	0

Table G.11 - Summary of hedgerow 64 Static data from Spring 2022

Bat Species	BAR BAR	EPT SER	PIP PIP	PIP PYG	PIP SP	PIP NAT	NYC NOC	NYC LEI	MYO SP	PLE AUR	NYC SP	NSL	RHI HIP	RHI FER
SS to +30mins	0	0	0	0	0	0	0	0	0	0	0	0	0	0
31 to +60mins	0	0	128	18	13	0	2	0	1	7	0	0	0	0
Sub Total	0	0	128	18	13	0	2	0	1	7	0	0	0	0
61 to +90mins	0	0	323	13	9	0	1	0	3	1	0	0	0	0
91 to +120mins	0	1	309	12	10	0	0	0	1	4	0	0	0	0
Sub Total	0	1	632	25	19	0	1	0	4	5	0	0	0	0
SS+121mins to SR-121mins	0	1	2458	945	158	0	8	0	23	31	0	0	0	0
120 to -91mins	0	0	322	141	25	0	0	0	5	2	0	0	0	0
90 to -61mins	0	1	281	187	30	0	0	0	0	3	0	0	0	0
Sub Total	0	1	603	328	55	0	0	0	5	5	0	0	0	0
60 to -31mins	0	0	25	61	7	0	0	0	1	2	0	0	0	0
30 to SR	0	0	0	0	0	0	0	0	0	0	0	0	0	0
Sub Total	0	0	25	61	7	0	0	0	1	2	0	0	0	0
Total	0	3	3846	1377	252	0	11	0	34	50	0	0	0	0

Table G.12 - Summary of hedgerow 67 Static data from Spring 2022

Bat Species	BAR BAR	EPT SER	PIP PIP	PIP PYG	PIP SP	PIP NAT	NYC NOC	NYC LEI	MYO SP	PLE AUR	NYC SP	NSL	RHI HIP	RHI FER
SS to +30mins	0	0	0	0	0	0	1	0	0	0	0	0	0	0
31 to +60mins	0	0	346	15	0	0	2	0	0	1	0	0	0	0
Sub Total	0	0	346	15	0	0	3	0	0	1	0	0	0	0
61 to +90mins	0	0	705	3	0	0	2	0	8	2	0	0	0	0
91 to +120mins	0	0	715	3	0	0	0	0	15	1	0	0	0	0
Sub Total	0	0	1420	6	0	0	2	0	23	3	0	0	0	0
SS+121mins to SR-121mins	0	0	5120	151	12	0	4	0	48	2	0	0	0	0
120 to -91mins	0	0	713	5	1	0	0	0	0	1	0	0	0	0
90 to -61mins	0	0	570	8	1	0	0	0	15	0	0	0	0	0
Sub Total	0	0	1283	13	2	0	0	0	15	1	0	0	0	0
60 to -31mins	0	0	189	13	0	0	0	0	0	0	0	0	0	0
30 to SR	0	0	0	0	0	0	0	0	0	0	0	0	0	0
Sub Total	0	0	189	13	0	0	0	0	0	0	0	0	0	0
Total	0	0	8358	198	14	0	9	0	86	7	0	0	0	0

Table G.13 - Summary of hedgerow 69 Static data from Spring 2022

Bat Species	BAR BAR	EPT SER	PIP PIP	PIP PYG	PIP SP	PIP NAT	NYC NOC	NYC LEI	MYO SP	PLE AUR	NYC SP	NSL	RHI HIP	RHI FER
SS to +30mins	0	0	0	0	0	0	1	0	0	0	0	0	0	0
31 to +60mins	0	0	26	2	0	0	1	0	0	0	0	0	0	0
Sub Total	0	0	26	2	0	0	2	0	0	0	0	0	0	0
61 to +90mins	0	0	277	11	0	0	0	0	0	1	0	0	0	0
91 to +120mins	0	0	310	4	0	0	0	0	0	0	0	0	0	0

Bat Species	BAR BAR	EPT SER	PIP PIP	PIP PYG	PIP SP	PIP NAT	NYC NOC	NYC LEI	MYO SP	PLE AUR	NYC SP	NSL	RHI HIP	RHI FER
Sub Total	0	0	587	15	0	0	0	0	0	1	0	0	0	0
SS+121mins to SR-121mins	0	0	1247	21	0	0	0	0	0	1	0	0	0	0
120 to -91mins	0	0	3	1	0	0	0	0	0	0	0	0	0	0
90 to -61mins	0	0	8	0	0	0	0	0	0	0	0	0	0	0
Sub Total	0	0	11	1	0	0	0	0	0	0	0	0	0	0
60 to -31mins	0	0	1	1	0	0	0	0	0	0	0	0	0	0
30 to SR	0	0	0	0	0	0	0	0	0	0	0	0	0	0
Sub Total	0	0	1	1	0	0	0	0	0	0	0	0	0	0
Total	0	0	1872	40	0	0	2	0	0	2	0	0	0	0

Table G.14 - Summary of hedgerow 78 Static data from Spring 2022

Bat Species	BAR BAR	EPT SER	PIP PIP	PIP PYG	PIP SP	PIP NAT	NYC NOC	NYC LEI	MYO SP	PLE AUR	NYC SP	NSL	RHI HIP	RHI FER
SS to +30mins	0	0	0	1	0	0	0	0	0	0	0	0	0	0
31 to +60mins	0	0	0	0	0	0	0	0	0	0	0	0	0	0
Sub Total	0	0	0	1	0	0	0	0	0	0	0	0	0	0
61 to +90mins	0	0	0	0	0	0	0	0	0	0	0	0	0	0
91 to +120mins	0	0	0	0	0	0	0	0	1	0	0	0	0	0
Sub Total	0	0	0	0	0	0	0	0	1	0	0	0	0	0
SS+121mins to SR-121mins	0	0	0	0	0	0	0	0	1	0	0	0	0	0
120 to -91mins	0	0	0	0	0	0	0	0	0	0	0	0	0	0
90 to -61mins	0	0	0	0	0	0	0	0	0	0	0	0	0	0
Sub Total	0	0	0	0	0	0	0	0	0	0	0	0	0	0
60 to -31mins	0	0	0	0	0	0	0	0	0	0	0	0	0	0
30 to SR	0	0	0	0	0	0	0	0	0	0	0	0	0	0

Bat Species	BAR BAR	EPT SER	PIP PIP	PIP PYG	PIP SP	PIP NAT	NYC NOC	NYC LEI	MYO SP	PLE AUR	NYC SP	NSL	RHI HIP	RHI FER
Sub Total	0	0	0	0	0	0	0	0	0	0	0	0	0	0
Total	0	0	0	1	0	0	0	0	2	0	0	0	0	0

Table G.15 - Summary of hedgerow 81 Static data from Spring 2022

Bat Species	BAR BAR	EPT SER	PIP PIP	PIP PYG	PIP SP	PIP NAT	NYC NOC	NYC LEI	MYO SP	PLE AUR	NYC SP	NSL	RHI HIP	RHI FER
SS to +30mins	0	0	0	0	0	0	0	0	0	0	0	0	0	0
31 to +60mins	0	0	0	0	0	0	0	0	0	0	0	0	0	0
Sub Total	0	0	0	0	0	0	0	0	0	0	0	0	0	0
61 to +90mins	0	0	0	0	0	0	0	0	0	0	0	0	0	0
91 to +120mins	0	0	0	0	0	0	0	0	0	0	0	0	0	0
Sub Total	0	0	0	0	0	0	0	0	0	0	0	0	0	0
SS+121mins to SR-121mins	0	0	0	0	0	0	0	0	0	0	0	0	0	0
120 to -91mins	0	0	0	0	0	0	0	0	0	0	0	0	0	0
90 to -61mins	0	0	0	0	0	0	0	0	0	0	0	0	0	0
Sub Total	0	0	0	0	0	0	0	0	0	0	0	0	0	0
60 to -31mins	0	0	0	0	0	0	0	0	0	0	0	0	0	0
30 to SR	0	0	0	0	0	0	0	0	0	0	0	0	0	0
Sub Total	0	0	0	0	0	0	0	0	0	0	0	0	0	0
Total	0	0	0	0	0	0	0	0	0	0	0	0	0	0

Table G.16 - Summary of hedgerow 83 Static data from Spring 2022

Bat Species	BAR BAR	EPT SER	PIP PIP	PIP PYG	PIP SP	PIP NAT	NYC NOC	NYC LEI	MYO SP	PLE AUR	NYC SP	NSL	RHI HIP	RHI FER
SS to +30mins	0	0	0	9	0	0	0	0	0	0	0	0	0	0
31 to +60mins	0	0	3	3	0	0	0	0	2	0	0	0	0	0
Sub Total	0	0	3	12	0	0	0	0	2	0	0	0	0	0
61 to +90mins	0	0	14	1	0	0	0	0	0	0	0	0	0	0
91 to +120mins	0	0	16	1	0	0	0	0	0	0	0	0	0	0
Sub Total	0	0	30	2	0	0	0	0	0	0	0	0	0	0
SS+121mins to SR-121mins	0	0	0	0	0	0	0	0	1	0	0	0	0	0
120 to -91mins	0	0	0	0	0	0	0	0	0	0	0	0	0	0
90 to -61mins	0	0	0	0	0	0	0	0	0	0	0	0	0	0
Sub Total	0	0	0	0	0	0	0	0	0	0	0	0	0	0
60 to -31mins	0	0	0	0	0	0	0	0	0	0	0	0	0	0
30 to SR	0	0	0	0	0	0	0	0	0	0	0	0	0	0
Sub Total	0	0	0	0	0	0	0	0	0	0	0	0	0	0
Total	0	0	33	14	0	0	0	0	3	0	0	0	0	0

Table G.17 - Summary of hedgerow 87 Static data from Spring 2022

Bat Species	BAR BAR	EPT SER	PIP PIP	PIP PYG	PIP SP	PIP NAT	NYC NOC	NYC LEI	MYO SP	PLE AUR	NYC SP	NSL	RHI HIP	RHI FER
SS to +30mins	0	0	0	0	0	0	0	0	0	0	0	0	0	0
31 to +60mins	0	0	11	4	0	0	0	0	1	0	0	0	0	0
Sub Total	0	0	11	4	0	0	0	0	1	0	0	0	0	0
61 to +90mins	0	0	2	0	0	0	0	0	1	0	0	0	0	0
91 to +120mins	0	0	2	0	0	0	0	0	1	0	0	0	0	0
Sub Total	0	0	4	0	0	0	0	0	2	0	0	0	0	0

Bat Species	BAR BAR	EPT SER	PIP PIP	PIP PYG	PIP SP	PIP NAT	NYC NOC	NYC LEI	MYO SP	PLE AUR	NYC SP	NSL	RHI HIP	RHI FER
SS+121mins to SR-121mins	0	0	0	1	0	0	0	0	3	0	0	0	0	0
120 to -91mins	0	0	0	0	0	0	0	0	0	0	0	0	0	0
90 to -61mins	0	0	0	0	0	0	0	0	0	0	0	0	0	0
Sub Total	0	0	0	0	0	0	0	0	0	0	0	0	0	0
60 to -31mins	0	0	0	0	0	0	0	0	0	0	0	0	0	0
30 to SR	0	0	0	0	0	0	0	0	0	0	0	0	0	0
Sub Total	0	0	0	0	0	0	0	0	0	0	0	0	0	0
Total	0	0	15	5	0	0	0	0	6	0	0	0	0	0

Table G.18 - Summary of hedgerow 88 Static data from Spring 2022

Bat Species	BAR BAR	EPT SER	PIP PIP	PIP PYG	PIP SP	PIP NAT	NYC NOC	NYC LEI	MYO SP	PLE AUR	NYC SP	NSL	RHI HIP	RHI FER
SS to +30mins	0	0	0	0	0	0	0	0	0	0	0	0	0	0
31 to +60mins	0	0	7	0	0	0	0	0	0	0	0	0	0	0
Sub Total	0	0	7	0	0	0	0	0	0	0	0	0	0	0
61 to +90mins	0	0	2	0	0	0	0	0	1	0	0	0	0	0
91 to +120mins	0	0	0	0	0	0	0	0	0	0	0	0	0	0
Sub Total	0	0	2	0	0	0	0	0	1	0	0	0	0	0
SS+121mins to SR-121mins	0	0	0	0	0	0	0	0	3	1	0	0	0	0
120 to -91mins	0	0	0	0	0	0	0	0	0	0	0	0	0	0
90 to -61mins	0	0	0	0	0	0	0	0	0	0	0	0	0	0
Sub Total	0	0	0	0	0	0	0	0	0	0	0	0	0	0
60 to -31mins	0	0	0	0	0	0	0	0	0	0	0	0	0	0
30 to SR	0	0	0	0	0	0	0	0	0	0	0	0	0	0
Sub Total	0	0	0	0	0	0	0	0	0	0	0	0	0	0

Bat Species	BAR BAR	EPT SER	PIP PIP	PIP PYG	PIP SP	PIP NAT	NYC NOC	NYC LEI	MYO SP	PLE AUR	NYC SP	NSL	RHI HIP	RHI FER
Total	0	0	9	0	0	0	0	0	4	1	0	0	0	0

Table G.19 - Summary of hedgerow 90 Static data from Spring 2022

Bat Species	BAR BAR	EPT SER	PIP PIP	PIP PYG	PIP SP	PIP NAT	NYC NOC	NYC LEI	MYO SP	PLE AUR	NYC SP	NSL	RHI HIP	RHI FER
SS to +30mins	0	0	2	0	0	0	0	0	0	0	0	0	0	0
31 to +60mins	0	0	1	0	0	0	0	0	0	0	0	0	0	0
Sub Total	0	0	3	0	0	0	0	0	0	0	0	0	0	0
61 to +90mins	0	0	1	0	0	0	0	0	0	0	0	0	0	0
91 to +120mins	0	0	0	0	0	0	0	0	0	0	0	0	0	0
Sub Total	0	0	1	0	0	0	0	0	0	0	0	0	0	0
SS+121mins to SR-121mins	0	0	0	0	0	0	0	0	2	0	0	0	0	0
120 to -91mins	0	0	0	0	0	0	0	0	0	0	0	0	0	0
90 to -61mins	0	0	0	0	0	0	0	0	0	0	0	0	0	0
Sub Total	0	0	0	0	0	0	0	0	0	0	0	0	0	0
60 to -31mins	0	0	0	0	0	0	0	0	0	0	0	0	0	0
30 to SR	0	0	0	0	0	0	0	0	0	0	0	0	0	0
Sub Total	0	0	0	0	0	0	0	0	0	0	0	0	0	0
Total	0	0	4	0	0	0	0	0	2	0	0	0	0	0

Table G.20 - Summary of hedgerow 91 Static data from Spring 2022

Bat Species	BAR BAR	EPT SER	PIP PIP	PIP PYG	PIP SP	PIP NAT	NYC NOC	NYC LEI	MYO SP	PLE AUR	NYC SP	NSL	RHI HIP	RHI FER
SS to +30mins	0	0	1	0	0	0	0	0	0	0	0	0	0	0

Bat Species	BAR BAR	EPT SER	PIP PIP	PIP PYG	PIP SP	PIP NAT	NYC NOC	NYC LEI	MYO SP	PLE AUR	NYC SP	NSL	RHI HIP	RHI FER
31 to +60mins	0	0	3	0	0	0	0	0	0	0	0	0	0	0
Sub Total	0	0	4	0	0	0	0	0	0	0	0	0	0	0
61 to +90mins	0	0	0	0	0	0	0	0	0	0	0	0	0	0
91 to +120mins	0	0	0	0	0	0	0	0	0	0	0	0	0	0
Sub Total	0	0	0	0	0	0	0	0	0	0	0	0	0	0
SS+121mins to SR-121mins	0	0	0	0	0	0	0	0	1	0	0	0	0	0
120 to -91mins	0	0	0	0	0	0	0	0	0	0	0	0	0	0
90 to -61mins	0	0	0	0	0	0	0	0	0	0	0	0	0	0
Sub Total	0	0	0	0	0	0	0	0	0	0	0	0	0	0
60 to -31mins	0	0	0	0	0	0	0	0	0	0	0	0	0	0
30 to SR	0	0	0	0	0	0	0	0	0	0	0	0	0	0
Sub Total	0	0	0	0	0	0	0	0	0	0	0	0	0	0
Total	0	0	4	0	0	0	0	0	1	0	0	0	0	0

Table G.21 - Summary of hedgerow 113 Static data from Spring 2022

Bat Species	BAR BAR	EPT SER	PIP PIP	PIP PYG	PIP SP	PIP NAT	NYC NOC	NYC LEI	MYO SP	PLE AUR	NYC SP	NSL	RHI HIP	RHI FER
SS to +30mins	0	0	0	0	0	0	0	0	0	0	0	0	0	0
31 to +60mins	0	0	0	0	0	0	0	0	0	0	0	0	0	0
Sub Total	0	0	0	0	0	0	0	0	0	0	0	0	0	0
61 to +90mins	0	0	0	0	0	0	0	0	0	0	0	0	0	0
91 to +120mins	0	0	0	0	0	0	0	0	0	0	0	0	0	0
Sub Total	0	0	0	0	0	0	0	0	0	0	0	0	0	0
SS+121mins to SR-121mins	0	0	0	0	0	0	0	0	0	0	0	0	0	0

Bat Species	BAR BAR	EPT SER	PIP PIP	PIP PYG	PIP SP	PIP NAT	NYC NOC	NYC LEI	MYO SP	PLE AUR	NYC SP	NSL	RHI HIP	RHI FER
120 to -91mins	0	0	0	0	0	0	0	0	0	0	0	0	0	0
90 to -61mins	0	0	0	0	0	0	0	0	0	0	0	0	0	0
Sub Total	0	0	0	0	0	0	0	0	0	0	0	0	0	0
60 to -31mins	0	0	0	0	0	0	0	0	0	0	0	0	0	0
30 to SR	0	0	0	0	0	0	0	0	0	0	0	0	0	0
Sub Total	0	0	0	0	0	0	0	0	0	0	0	0	0	0
Total	0	0	0	0	0	0	0	0	0	0	0	0	0	0

Table G.22 - Summary of hedgerow 117 Static data from Spring 2022

Bat Species	BAR BAR	EPT SER	PIP PIP	PIP PYG	PIP SP	PIP NAT	NYC NOC	NYC LEI	MYO SP	PLE AUR	NYC SP	NSL	RHI HIP	RHI FER
SS to +30mins	0	0	1	0	0	0	0	0	0	0	0	0	0	0
31 to +60mins	0	0	0	0	0	0	0	0	0	0	0	0	0	0
Sub Total	0	0	1	0	0	0	0	0	0	0	0	0	0	0
61 to +90mins	0	0	0	0	0	0	0	0	0	0	0	0	0	0
91 to +120mins	0	0	0	0	0	0	0	0	0	0	0	0	0	0
Sub Total	0	0	0	0	0	0	0	0	0	0	0	0	0	0
SS+121mins to SR-121mins	0	0	0	1	0	0	0	0	1	0	0	0	0	0
120 to -91mins	0	0	0	0	0	0	0	0	0	0	0	0	0	0

Bat Species	BAR BAR	EPT SER	PIP PIP	PIP PYG	PIP SP	PIP NAT	NYC NOC	NYC LEI	MYO SP	PLE AUR	NYC SP	NSL	RHI HIP	RHI FER
90 to -61mins	0	0	0	0	0	0	0	0	0	0	0	0	0	0
Sub Total	0	0	0	0	0	0	0	0	0	0	0	0	0	0
60 to -31mins	0	0	0	0	0	0	0	0	0	0	0	0	0	0
30 to SR	0	0	0	0	0	0	0	0	0	0	0	0	0	0
Sub Total	0	0	0	0	0	0	0	0	0	0	0	0	0	0
Total	0	0	1	1	0	0	0	0	1	0	0	0	0	0

Table G.23 - Summary of hedgerow 133 Static data from Spring 2022

Bat Species	BAR BAR	EPT SER	PIP PIP	PIP PYG	PIP SP	PIP NAT	NYC NOC	NYC LEI	MYO SP	PLE AUR	NYC SP	NSL	RHI HIP	RHI FER
SS to +30mins	0	0	8	3	2	0	17	0	0	0	0	0	0	0
31 to +60mins	0	0	82	7	1	0	18	0	0	1	0	0	0	0
Sub Total	0	0	90	10	3	0	35	0	0	1	0	0	0	0
61 to +90mins	0	0	37	5	0	0	3	0	1	2	0	0	0	0
91 to +120mins	0	0	11	1	0	1	0	0	1	2	1	0	0	0
Sub Total	0	0	48	6	0	1	3	0	2	4	1	0	0	0
SS+121mins to SR-121mins	0	0	69	8	0	2	1	0	1	5	0	0	0	0
120 to -91mins	0	0	27	1	0	0	1	0	1	0	0	0	0	0
90 to -61mins	0	0	46	2	3	0	0	0	0	3	0	0	0	0
Sub Total	0	0	73	3	3	0	1	0	1	3	0	0	0	0
60 to -31mins	0	0	61	17	4	0	11	0	1	0	0	0	0	0
30 to SR	0	0	3	0	0	0	5	0	0	0	0	0	0	0
Sub Total	0	0	64	17	4	0	16	0	1	0	0	0	0	0
Total	0	0	344	44	10	3	56	0	5	13	1	0	0	0

Table G.24 - Summary of hedgerow 145 Static data from Spring 2022

Bat Species	BAR BAR	EPT SER	PIP PIP	PIP PYG	PIP SP	PIP NAT	NYC NOC	NYC LEI	MYO SP	PLE AUR	NYC SP	NSL	RHI HIP	RHI FER
SS to +30mins	0	0	7	5	1	0	2	0	0	0	0	0	0	0
31 to +60mins	0	0	218	201	19	0	11	0	8	1	0	0	0	0
Sub Total	0	0	225	206	20	0	13	0	8	1	0	0	0	0
61 to +90mins	0	0	383	144	59	11	7	0	24	2	0	0	0	0
91 to +120mins	0	0	328	472	51	4	0	0	18	2	0	1	0	0
Sub Total	0	0	711	616	110	15	7	0	42	4	0	1	0	0
SS+121mins to SR-121mins	0	1	2162	3388	629	20	7	0	444	8	0	2	0	0
120 to -91mins	0	0	274	561	87	0	0	0	54	0	0	0	0	0
90 to -61mins	0	0	272	577	82	1	0	0	71	0	0	0	0	0
Sub Total	0	0	546	1138	169	1	0	0	125	0	0	0	0	0
60 to -31mins	0	0	190	445	24	0	2	0	12	0	0	0	0	0
30 to SR	0	0	11	17	0	0	2	0	0	0	0	0	0	0
Sub Total	0	0	201	462	24	0	4	0	12	0	0	0	0	0
Total	0	1	3845	5810	952	36	31	0	631	13	0	3	0	0

Table G.25 - Summary of hedgerow 154 Static data from Spring 2022

Bat Species	BAR BAR	EPT SER	PIP PIP	PIP PYG	PIP SP	PIP NAT	NYC NOC	NYC LEI	MYO SP	PLE AUR	NYC SP	NSL	RHI HIP	RHI FER
SS to +30mins	0	0	0	0	0	0	0	0	0	0	0	0	0	0
31 to +60mins	0	0	47	0	0	0	0	0	0	0	0	0	0	0
Sub Total	0	0	47	0	0	0	0	0	0	0	0	0	0	0
61 to +90mins	0	0	119	0	0	0	0	0	0	0	0	0	0	0
91 to +120mins	0	0	70	3	0	0	0	0	0	0	0	0	0	0

Bat Species	BAR BAR	EPT SER	PIP PIP	PIP PYG	PIP SP	PIP NAT	NYC NOC	NYC LEI	MYO SP	PLE AUR	NYC SP	NSL	RHI HIP	RHI FER
Sub Total	0	0	189	3	0	0	0	0	0	0	0	0	0	0
SS+121mins to SR-121mins	0	0	0	0	0	0	0	0	0	0	0	0	0	0
120 to -91mins	0	0	0	0	0	0	0	0	0	0	0	0	0	0
90 to -61mins	0	0	0	0	0	0	0	0	0	0	0	0	0	0
Sub Total	0	0	0	0	0	0	0	0	0	0	0	0	0	0
60 to -31mins	0	0	0	0	0	0	0	0	0	0	0	0	0	0
30 to SR	0	0	0	0	0	0	0	0	0	0	0	0	0	0
Sub Total	0	0	0	0	0	0	0	0	0	0	0	0	0	0
Total	0	0	236	3	0	0	0	0	0	0	0	0	0	0

Table G.26 - Summary of hedgerow 156 Static data from Spring 2022

Bat Species	BAR BAR	EPT SER	PIP PIP	PIP PYG	PIP SP	PIP NAT	NYC NOC	NYC LEI	MYO SP	PLE AUR	NYC SP	NSL	RHI HIP	RHI FER
SS to +30mins	0	0	0	1	0	0	0	0	0	0	0	0	0	0
31 to +60mins	0	0	0	0	0	0	0	0	0	0	0	0	0	0
Sub Total	0	0	0	1	0	0	0	0	0	0	0	0	0	0
61 to +90mins	0	0	2	0	0	0	0	0	0	0	0	0	0	0
91 to +120mins	0	0	0	0	0	0	0	0	0	0	0	0	0	0
Sub Total	0	0	2	0	0	0	0	0	0	0	0	0	0	0
SS+121mins to SR-121mins	0	0	0	0	0	0	0	0	0	0	0	0	0	0
120 to -91mins	0	0	0	0	0	0	0	0	0	0	0	0	0	0
90 to -61mins	0	0	0	0	0	0	0	0	0	0	0	0	0	0
Sub Total	0	0	0	0	0	0	0	0	0	0	0	0	0	0
60 to -31mins	0	0	0	0	0	0	0	0	0	0	0	0	0	0
30 to SR	0	0	0	0	0	0	0	0	0	0	0	0	0	0

Bat Species	BAR BAR	EPT SER	PIP PIP	PIP PYG	PIP SP	PIP NAT	NYC NOC	NYC LEI	MYO SP	PLE AUR	NYC SP	NSL	RHI HIP	RHI FER
Sub Total	0	0	0	0	0	0	0	0	0	0	0	0	0	0
Total	0	0	2	1	0	0	0	0	0	0	0	0	0	0

Table G.27 - Summary of hedgerow 157 Static data from Spring 2022

Bat Species	BAR BAR	EPT SER	PIP PIP	PIP PYG	PIP SP	PIP NAT	NYC NOC	NYC LEI	MYO SP	PLE AUR	NYC SP	NSL	RHI HIP	RHI FER
SS to +30mins	0	0	0	0	0	0	0	0	0	0	0	0	0	0
31 to +60mins	0	0	13	0	0	0	0	0	0	0	0	0	0	0
Sub Total	0	0	13	0	0	0	0	0	0	0	0	0	0	0
61 to +90mins	0	0	0	0	0	0	0	0	0	0	0	0	0	0
91 to +120mins	0	0	0	0	0	0	0	0	0	0	0	0	0	0
Sub Total	0	0	0	0	0	0	0	0	0	0	0	0	0	0
SS+121mins to SR-121mins	0	0	0	0	0	0	0	0	2	0	0	0	0	0
120 to -91mins	0	0	0	0	0	0	0	0	0	0	0	0	0	0
90 to -61mins	0	0	0	0	0	0	0	0	0	0	0	0	0	0
Sub Total	0	0	0	0	0	0	0	0	0	0	0	0	0	0
60 to -31mins	0	0	0	0	0	0	0	0	0	0	0	0	0	0
30 to SR	0	0	0	0	0	0	0	0	0	0	0	0	0	0
Sub Total	0	0	0	0	0	0	0	0	0	0	0	0	0	0
Total	0	0	13	0	0	0	0	0	2	0	0	0	0	0

Table G.28 - Summary of hedgerow 161 Static data from Spring 2022

Bat Species	BAR BAR	EPT SER	PIP PIP	PIP PYG	PIP SP	PIP NAT	NYC NOC	NYC LEI	MYO SP	PLE AUR	NYC SP	NSL	RHI HIP	RHI FER
SS to +30mins	0	0	0	0	0	0	0	0	0	0	0	0	0	0
31 to +60mins	0	0	8	0	0	0	0	0	0	0	0	0	0	0
Sub Total	0	0	8	0	0	0	0	0	0	0	0	0	0	0
61 to +90mins	0	0	15	0	0	0	0	0	1	0	0	0	0	0
91 to +120mins	0	0	0	0	0	0	0	0	0	0	0	0	0	0
Sub Total	0	0	15	0	0	0	0	0	1	0	0	0	0	0
SS+121mins to SR-121mins	0	0	1	0	0	0	0	0	1	0	0	0	0	0
120 to -91mins	0	0	0	0	0	0	0	0	0	0	0	0	0	0
90 to -61mins	0	0	0	0	0	0	0	0	0	0	0	0	0	0
Sub Total	0	0	0	0	0	0	0	0	0	0	0	0	0	0
60 to -31mins	0	0	0	0	0	0	0	0	0	0	0	0	0	0
30 to SR	0	0	0	0	0	0	0	0	0	0	0	0	0	0
Sub Total	0	0	0	0	0	0	0	0	0	0	0	0	0	0
Total	0	0	24	0	0	0	0	0	2	0	0	0	0	0

Table G.29 - Summary of hedgerow 164 Static data from Spring 2022

Bat Species	BAR BAR	EPT SER	PIP PIP	PIP PYG	PIP SP	PIP NAT	NYC NOC	NYC LEI	MYO SP	PLE AUR	NYC SP	NSL	RHI HIP	RHI FER
SS to +30mins	0	0	5	1	0	0	0	0	0	0	0	0	0	0
31 to +60mins	0	0	6	2	0	0	0	0	0	0	0	0	0	0
Sub Total	0	0	11	3	0	0	0	0	0	0	0	0	0	0
61 to +90mins	0	0	4	0	0	0	0	0	0	0	0	0	0	0
91 to +120mins	0	0	7	0	0	0	0	0	0	0	0	0	0	0
Sub Total	0	0	11	0	0	0	0	0	0	0	0	0	0	0

Bat Species	BAR BAR	EPT SER	PIP PIP	PIP PYG	PIP SP	PIP NAT	NYC NOC	NYC LEI	MYO SP	PLE AUR	NYC SP	NSL	RHI HIP	RHI FER
SS+121mins to SR-121mins	0	0	13	1	0	0	1	0	0	1	0	0	0	0
120 to -91mins	0	0	0	0	0	0	0	0	0	0	0	0	0	0
90 to -61mins	0	0	0	0	0	0	0	0	0	0	0	0	0	0
Sub Total	0	0	0	0	0	0	0	0	0	0	0	0	0	0
60 to -31mins	0	0	0	0	0	0	0	0	1	0	0	0	0	0
30 to SR	0	0	0	0	0	0	0	0	0	0	0	0	0	0
Sub Total	0	0	0	0	0	0	0	0	1	0	0	0	0	0
Total	0	0	35	4	0	0	1	0	1	1	0	0	0	0

Table G.30 - Summary of hedgerow 167 Static data from Spring 2022

Bat Species	BAR BAR	EPT SER	PIP PIP	PIP PYG	PIP SP	PIP NAT	NYC NOC	NYC LEI	MYO SP	PLE AUR	NYC SP	NSL	RHI HIP	RHI FER
SS to +30mins	0	0	3	0	0	0	0	0	0	0	0	0	0	0
31 to +60mins	0	0	21	10	0	0	0	0	0	0	0	0	0	0
Sub Total	0	0	24	10	0	0	0	0	0	0	0	0	0	0
61 to +90mins	0	0	16	4	0	0	0	0	0	1	0	0	0	0
91 to +120mins	0	0	8	6	0	0	0	0	1	0	0	0	0	0
Sub Total	0	0	24	10	0	0	0	0	1	1	0	0	0	0
SS+121mins to SR-121mins	0	0	30	15	0	0	0	0	3	0	0	1	0	0
120 to -91mins	0	0	1	5	0	0	0	0	0	0	0	0	0	0
90 to -61mins	0	0	2	1	0	0	0	0	0	0	0	0	0	0
Sub Total	0	0	3	6	0	0	0	0	0	0	0	0	0	0
60 to -31mins	0	0	0	0	0	0	0	0	0	0	0	0	0	0
30 to SR	0	0	0	0	0	0	0	0	0	0	0	0	0	0
Sub Total	0	0	0	0	0	0	0	0	0	0	0	0	0	0

Bat Species	BAR BAR	EPT SER	PIP PIP	PIP PYG	PIP SP	PIP NAT	NYC NOC	NYC LEI	MYO SP	PLE AUR	NYC SP	NSL	RHI HIP	RHI FER
Total	0	0	81	41	0	0	0	0	4	1	0	1	0	0

Table G.31 - Summary of hedgerow 170 Static data from Spring 2022

Bat Species	BAR BAR	EPT SER	PIP PIP	PIP PYG	PIP SP	PIP NAT	NYC NOC	NYC LEI	MYO SP	PLE AUR	NYC SP	NSL	RHI HIP	RHI FER
SS to +30mins	0	0	0	0	0	0	0	0	0	0	0	0	0	0
31 to +60mins	0	0	3	0	0	0	0	0	0	0	0	0	0	0
Sub Total	0	0	3	0	0	0	0	0	0	0	0	0	0	0
61 to +90mins	0	0	0	0	0	0	0	0	0	0	0	0	0	0
91 to +120mins	0	0	7	0	0	0	0	0	0	0	0	0	0	0
Sub Total	0	0	7	0	0	0	0	0	0	0	0	0	0	0
SS+121mins to SR-121mins	0	0	14	0	0	0	1	0	0	0	0	0	0	0
120 to -91mins	0	0	1	1	0	0	0	0	0	0	0	0	0	0
90 to -61mins	0	0	0	0	1	0	0	0	0	0	0	0	0	0
Sub Total	0	0	1	1	1	0	0	0	0	0	0	0	0	0
60 to -31mins	0	0	0	0	0	0	0	0	0	0	0	0	0	0
30 to SR	0	0	0	0	0	0	0	0	0	0	0	0	0	0
Sub Total	0	0	0	0	0	0	0	0	0	0	0	0	0	0
Total	0	0	25	1	1	0	1	0	0	0	0	0	0	0

Table G.32 - Summary of hedgerow 173 Static data from Spring 2022

Bat Species	BAR BAR	EPT SER	PIP PIP	PIP PYG	PIP SP	PIP NAT	NYC NOC	NYC LEI	MYO SP	PLE AUR	NYC SP	NSL	RHI HIP	RHI FER
SS to +30mins	0	0	0	0	0	0	0	0	0	0	0	0	0	0

Bat Species	BAR BAR	EPT SER	PIP PIP	PIP PYG	PIP SP	PIP NAT	NYC NOC	NYC LEI	MYO SP	PLE AUR	NYC SP	NSL	RHI HIP	RHI FER
31 to +60mins	0	0	103	1	0	0	0	0	0	0	0	0	0	0
Sub Total	0	0	103	1	0	0	0	0	0	0	0	0	0	0
61 to +90mins	0	0	42	0	0	0	0	0	0	1	0	0	0	0
91 to +120mins	0	0	59	0	0	0	0	0	0	0	0	0	0	0
Sub Total	0	0	101	0	0	0	0	0	0	1	0	0	0	0
SS+121mins to SR-121mins	0	0	141	1	0	0	0	0	2	1	0	1	0	0
120 to -91mins	0	0	1	0	0	0	0	0	0	0	0	0	0	0
90 to -61mins	0	0	0	0	0	0	0	0	0	0	0	0	0	0
Sub Total	0	0	1	0	0	0	0	0	0	0	0	0	0	0
60 to -31mins	0	0	0	0	0	0	0	0	0	0	0	0	0	0
30 to SR	0	0	0	0	0	0	0	0	0	0	0	0	0	0
Sub Total	0	0	0	0	0	0	0	0	0	0	0	0	0	0
Total	0	0	346	2	0	0	0	0	2	2	0	1	0	0

Table G.33 - Summary of hedgerow 176 Static data from Spring 2022

Bat Species	BAR BAR	EPT SER	PIP PIP	PIP PYG	PIP SP	PIP NAT	NYC NOC	NYC LEI	MYO SP	PLE AUR	NYC SP	NSL	RHI HIP	RHI FER
SS to +30mins	0	0	0	3	0	0	0	0	0	0	0	0	0	0
31 to +60mins	0	0	48	1	0	0	0	0	0	0	0	0	0	0
Sub Total	0	0	48	4	0	0	0	0	0	0	0	0	0	0
61 to +90mins	0	0	53	0	0	0	0	0	0	1	0	0	0	0
91 to +120mins	0	0	80	0	0	0	0	0	0	0	0	0	0	0
Sub Total	0	0	133	0	0	0	0	0	0	1	0	0	0	0
SS+121mins to SR-121mins	0	0	150	10	0	0	1	0	7	0	4	0	0	0

Bat Species	BAR BAR	EPT SER	PIP PIP	PIP PYG	PIP SP	PIP NAT	NYC NOC	NYC LEI	MYO SP	PLE AUR	NYC SP	NSL	RHI HIP	RHI FER
120 to -91mins	0	0	51	0	0	0	0	0	0	0	1	0	0	0
90 to -61mins	0	0	14	0	0	0	0	0	0	0	0	0	0	0
Sub Total	0	0	65	0	0	0	0	0	0	0	1	0	0	0
60 to -31mins	0	0	6	2	0	0	0	0	0	0	0	0	0	0
30 to SR	0	0	0	0	0	0	0	0	0	0	0	0	0	0
Sub Total	0	0	6	2	0	0	0	0	0	0	0	0	0	0
Total	0	0	402	16	0	0	1	0	7	1	5	0	0	0

Table G.34 - Summary of hedgerow 187 Static data from Spring 2022

Bat Species	BAR BAR	EPT SER	PIP PIP	PIP PYG	PIP SP	PIP NAT	NYC NOC	NYC LEI	MYO SP	PLE AUR	NYC SP	NSL	RHI HIP	RHI FER
SS to +30mins	0	0	0	0	0	0	1	0	0	0	0	0	0	0
31 to +60mins	0	0	23	5	0	0	7	0	0	0	0	0	0	0
Sub Total	0	0	23	5	0	0	8	0	0	0	0	0	0	0
61 to +90mins	0	0	56	31	2	0	3	0	2	4	0	0	0	0
91 to +120mins	0	0	52	43	7	0	2	0	7	1	0	1	0	0
Sub Total	0	0	108	74	9	0	5	0	9	5	0	1	0	0
SS+121mins to SR-121mins	0	0	441	160	13	3	1	0	17	2	0	1	0	0
120 to -91mins	0	0	30	17	0	0	0	0	2	0	0	0	0	0
90 to -61mins	0	0	70	2	0	0	0	0	0	0	0	0	0	0
Sub Total	0	0	100	19	0	0	0	0	2	0	0	0	0	0
60 to -31mins	0	0	33	17	1	0	6	0	0	0	0	0	0	0
30 to SR	0	0	0	0	0	0	2	0	0	0	0	0	0	0
Sub Total	0	0	33	17	1	0	8	0	0	0	0	0	0	0
Total	0	0	705	275	23	3	22	0	28	7	0	2	0	0

Table G.35 - Summary of hedgerow 188 Static data from Spring 2022

Bat Species	BAR BAR	EPT SER	PIP PIP	PIP PYG	PIP SP	PIP NAT	NYC NOC	NYC LEI	MYO SP	PLE AUR	NYC SP	NSL	RHI HIP	RHI FER
SS to +30mins	0	0	0	0	0	0	4	0	0	0	0	0	0	0
31 to +60mins	0	0	0	3	1	0	13	0	0	0	0	0	0	0
Sub Total	0	0	0	3	1	0	17	0	0	0	0	0	0	0
61 to +90mins	0	0	10	13	15	2	13	0	0	0	0	0	0	0
91 to +120mins	0	1	21	3	5	0	4	0	6	1	0	0	0	0
Sub Total	0	1	31	16	20	2	17	0	6	1	0	0	0	0
SS+121mins to SR-121mins	0	0	43	6	11	0	1	0	16	0	0	0	0	0
120 to -91mins	0	0	1	0	0	0	0	0	0	0	0	0	0	0
90 to -61mins	0	0	1	1	1	0	0	0	0	0	0	0	0	0
Sub Total	0	0	2	1	1	0	0	0	0	0	0	0	0	0
60 to -31mins	0	0	0	0	0	0	1	0	0	1	0	0	0	0
30 to SR	0	0	0	0	0	0	0	0	0	0	0	0	0	0
Sub Total	0	0	0	0	0	0	1	0	0	1	0	0	0	0
Total	0	1	76	26	33	2	36	0	22	2	0	0	0	0

Table G.36 - Summary of hedgerow 189 Static data from Spring 2022

Bat Species	BAR BAR	EPT SER	PIP PIP	PIP PYG	PIP SP	PIP NAT	NYC NOC	NYC LEI	MYO SP	PLE AUR	NYC SP	NSL	RHI HIP	RHI FER
SS to +30mins	0	0	0	0	0	0	0	0	0	0	0	0	0	0
31 to +60mins	0	0	9	0	0	0	7	0	0	0	0	0	0	0
Sub Total	0	0	9	0	0	0	7	0	0	0	0	0	0	0

Bat Species	BAR BAR	EPT SER	PIP PIP	PIP PYG	PIP SP	PIP NAT	NYC NOC	NYC LEI	MYO SP	PLE AUR	NYC SP	NSL	RHI HIP	RHI FER
61 to +90mins	0	0	41	4	2	1	0	0	1	0	0	0	0	0
91 to +120mins	0	0	8	4	9	3	2	0	0	0	0	0	0	0
Sub Total	0	0	49	8	11	4	2	0	1	0	0	0	0	0
SS+121mins to SR-121mins	0	0	245	19	17	2	0	0	4	2	0	0	0	0
120 to -91mins	0	0	13	0	1	0	0	0	0	0	0	0	0	0
90 to -61mins	0	0	18	0	0	0	0	0	0	0	0	0	0	0
Sub Total	0	0	31	0	1	0	0	0	0	0	0	0	0	0
60 to -31mins	0	0	2	0	0	0	0	0	0	0	0	0	0	0
30 to SR	0	0	0	0	0	0	0	0	0	0	0	0	0	0
Sub Total	0	0	2	0	0	0	0	0	0	0	0	0	0	0
Total	0	0	336	27	29	6	9	0	5	2	0	0	0	0

Table G.37 - Summary of hedgerow 196 Static data from Spring 2022

Bat Species	BAR BAR	EPT SER	PIP PIP	PIP PYG	PIP SP	PIP NAT	NYC NOC	NYC LEI	MYO SP	PLE AUR	NYC SP	NSL	RHI HIP	RHI FER
SS to +30mins	0	0	0	0	0	0	0	0	0	0	0	1	0	0
31 to +60mins	0	0	17	38	2	2	0	0	0	0	0	7	0	0
Sub Total	0	0	17	38	2	2	0	0	0	0	0	8	0	0
61 to +90mins	0	0	58	22	4	0	0	0	5	0	0	1	0	0
91 to +120mins	0	0	75	8	7	0	0	0	23	0	0	1	0	0
Sub Total	0	0	133	30	11	0	0	0	28	0	0	2	0	0
SS+121mins to SR-121mins	0	0	307	73	29	9	0	0	100	2	0	0	3	0
120 to -91mins	0	0	74	0	7	0	0	0	1	0	0	0	0	0
90 to -61mins	0	0	39	2	1	0	0	0	2	0	0	0	0	0
Sub Total	0	0	113	2	8	0	0	0	3	0	0	0	0	0

Bat Species	BAR BAR	EPT SER	PIP PIP	PIP PYG	PIP SP	PIP NAT	NYC NOC	NYC LEI	MYO SP	PLE AUR	NYC SP	NSL	RHI HIP	RHI FER
60 to -31mins	0	0	3	6	0	0	0	0	0	0	0	4	0	0
30 to SR	0	0	0	0	0	0	0	0	0	0	0	5	0	0
Sub Total	0	0	3	6	0	0	0	0	0	0	0	9	0	0
Total	0	0	573	149	50	11	0	0	131	2	0	19	3	0

Table G.38 - Summary of hedgerow 199 Static data from Spring 2022

Bat Species	BAR BAR	EPT SER	PIP PIP	PIP PYG	PIP SP	PIP NAT	NYC NOC	NYC LEI	MYO SP	PLE AUR	NYC SP	NSL	RHI HIP	RHI FER
SS to +30mins	0	0	0	0	0	0	2	0	0	0	0	0	0	0
31 to +60mins	0	0	46	73	5	0	3	0	3	0	0	0	0	0
Sub Total	0	0	46	73	5	0	5	0	3	0	0	0	0	0
61 to +90mins	0	0	226	57	6	0	0	0	8	1	0	0	0	0
91 to +120mins	0	0	293	55	15	0	0	0	4	0	0	0	0	0
Sub Total	0	0	519	112	21	0	0	0	12	1	0	0	0	0
SS+121mins to SR-121mins	0	1	1692	1024	93	0	2	0	616	8	0	0	3	0
120 to -91mins	0	0	118	162	3	0	0	0	2	3	0	0	1	0
90 to -61mins	0	0	158	128	11	0	0	0	4	0	0	0	2	0
Sub Total	0	0	276	290	14	0	0	0	6	3	0	0	3	0
60 to -31mins	0	0	79	20	5	0	4	0	4	0	0	0	0	0
30 to SR	0	0	0	0	0	0	2	0	0	0	0	0	0	0
Sub Total	0	0	79	20	5	0	6	0	4	0	0	0	0	0
Total	0	1	2612	1519	138	0	13	0	641	12	0	0	6	0

Table G.39 - Summary of hedgerow 202 Static data from Spring 2022

Bat Species	BAR BAR	EPT SER	PIP PIP	PIP PYG	PIP SP	PIP NAT	NYC NOC	NYC LEI	MYO SP	PLE AUR	NYC SP	NSL	RHI HIP	RHI FER
SS to +30mins	0	0	0	0	0	0	8	0	0	0	0	0	0	0
31 to +60mins	0	0	74	11	2	0	8	0	0	0	0	0	0	0
Sub Total	0	0	74	11	2	0	16	0	0	0	0	0	0	0
61 to +90mins	0	0	30	17	4	1	5	0	2	2	0	0	0	0
91 to +120mins	0	0	87	12	11	0	0	0	9	7	0	0	0	0
Sub Total	0	0	117	29	15	1	5	0	11	9	0	0	0	0
SS+121mins to SR-121mins	0	0	276	127	28	2	6	0	59	33	0	0	2	0
120 to -91mins	0	0	22	11	3	0	0	0	2	3	0	0	0	0
90 to -61mins	0	0	39	13	2	0	0	0	12	3	0	0	0	0
Sub Total	0	0	61	24	5	0	0	0	14	6	0	0	0	0
60 to -31mins	0	0	19	11	0	0	11	0	4	1	0	0	0	0
30 to SR	0	0	0	0	0	0	1	0	0	0	0	0	0	0
Sub Total	0	0	19	11	0	0	12	0	4	1	0	0	0	0
Total	0	0	547	202	50	3	39	0	88	49	0	0	2	0

Table G.40 - Summary of hedgerow 206 Static data from Spring 2022

Bat Species	BAR BAR	EPT SER	PIP PIP	PIP PYG	PIP SP	PIP NAT	NYC NOC	NYC LEI	MYO SP	PLE AUR	NYC SP	NSL	RHI HIP	RHI FER
SS to +30mins	0	0	0	1	0	0	13	0	0	0	0	0	0	0
31 to +60mins	0	0	59	13	1	0	6	0	0	0	0	0	0	0
Sub Total	0	0	59	14	1	0	19	0	0	0	0	0	0	0
61 to +90mins	0	0	97	14	3	0	4	0	6	0	0	0	0	0
91 to +120mins	0	0	254	10	7	0	0	0	6	2	0	0	0	0
Sub Total	0	0	351	24	10	0	4	0	12	2	0	0	0	0

Bat Species	BAR BAR	EPT SER	PIP PIP	PIP PYG	PIP SP	PIP NAT	NYC NOC	NYC LEI	MYO SP	PLE AUR	NYC SP	NSL	RHI HIP	RHI FER
SS+121mins to SR-121mins	0	1	847	360	32	1	5	0	242	7	0	0	3	0
120 to -91mins	0	0	160	45	0	0	0	0	1	1	0	0	0	0
90 to -61mins	0	0	141	62	2	0	0	0	2	2	0	0	0	0
Sub Total	0	0	301	107	2	0	0	0	3	3	0	0	0	0
60 to -31mins	0	0	108	4	0	0	11	0	0	0	0	0	0	0
30 to SR	0	0	0	0	0	0	2	0	0	0	0	0	0	0
Sub Total	0	0	108	4	0	0	13	0	0	0	0	0	0	0
Total	0	1	1666	509	45	1	41	0	257	12	0	0	3	0

Table G.41 - Summary of hedgerow 207 Static data from Spring 2022

Bat Species	BAR BAR	EPT SER	PIP PIP	PIP PYG	PIP SP	PIP NAT	NYC NOC	NYC LEI	MYO SP	PLE AUR	NYC SP	NSL	RHI HIP	RHI FER
SS to +30mins	0	0	0	0	0	0	0	0	0	0	0	0	0	0
31 to +60mins	0	0	1	0	0	0	0	0	0	0	0	0	0	0
Sub Total	0	0	1	0	0	0	0	0	0	0	0	0	0	0
61 to +90mins	0	0	2	1	0	0	0	0	0	0	0	0	0	0
91 to +120mins	0	0	2	0	0	0	0	0	0	0	0	0	0	0
Sub Total	0	0	4	1	0	0	0	0	0	0	0	0	0	0
SS+121mins to SR-121mins	0	0	5	1	0	0	0	0	5	0	1	0	0	0
120 to -91mins	0	0	0	0	0	0	0	0	0	0	0	0	0	0
90 to -61mins	0	0	0	0	0	0	0	0	0	0	0	0	0	0
Sub Total	0	0	0	0	0	0	0	0	0	0	0	0	0	0
60 to -31mins	0	0	0	0	0	0	0	0	0	0	0	0	0	0
30 to SR	0	0	0	0	0	0	0	0	0	0	0	0	0	0
Sub Total	0	0	0	0	0	0	0	0	0	0	0	0	0	0

Bat Species	BAR BAR	EPT SER	PIP PIP	PIP PYG	PIP SP	PIP NAT	NYC NOC	NYC LEI	MYO SP	PLE AUR	NYC SP	NSL	RHI HIP	RHI FER
Total	0	0	10	2	0	0	0	0	5	0	1	0	0	0

Table G.42 - Summary of hedgerow 210 Static data from Spring 2022

Bat Species	BAR BAR	EPT SER	PIP PIP	PIP PYG	PIP SP	PIP NAT	NYC NOC	NYC LEI	MYO SP	PLE AUR	NYC SP	NSL	RHI HIP	RHI FER
SS to +30mins	0	0	0	0	0	0	1	0	0	0	0	0	0	0
31 to +60mins	0	0	7	9	0	0	6	0	0	0	0	0	0	0
Sub Total	0	0	7	9	0	0	7	0	0	0	0	0	0	0
61 to +90mins	0	0	10	5	0	0	3	0	7	0	0	0	0	0
91 to +120mins	0	0	49	3	0	0	1	0	2	0	1	0	0	0
Sub Total	0	0	59	8	0	0	4	0	9	0	1	0	0	0
SS+121mins to SR-121mins	0	0	105	36	0	0	3	0	3	0	0	0	0	0
120 to -91mins	0	0	16	2	0	0	0	0	0	0	0	0	0	0
90 to -61mins	0	0	14	0	0	0	0	0	0	0	0	0	0	0
Sub Total	0	0	30	2	0	0	0	0	0	0	0	0	0	0
60 to -31mins	0	0	42	0	0	0	3	0	0	0	0	0	0	0
30 to SR	0	0	0	0	0	0	0	0	0	0	0	0	0	0
Sub Total	0	0	42	0	0	0	3	0	0	0	0	0	0	0
Total	0	0	243	55	0	0	17	0	12	0	1	0	0	0

Table G.43 - Summary of hedgerow 214 Static data from Spring 2022

Bat Species	BAR BAR	EPT SER	PIP PIP	PIP PYG	PIP SP	PIP NAT	NYC NOC	NYC LEI	MYO SP	PLE AUR	NYC SP	NSL	RHI HIP	RHI FER
SS to +30mins	0	0	5	0	0	0	0	0	0	0	0	0	0	0

Bat Species	BAR BAR	EPT SER	PIP PIP	PIP PYG	PIP SP	PIP NAT	NYC NOC	NYC LEI	MYO SP	PLE AUR	NYC SP	NSL	RHI HIP	RHI FER
31 to +60mins	0	0	33	0	0	0	0	0	0	0	0	0	0	0
Sub Total	0	0	38	0	0	0	0	0	0	0	0	0	0	0
61 to +90mins	0	0	3	1	0	0	0	0	0	0	0	0	0	0
91 to +120mins	0	0	0	0	0	0	0	0	0	0	0	0	0	0
Sub Total	0	0	3	1	0	0	0	0	0	0	0	0	0	0
SS+121mins to SR-121mins	0	0	14	0	0	0	0	0	1	0	0	0	0	0
120 to -91mins	0	0	0	0	0	0	0	0	0	0	0	0	0	0
90 to -61mins	0	0	0	0	0	0	0	0	0	0	0	0	0	0
Sub Total	0	0	0	0	0	0	0	0	0	0	0	0	0	0
60 to -31mins	0	0	0	0	0	0	0	0	0	0	0	0	0	0
30 to SR	0	0	0	0	0	0	0	0	0	0	0	0	0	0
Sub Total	0	0	0	0	0	0	0	0	0	0	0	0	0	0
Total	0	0	55	1	0	0	0	0	1	0	0	0	0	0

Table G.44 - Summary of hedgerow 223 Static data from Spring 2022

Bat Species	BAR BAR	EPT SER	PIP PIP	PIP PYG	PIP SP	PIP NAT	NYC NOC	NYC LEI	MYO SP	PLE AUR	NYC SP	NSL	RHI HIP	RHI FER
SS to +30mins	0	0	6	0	0	0	0	0	0	0	0	0	0	0
31 to +60mins	0	0	51	0	0	0	0	0	0	0	0	0	1	0
Sub Total	0	0	57	0	0	0	0	0	0	0	0	0	1	0
61 to +90mins	0	0	8	0	0	0	0	0	1	0	0	0	0	0
91 to +120mins	0	0	20	1	0	0	0	0	0	0	0	0	0	0
Sub Total	0	0	28	1	0	0	0	0	1	0	0	0	0	0
SS+121mins to SR-121mins	0	0	0	0	0	0	0	0	0	0	0	0	0	0

Bat Species	BAR BAR	EPT SER	PIP PIP	PIP PYG	PIP SP	PIP NAT	NYC NOC	NYC LEI	MYO SP	PLE AUR	NYC SP	NSL	RHI HIP	RHI FER
120 to -91mins	0	0	0	0	0	0	0	0	0	0	0	0	0	0
90 to -61mins	0	0	0	0	0	0	0	0	0	0	0	0	0	0
Sub Total	0	0	0	0	0	0	0	0	0	0	0	0	0	0
60 to -31mins	0	0	0	0	0	0	0	0	0	0	0	0	0	0
30 to SR	0	0	0	0	0	0	0	0	0	0	0	0	0	0
Sub Total	0	0	0	0	0	0	0	0	0	0	0	0	0	0
Total	0	0	85	1	0	0	0	0	1	0	0	0	1	0

Table G.45 - Summary of hedgerow 225 Static data from Spring 2022

Bat Species	BAR BAR	EPT SER	PIP PIP	PIP PYG	PIP SP	PIP NAT	NYC NOC	NYC LEI	MYO SP	PLE AUR	NYC SP	NSL	RHI HIP	RHI FER
SS to +30mins	0	0	6	0	0	0	0	0	0	0	0	0	0	0
31 to +60mins	0	0	14	4	0	0	0	0	0	0	0	0	0	0
Sub Total	0	0	20	4	0	0	0	0	0	0	0	0	0	0
61 to +90mins	0	0	12	1	0	0	0	0	1	0	0	0	0	0
91 to +120mins	0	0	10	0	0	0	0	0	0	0	0	0	0	0
Sub Total	0	0	22	1	0	0	0	0	1	0	0	0	0	0
SS+121mins to SR-121mins	0	0	21	1	0	0	0	0	0	0	0	0	0	0
120 to -91mins	0	0	0	0	0	0	0	0	0	0	0	0	0	0
90 to -61mins	0	0	0	0	0	0	0	0	0	0	0	0	0	0
Sub Total	0	0	0	0	0	0	0	0	0	0	0	0	0	0
60 to -31mins	0	0	0	0	0	0	0	0	0	0	0	0	0	0
30 to SR	0	0	0	0	0	0	0	0	0	0	0	0	0	0
Sub Total	0	0	0	0	0	0	0	0	0	0	0	0	0	0
Total	0	0	63	6	0	0	0	0	1	0	0	0	0	0

Table G.46 - Summary of hedgerow 229 Static data from Spring 2022

Bat Species	BAR BAR	EPT SER	PIP PIP	PIP PYG	PIP SP	PIP NAT	NYC NOC	NYC LEI	MYO SP	PLE AUR	NYC SP	NSL	RHI HIP	RHI FER
SS to +30mins	0	0	14	0	0	0	0	0	0	0	0	0	0	0
31 to +60mins	0	0	78	11	0	0	0	0	7	0	0	0	0	0
Sub Total	0	0	92	11	0	0	0	0	7	0	0	0	0	0
61 to +90mins	0	0	88	1	0	0	1	0	4	0	0	0	0	0
91 to +120mins	0	0	77	0	0	0	1	0	2	0	0	0	0	0
Sub Total	0	0	165	1	0	0	2	0	6	0	0	0	0	0
SS+121mins to SR-121mins	0	0	164	14	0	0	3	0	31	1	0	0	2	0
120 to -91mins	0	0	49	1	0	0	0	0	2	0	0	0	0	0
90 to -61mins	0	0	39	2	0	0	0	0	2	0	0	0	1	0
Sub Total	0	0	88	3	0	0	0	0	4	0	0	0	1	0
60 to -31mins	0	0	68	1	0	0	0	0	1	0	0	0	0	0
30 to SR	0	0	2	0	0	0	0	0	0	0	0	0	0	0
Sub Total	0	0	70	1	0	0	0	0	1	0	0	0	0	0
Total	0	0	579	30	0	0	5	0	49	1	0	0	3	0

Table G.47 - Summary of hedgerow 238 Static data from Spring 2022

Bat Species	BAR BAR	EPT SER	PIP PIP	PIP PYG	PIP SP	PIP NAT	NYC NOC	NYC LEI	MYO SP	PLE AUR	NYC SP	NSL	RHI HIP	RHI FER
SS to +30mins	0	0	24	7	0	0	3	0	0	0	0	0	0	0
31 to +60mins	0	0	182	64	1	1	1	0	0	0	0	0	0	0
Sub Total	0	0	206	71	1	1	4	0	0	0	0	0	0	0

Bat Species	BAR BAR	EPT SER	PIP PIP	PIP PYG	PIP SP	PIP NAT	NYC NOC	NYC LEI	MYO SP	PLE AUR	NYC SP	NSL	RHI HIP	RHI FER
61 to +90mins	0	0	195	9	3	0	0	0	0	0	0	0	0	0
91 to +120mins	0	0	206	11	0	0	0	0	0	0	0	0	0	0
Sub Total	0	0	401	20	3	0	0	0	0	0	0	0	0	0
SS+121mins to SR-121mins	0	0	553	76	2	0	3	0	4	0	0	0	0	0
120 to -91mins	0	0	6	1	0	0	0	0	0	0	0	0	0	0
90 to -61mins	0	0	3	0	0	0	0	0	0	0	0	0	0	0
Sub Total	0	0	9	1	0	0	0	0	0	0	0	0	0	0
60 to -31mins	0	0	6	0	0	0	0	0	0	0	0	0	0	0
30 to SR	0	0	1	0	0	0	0	0	0	0	0	0	0	0
Sub Total	0	0	7	0	0	0	0	0	0	0	0	0	0	0
Total	0	0	1176	168	6	1	7	0	4	0	0	0	0	0

Table G.48 - Summary of hedgerow 241 Static data from Spring 2022

Bat Species	BAR BAR	EPT SER	PIP PIP	PIP PYG	PIP SP	PIP NAT	NYC NOC	NYC LEI	MYO SP	PLE AUR	NYC SP	NSL	RHI HIP	RHI FER
SS to +30mins	0	0	18	4	0	0	12	0	0	0	0	0	0	0
31 to +60mins	0	0	205	38	0	0	0	0	0	0	0	0	0	0
Sub Total	0	0	223	42	0	0	12	0	0	0	0	0	0	0
61 to +90mins	0	0	205	22	0	0	0	0	5	0	0	0	0	0
91 to +120mins	0	0	190	26	0	0	2	0	1	0	0	0	0	0
Sub Total	0	0	395	48	0	0	2	0	6	0	0	0	0	0
SS+121mins to SR-121mins	0	0	399	129	0	0	2	0	1	0	0	0	0	0
120 to -91mins	0	0	2	0	0	0	0	0	0	0	0	0	0	0
90 to -61mins	0	0	2	1	0	0	0	0	0	0	0	0	0	0
Sub Total	0	0	4	1	0	0	0	0	0	0	0	0	0	0

Bat Species	BAR BAR	EPT SER	PIP PIP	PIP PYG	PIP SP	PIP NAT	NYC NOC	NYC LEI	MYO SP	PLE AUR	NYC SP	NSL	RHI HIP	RHI FER
60 to -31mins	0	0	4	2	0	0	0	0	0	0	0	0	0	0
30 to SR	0	0	1	0	0	0	0	0	0	0	0	0	0	0
Sub Total	0	0	5	2	0	0	0	0	0	0	0	0	0	0
Total	0	0	1026	222	0	0	16	0	7	0	0	0	0	0

Table G.49 - Summary of hedgerow 246 Static data from Spring 2022

Bat Species	BAR BAR	EPT SER	PIP PIP	PIP PYG	PIP SP	PIP NAT	NYC NOC	NYC LEI	MYO SP	PLE AUR	NYC SP	NSL	RHI HIP	RHI FER
SS to +30mins	0	0	18	0	0	0	26	0	0	0	0	0	0	0
31 to +60mins	0	0	51	54	0	0	1	0	0	1	0	0	0	0
Sub Total	0	0	69	54	0	0	27	0	0	1	0	0	0	0
61 to +90mins	0	0	23	30	0	0	3	0	0	3	0	0	2	0
91 to +120mins	0	0	37	25	0	0	5	0	0	7	1	0	0	0
Sub Total	0	0	60	55	0	0	8	0	0	10	1	0	2	0
SS+121mins to SR-121mins	0	0	259	137	0	0	8	0	0	3	0	0	2	0
120 to -91mins	0	0	6	3	0	0	0	0	0	0	0	0	2	0
90 to -61mins	0	0	6	7	0	0	0	0	0	0	0	0	0	0
Sub Total	0	0	12	10	0	0	0	0	0	0	0	0	2	0
60 to -31mins	0	0	7	5	0	0	0	0	0	0	0	0	0	0
30 to SR	0	0	1	0	0	0	0	0	0	0	0	0	0	0
Sub Total	0	0	8	5	0	0	0	0	0	0	0	0	0	0
Total	0	0	408	261	0	0	43	0	0	14	1	0	6	0

Table G.50 - Summary of hedgerow 251 Static data from Spring 2022

Bat Species	BAR BAR	EPT SER	PIP PIP	PIP PYG	PIP SP	PIP NAT	NYC NOC	NYC LEI	MYO SP	PLE AUR	NYC SP	NSL	RHI HIP	RHI FER
SS to +30mins	0	0	18	12	0	0	10	0	0	0	0	0	0	0
31 to +60mins	0	0	332	38	0	0	3	0	0	0	0	0	0	0
Sub Total	0	0	350	50	0	0	13	0	0	0	0	0	0	0
61 to +90mins	0	0	175	22	0	0	0	0	0	5	0	0	0	0
91 to +120mins	0	0	189	19	1	0	0	0	1	1	0	0	0	0
Sub Total	0	0	364	41	1	0	0	0	1	6	0	0	0	0
SS+121mins to SR-121mins	0	0	610	155	1	0	0	0	2	4	1	0	1	0
120 to -91mins	0	0	1	10	0	0	0	0	1	0	0	0	1	0
90 to -61mins	0	0	2	11	0	0	0	0	1	0	0	0	0	0
Sub Total	0	0	3	21	0	0	0	0	2	0	0	0	1	0
60 to -31mins	0	0	3	4	0	0	0	0	1	0	0	0	0	0
30 to SR	0	0	1	0	0	0	0	0	0	0	0	0	0	0
Sub Total	0	0	4	4	0	0	0	0	1	0	0	0	0	0
Total	0	0	1331	271	2	0	13	0	6	10	1	0	2	0

Table G.51 - Summary of hedgerow 255 Static data from Spring 2022

Bat Species	BAR BAR	EPT SER	PIP PIP	PIP PYG	PIP SP	PIP NAT	NYC NOC	NYC LEI	MYO SP	PLE AUR	NYC SP	NSL	RHI HIP	RHI FER
SS to +30mins	0	0	3	6	0	0	11	0	0	0	0	0	0	0
31 to +60mins	0	0	89	36	0	0	0	0	0	0	0	0	0	0
Sub Total	0	0	92	42	0	0	11	0	0	0	0	0	0	0
61 to +90mins	0	0	87	20	0	0	0	0	1	0	0	0	0	0
91 to +120mins	0	0	125	6	0	0	1	0	0	0	0	0	0	0
Sub Total	0	0	212	26	0	0	1	0	1	0	0	0	0	0

Bat Species	BAR BAR	EPT SER	PIP PIP	PIP PYG	PIP SP	PIP NAT	NYC NOC	NYC LEI	MYO SP	PLE AUR	NYC SP	NSL	RHI HIP	RHI FER
SS+121mins to SR-121mins	0	0	196	52	0	0	0	0	2	0	0	0	0	0
120 to -91mins	0	0	6	1	0	0	0	0	0	0	0	0	1	0
90 to -61mins	0	0	2	0	0	0	0	0	0	0	0	0	0	0
Sub Total	0	0	8	1	0	0	0	0	0	0	0	0	1	0
60 to -31mins	0	0	0	1	0	0	0	0	0	0	0	0	0	0
30 to SR	0	0	0	0	0	0	0	0	0	0	0	0	0	0
Sub Total	0	0	0	1	0	0	0	0	0	0	0	0	0	0
Total	0	0	508	122	0	0	12	0	3	0	0	0	1	0

Table G.52 - Summary of hedgerow 262 Static data from Spring 2022

Bat Species	BAR BAR	EPT SER	PIP PIP	PIP PYG	PIP SP	PIP NAT	NYC NOC	NYC LEI	MYO SP	PLE AUR	NYC SP	NSL	RHI HIP	RHI FER
SS to +30mins	0	0	1	1	0	0	17	0	0	0	0	0	0	0
31 to +60mins	0	0	59	27	2	0	8	0	1	0	1	0	0	0
Sub Total	0	0	60	28	2	0	25	0	1	0	1	0	0	0
61 to +90mins	0	0	102	10	0	0	0	0	27	0	0	0	0	0
91 to +120mins	0	0	98	5	0	0	0	0	2	0	0	0	0	0
Sub Total	0	0	200	15	0	0	0	0	29	0	0	0	0	0
SS+121mins to SR-121mins	0	0	767	62	1	0	2	1	3	0	0	0	0	0
120 to -91mins	0	0	119	3	0	0	0	0	0	0	0	0	0	0
90 to -61mins	0	0	101	3	0	0	1	0	2	0	0	0	0	0
Sub Total	0	0	220	6	0	0	1	0	2	0	0	0	0	0
60 to -31mins	0	0	51	13	4	0	3	0	1	0	0	0	0	0
30 to SR	0	0	0	0	0	0	0	0	0	0	0	0	0	0
Sub Total	0	0	51	13	4	0	3	0	1	0	0	0	0	0

Bat Species	BAR BAR	EPT SER	PIP PIP	PIP PYG	PIP SP	PIP NAT	NYC NOC	NYC LEI	MYO SP	PLE AUR	NYC SP	NSL	RHI HIP	RHI FER
Total	0	0	1298	124	7	0	31	1	36	0	1	0	0	0

Table G.53 - Summary of hedgerow 265 Static data from Spring 2022

Bat Species	BAR BAR	EPT SER	PIP PIP	PIP PYG	PIP SP	PIP NAT	NYC NOC	NYC LEI	MYO SP	PLE AUR	NYC SP	NSL	RHI HIP	RHI FER
SS to +30mins	0	0	18	1	0	0	2	0	0	0	0	0	0	0
31 to +60mins	0	0	161	4	0	0	4	0	0	0	0	0	0	0
Sub Total	0	0	179	5	0	0	6	0	0	0	0	0	0	0
61 to +90mins	0	0	137	0	0	0	4	0	0	0	0	0	0	0
91 to +120mins	0	0	48	4	0	0	0	0	0	0	0	0	0	0
Sub Total	0	0	185	4	0	0	4	0	0	0	0	0	0	0
SS+121mins to SR-121mins	0	0	535	36	0	0	1	0	1	0	0	0	0	0
120 to -91mins	0	0	95	2	0	0	0	0	0	0	0	0	0	0
90 to -61mins	0	0	64	4	0	0	0	0	0	0	0	0	0	0
Sub Total	0	0	159	6	0	0	0	0	0	0	0	0	0	0
60 to -31mins	0	0	55	7	0	0	2	0	0	0	0	0	0	0
30 to SR	0	0	1	0	0	0	0	0	0	0	0	0	0	0
Sub Total	0	0	56	7	0	0	2	0	0	0	0	0	0	0
Total	0	0	1114	58	0	0	13	0	1	0	0	0	0	0

Table G.54 - Summary of hedgerow 267 Static data from Spring 2022

Bat Species	BAR BAR	EPT SER	PIP PIP	PIP PYG	PIP SP	PIP NAT	NYC NOC	NYC LEI	MYO SP	PLE AUR	NYC SP	NSL	RHI HIP	RHI FER
SS to +30mins	0	0	1	3	0	0	15	0	0	0	0	0	0	0

Bat Species	BAR BAR	EPT SER	PIP PIP	PIP PYG	PIP SP	PIP NAT	NYC NOC	NYC LEI	MYO SP	PLE AUR	NYC SP	NSL	RHI HIP	RHI FER
31 to +60mins	0	0	92	4	0	0	17	0	3	0	0	0	0	0
Sub Total	0	0	93	7	0	0	32	0	3	0	0	0	0	0
61 to +90mins	0	0	115	7	0	0	7	0	3	0	0	0	0	0
91 to +120mins	0	0	77	2	1	0	0	0	1	0	0	0	0	0
Sub Total	0	0	192	9	1	0	7	0	4	0	0	0	0	0
SS+121mins to SR-121mins	0	0	593	34	3	0	6	0	10	3	0	0	0	0
120 to -91mins	0	0	35	6	0	0	0	0	1	0	0	0	0	0
90 to -61mins	0	0	15	1	1	0	0	0	2	1	0	0	0	0
Sub Total	0	0	50	7	1	0	0	0	3	1	0	0	0	0
60 to -31mins	0	0	12	7	0	0	3	0	0	0	0	0	0	0
30 to SR	0	0	0	0	0	0	0	0	0	0	0	0	0	0
Sub Total	0	0	12	7	0	0	3	0	0	0	0	0	0	0
Total	0	0	940	64	5	0	48	0	20	4	0	0	0	0

Table G.55 - Summary of hedgerow 268 Static data from Spring 2022

Bat Species	BAR BAR	EPT SER	PIP PIP	PIP PYG	PIP SP	PIP NAT	NYC NOC	NYC LEI	MYO SP	PLE AUR	NYC SP	NSL	RHI HIP	RHI FER
SS to +30mins	0	0	4	28	0	0	12	0	0	0	0	0	0	0
31 to +60mins	0	0	31	26	0	0	16	0	1	0	1	0	0	0
Sub Total	0	0	35	54	0	0	28	0	1	0	1	0	0	0
61 to +90mins	0	0	48	14	0	0	8	0	5	0	0	0	0	0
91 to +120mins	0	0	80	22	0	0	5	0	1	0	0	0	0	0
Sub Total	0	0	128	36	0	0	13	0	6	0	0	0	0	0
SS+121mins to SR-121mins	0	0	518	80	3	0	3	0	4	0	0	0	1	0

Bat Species	BAR BAR	EPT SER	PIP PIP	PIP PYG	PIP SP	PIP NAT	NYC NOC	NYC LEI	MYO SP	PLE AUR	NYC SP	NSL	RHI HIP	RHI FER
120 to -91mins	0	0	19	7	0	0	0	0	0	1	0	0	1	0
90 to -61mins	0	0	52	21	0	0	0	0	0	0	0	0	0	0
Sub Total	0	0	71	28	0	0	0	0	0	1	0	0	1	0
60 to -31mins	0	0	11	46	2	0	2	0	0	0	0	0	0	0
30 to SR	0	0	0	7	0	0	0	0	0	0	0	0	0	0
Sub Total	0	0	11	53	2	0	2	0	0	0	0	0	0	0
Total	0	0	763	251	5	0	46	0	11	1	1	0	2	0

Table G.56 - Summary of hedgerow 287 Static data from Spring 2022

Bat Species	BAR BAR	EPT SER	PIP PIP	PIP PYG	PIP SP	PIP NAT	NYC NOC	NYC LEI	MYO SP	PLE AUR	NYC SP	NSL	RHI HIP	RHI FER
SS to +30mins	0	0	188	15	0	0	0	0	0	0	0	0	0	0
31 to +60mins	0	0	206	6	0	0	0	0	0	0	0	0	0	0
Sub Total	0	0	394	21	0	0	0	0	0	0	0	0	0	0
61 to +90mins	0	0	45	0	0	0	3	0	0	0	0	0	0	0
91 to +120mins	0	0	15	1	0	0	0	0	0	0	0	0	0	0
Sub Total	0	0	60	1	0	0	3	0	0	0	0	0	0	0
SS+121mins to SR-121mins	0	0	6	26	0	0	0	0	2	0	0	0	0	0
120 to -91mins	0	0	0	0	0	0	0	0	0	0	0	0	0	0
90 to -61mins	0	0	0	0	0	0	0	0	0	0	0	0	0	0
Sub Total	0	0	0	0	0	0	0	0	0	0	0	0	0	0
60 to -31mins	0	0	0	0	0	0	0	0	0	0	0	0	0	0
30 to SR	0	0	0	0	0	0	0	0	0	0	0	0	0	0
Sub Total	0	0	0	0	0	0	0	0	0	0	0	0	0	0
Total	0	0	460	48	0	0	3	0	2	0	0	0	0	0

Table G.57 - Summary of hedgerow 305 Static data from Spring 2022

Bat Species	BAR BAR	EPT SER	PIP PIP	PIP PYG	PIP SP	PIP NAT	NYC NOC	NYC LEI	MYO SP	PLE AUR	NYC SP	NSL	RHI HIP	RHI FER
SS to +30mins	0	0	5	0	0	0	0	0	0	0	0	0	0	0
31 to +60mins	0	0	176	4	0	0	4	0	0	0	0	0	0	0
Sub Total	0	0	181	4	0	0	4	0	0	0	0	0	0	0
61 to +90mins	0	0	106	2	0	0	2	0	0	0	0	0	0	0
91 to +120mins	0	0	92	2	1	0	0	0	0	0	0	0	0	0
Sub Total	0	0	198	4	1	0	2	0	0	0	0	0	0	0
SS+121mins to SR-121mins	0	0	145	5	0	0	3	0	0	0	0	0	0	0
120 to -91mins	0	0	0	0	0	0	0	0	0	0	0	0	0	0
90 to -61mins	0	0	9	1	0	0	0	0	0	0	0	0	0	0
Sub Total	0	0	9	1	0	0	0	0	0	0	0	0	0	0
60 to -31mins	0	0	19	0	0	0	0	0	0	0	0	0	0	0
30 to SR	0	0	0	0	0	0	0	0	0	0	0	0	0	0
Sub Total	0	0	19	0	0	0	0	0	0	0	0	0	0	0
Total	0	0	552	14	1	0	9	0	0	0	0	0	0	0

Table G.58 - Summary of hedgerow 306 Static data from Spring 2022

Bat Species	BAR BAR	EPT SER	PIP PIP	PIP PYG	PIP SP	PIP NAT	NYC NOC	NYC LEI	MYO SP	PLE AUR	NYC SP	NSL	RHI HIP	RHI FER
SS to +30mins	0	0	1	0	0	0	1	0	0	0	0	0	0	0
31 to +60mins	0	0	64	2	0	0	2	0	0	0	0	0	0	0
Sub Total	0	0	65	2	0	0	3	0	0	0	0	0	0	0

Bat Species	BAR BAR	EPT SER	PIP PIP	PIP PYG	PIP SP	PIP NAT	NYC NOC	NYC LEI	MYO SP	PLE AUR	NYC SP	NSL	RHI HIP	RHI FER
61 to +90mins	0	0	26	1	0	0	1	0	0	0	0	0	0	0
91 to +120mins	0	0	18	5	1	0	2	0	0	0	0	0	0	0
Sub Total	0	0	44	6	1	0	3	0	0	0	0	0	0	0
SS+121mins to SR-121mins	0	0	45	8	0	0	2	0	0	0	0	0	0	0
120 to -91mins	0	0	0	0	0	0	0	0	0	0	0	0	0	0
90 to -61mins	0	0	2	0	0	0	0	0	0	0	0	0	0	0
Sub Total	0	0	2	0	0	0	0	0	0	0	0	0	0	0
60 to -31mins	0	0	2	0	0	0	0	0	0	0	1	0	0	0
30 to SR	0	0	0	0	0	0	0	0	0	0	0	0	0	0
Sub Total	0	0	2	0	0	0	0	0	0	0	1	0	0	0
Total	0	0	158	16	1	0	8	0	0	0	1	0	0	0

Table G.59 - Summary of hedgerow 342 Static data from Spring 2022

Bat Species	BAR BAR	EPT SER	PIP PIP	PIP PYG	PIP SP	PIP NAT	NYC NOC	NYC LEI	MYO SP	PLE AUR	NYC SP	NSL	RHI HIP	RHI FER
SS to +30mins	0	0	5	0	0	0	3	0	0	0	0	0	0	0
31 to +60mins	0	0	143	2	0	0	10	0	0	0	0	0	0	0
Sub Total	0	0	148	2	0	0	13	0	0	0	0	0	0	0
61 to +90mins	0	0	328	3	0	0	11	0	1	0	0	0	0	0
91 to +120mins	0	0	372	6	0	0	5	0	0	0	0	0	0	0
Sub Total	0	0	700	9	0	0	16	0	1	0	0	0	0	0
SS+121mins to SR-121mins	0	0	1028	14	1	0	7	0	3	0	0	0	0	0
120 to -91mins	0	0	2	0	0	0	0	0	0	0	0	0	0	0
90 to -61mins	0	0	1	1	0	0	0	0	0	0	0	0	0	0
Sub Total	0	0	3	1	0	0	0	0	0	0	0	0	0	0

Bat Species	BAR BAR	EPT SER	PIP PIP	PIP PYG	PIP SP	PIP NAT	NYC NOC	NYC LEI	MYO SP	PLE AUR	NYC SP	NSL	RHI HIP	RHI FER
60 to -31mins	0	0	2	0	0	0	0	0	0	0	0	0	0	0
30 to SR	0	0	0	0	0	0	0	0	0	0	0	0	0	0
Sub Total	0	0	2	0	0	0	0	0	0	0	0	0	0	0
Total	0	0	1881	26	1	0	36	0	4	0	0	0	0	0

Table G.60 - Summary of hedgerow 343 Static data from Spring 2022

Bat Species	BAR BAR	EPT SER	PIP PIP	PIP PYG	PIP SP	PIP NAT	NYC NOC	NYC LEI	MYO SP	PLE AUR	NYC SP	NSL	RHI HIP	RHI FER
SS to +30mins	0	0	1	3	0	0	0	0	0	0	0	0	0	0
31 to +60mins	0	0	300	9	0	1	5	0	1	0	0	0	0	0
Sub Total	0	0	301	12	0	1	5	0	1	0	0	0	0	0
61 to +90mins	0	0	290	6	1	0	9	0	0	0	0	0	0	0
91 to +120mins	0	0	258	2	1	0	3	0	0	0	0	0	0	0
Sub Total	0	0	548	8	2	0	12	0	0	0	0	0	0	0
SS+121mins to SR-121mins	0	0	795	19	7	0	0	0	0	0	0	0	0	0
120 to -91mins	0	0	0	0	0	0	0	0	0	0	0	0	0	0
90 to -61mins	0	0	1	0	0	0	0	0	0	0	0	0	0	0
Sub Total	0	0	1	0	0	0	0	0	0	0	0	0	0	0
60 to -31mins	0	0	0	0	0	0	0	0	0	0	0	0	0	0
30 to SR	0	0	0	0	0	0	0	0	0	0	0	0	0	0
Sub Total	0	0	0	0	0	0	0	0	0	0	0	0	0	0
Total	0	0	1645	39	9	1	17	0	1	0	0	0	0	0

Table G.61 - Summary of hedgerow 348 Static data from Spring 2022

Bat Species	BAR BAR	EPT SER	PIP PIP	PIP PYG	PIP SP	PIP NAT	NYC NOC	NYC LEI	MYO SP	PLE AUR	NYC SP	NSL	RHI HIP	RHI FER
SS to +30mins	0	0	0	0	0	0	1	0	0	0	0	0	0	0
31 to +60mins	0	0	128	26	7	0	14	2	18	2	0	0	0	0
Sub Total	0	0	128	26	7	0	15	2	18	2	0	0	0	0
61 to +90mins	0	0	299	147	1	0	7	0	22	2	0	0	0	0
91 to +120mins	0	0	311	77	0	0	1	0	1	1	0	0	0	0
Sub Total	0	0	610	224	1	0	8	0	23	3	0	0	0	0
SS+121mins to SR-121mins	0	0	562	23	0	0	5	0	4	0	0	0	8	0
120 to -91mins	0	0	0	1	0	0	0	0	0	0	0	0	0	0
90 to -61mins	0	0	0	1	0	0	0	0	0	0	0	0	0	0
Sub Total	0	0	0	2	0	0	0	0	0	0	0	0	0	0
60 to -31mins	0	0	0	1	0	0	0	0	0	0	0	0	0	0
30 to SR	0	0	0	0	0	0	0	0	0	0	0	0	0	0
Sub Total	0	0	0	1	0	0	0	0	0	0	0	0	0	0
Total	0	0	1300	276	8	0	28	2	45	5	0	0	8	0

Table G.62 - Summary of hedgerow 351 Static data from Spring 2022

Bat Species	BAR BAR	EPT SER	PIP PIP	PIP PYG	PIP SP	PIP NAT	NYC NOC	NYC LEI	MYO SP	PLE AUR	NYC SP	NSL	RHI HIP	RHI FER
SS to +30mins	0	0	0	0	0	0	1	0	0	0	0	0	0	0
31 to +60mins	0	0	37	83	0	0	9	0	0	1	0	0	0	0
Sub Total	0	0	37	83	0	0	10	0	0	1	0	0	0	0
61 to +90mins	0	0	38	173	0	0	1	0	0	1	0	0	0	0
91 to +120mins	0	0	197	103	0	0	1	0	0	0	0	0	0	0
Sub Total	0	0	235	276	0	0	2	0	0	1	0	0	0	0

Bat Species	BAR BAR	EPT SER	PIP PIP	PIP PYG	PIP SP	PIP NAT	NYC NOC	NYC LEI	MYO SP	PLE AUR	NYC SP	NSL	RHI HIP	RHI FER
SS+121mins to SR-121mins	0	0	223	652	0	0	1	0	3	0	0	0	0	0
120 to -91mins	0	0	0	0	0	0	0	0	0	0	0	0	0	0
90 to -61mins	0	0	0	38	0	0	0	0	0	0	0	0	0	0
Sub Total	0	0	0	38	0	0	0	0	0	0	0	0	0	0
60 to -31mins	0	0	0	3	0	0	0	0	0	0	0	0	0	0
30 to SR	0	0	0	0	0	0	0	0	0	0	0	0	0	0
Sub Total	0	0	0	3	0	0	0	0	0	0	0	0	0	0
Total	0	0	495	1052	0	0	13	0	3	2	0	0	0	0

Table G.63 - Summary of hedgerow 353 Static data from Spring 2022

Bat Species	BAR BAR	EPT SER	PIP PIP	PIP PYG	PIP SP	PIP NAT	NYC NOC	NYC LEI	MYO SP	PLE AUR	NYC SP	NSL	RHI HIP	RHI FER
SS to +30mins	0	0	0	1	0	0	2	0	0	0	0	0	0	0
31 to +60mins	0	0	17	12	1	0	3	0	0	0	0	0	0	0
Sub Total	0	0	17	13	1	0	5	0	0	0	0	0	0	0
61 to +90mins	0	0	7	4	0	0	4	0	0	1	0	0	0	0
91 to +120mins	0	0	19	4	0	0	2	0	0	1	0	0	0	0
Sub Total	0	0	26	8	0	0	6	0	0	2	0	0	0	0
SS+121mins to SR-121mins	0	0	23	19	0	0	3	1	7	0	0	0	3	0
120 to -91mins	0	0	0	0	0	0	0	0	0	0	0	0	0	0
90 to -61mins	0	0	1	3	0	0	0	0	0	0	0	0	0	0
Sub Total	0	0	1	3	0	0	0	0	0	0	0	0	0	0
60 to -31mins	0	0	0	1	0	0	0	0	0	0	0	0	0	0
30 to SR	0	0	0	0	0	0	0	0	0	0	0	0	0	0
Sub Total	0	0	0	1	0	0	0	0	0	0	0	0	0	0

Bat Species	BAR BAR	EPT SER	PIP PIP	PIP PYG	PIP SP	PIP NAT	NYC NOC	NYC LEI	MYO SP	PLE AUR	NYC SP	NSL	RHI HIP	RHI FER
Total	0	0	67	44	1	0	14	1	7	2	0	0	3	0

Table G.64 - Summary of hedgerow 354 Static data from Spring 2022

Bat Species	BAR BAR	EPT SER	PIP PIP	PIP PYG	PIP SP	PIP NAT	NYC NOC	NYC LEI	MYO SP	PLE AUR	NYC SP	NSL	RHI HIP	RHI FER
SS to +30mins	0	0	2	3	0	0	1	0	0	0	0	0	0	0
31 to +60mins	0	0	164	162	0	0	3	0	3	0	0	0	0	0
Sub Total	0	0	166	165	0	0	4	0	3	0	0	0	0	0
61 to +90mins	0	0	228	74	0	0	1	0	9	0	0	0	0	0
91 to +120mins	0	0	193	46	1	0	0	0	4	1	0	0	0	0
Sub Total	0	0	421	120	1	0	1	0	13	1	0	0	0	0
SS+121mins to SR-121mins	0	0	187	49	0	0	2	0	4	0	0	0	0	0
120 to -91mins	0	0	2	2	0	0	0	0	0	0	0	0	0	0
90 to -61mins	0	0	0	11	0	0	0	0	1	0	0	0	0	0
Sub Total	0	0	2	13	0	0	0	0	1	0	0	0	0	0
60 to -31mins	0	0	3	6	0	0	0	0	0	0	0	0	0	0
30 to SR	0	0	0	1	0	0	0	0	0	0	0	0	0	0
Sub Total	0	0	3	7	0	0	0	0	0	0	0	0	0	0
Total	0	0	779	354	1	0	7	0	21	1	0	0	0	0

Table G.65 - Summary of hedgerow 369 Static data from Spring 2022

Bat Species	BAR BAR	EPT SER	PIP PIP	PIP PYG	PIP SP	PIP NAT	NYC NOC	NYC LEI	MYO SP	PLE AUR	NYC SP	NSL	RHI HIP	RHI FER
SS to +30mins	0	0	1	0	0	0	0	0	0	0	0	0	0	0

Bat Species	BAR BAR	EPT SER	PIP PIP	PIP PYG	PIP SP	PIP NAT	NYC NOC	NYC LEI	MYO SP	PLE AUR	NYC SP	NSL	RHI HIP	RHI FER
31 to +60mins	0	0	3	0	0	0	2	0	0	0	0	0	0	0
Sub Total	0	0	4	0	0	0	2	0	0	0	0	0	0	0
61 to +90mins	0	0	0	2	0	0	2	0	0	0	0	0	0	0
91 to +120mins	0	0	4	3	0	0	2	0	0	0	0	0	0	0
Sub Total	0	0	4	5	0	0	4	0	0	0	0	0	0	0
SS+121mins to SR-121mins	0	0	21	21	4	0	19	0	2	0	0	0	1	0
120 to -91mins	0	0	3	1	3	0	0	0	0	0	0	0	0	0
90 to -61mins	0	0	3	2	1	0	1	0	1	0	0	0	0	0
Sub Total	0	0	6	3	4	0	1	0	1	0	0	0	0	0
60 to -31mins	0	0	3	1	0	0	0	0	0	0	0	0	0	0
30 to SR	0	0	0	0	0	0	0	0	0	0	0	0	0	0
Sub Total	0	0	3	1	0	0	0	0	0	0	0	0	0	0
Total	0	0	38	30	8	0	26	0	3	0	0	0	1	0

Table G.66 - Summary of hedgerow 374 Static data from Spring 2022

Bat Species	BAR BAR	EPT SER	PIP PIP	PIP PYG	PIP SP	PIP NAT	NYC NOC	NYC LEI	MYO SP	PLE AUR	NYC SP	NSL	RHI HIP	RHI FER
SS to +30mins	0	0	17	20	19	0	1	0	0	0	0	0	0	0
31 to +60mins	0	0	217	23	61	0	0	0	0	1	0	0	0	0
Sub Total	0	0	234	43	80	0	1	0	0	1	0	0	0	0
61 to +90mins	0	0	283	46	33	1	3	0	3	1	0	0	0	0
91 to +120mins	0	0	200	76	47	0	0	0	6	0	0	0	0	0
Sub Total	0	0	483	122	80	1	3	0	9	1	0	0	0	0
SS+121mins to SR-121mins	0	0	942	268	491	10	1	0	51	1	0	0	0	0

Bat Species	BAR BAR	EPT SER	PIP PIP	PIP PYG	PIP SP	PIP NAT	NYC NOC	NYC LEI	MYO SP	PLE AUR	NYC SP	NSL	RHI HIP	RHI FER
120 to -91mins	0	0	67	12	10	0	0	0	1	0	0	0	0	0
90 to -61mins	0	0	91	1	20	0	0	0	1	0	0	0	0	0
Sub Total	0	0	158	13	30	0	0	0	2	0	0	0	0	0
60 to -31mins	0	0	43	0	14	0	0	0	0	0	0	0	0	0
30 to SR	0	0	1	1	3	0	0	0	0	0	0	0	0	0
Sub Total	0	0	44	1	17	0	0	0	0	0	0	0	0	0
Total	0	0	1861	447	698	11	5	0	62	3	0	0	0	0

Table G.67 - Summary of hedgerow 377 Static data from Spring 2022

Bat Species	BAR BAR	EPT SER	PIP PIP	PIP PYG	PIP SP	PIP NAT	NYC NOC	NYC LEI	MYO SP	PLE AUR	NSL	RHI HIP	RHI FER
SS to +30mins	0	0	93	14	0	0	0	0	0	0	0	0	0
31 to +60mins	0	0	253	104	0	0	0	0	0	0	0	0	0
Sub Total	0	0	346	118	0	0	0	0	0	0	0	0	0
61 to +90mins	0	0	128	78	0	0	1	0	0	0	0	0	0
91 to +120mins	0	0	113	11	0	0	0	0	1	0	0	0	0
Sub Total	0	0	241	89	0	0	1	0	1	0	0	0	0
SS+121mins to SR-121mins	0	0	107	5	0	0	0	0	1	2	0	0	0
120 to -91mins	0	0	0	0	0	0	0	0	0	0	0	0	0
90 to -61mins	0	0	2	0	0	0	0	0	0	0	0	0	0
Sub Total	0	0	2	0	0	0	0	0	0	0	0	0	0
60 to -31mins	0	0	5	0	0	0	0	0	0	0	0	0	0
30 to SR	0	0	2	0	0	0	0	0	0	0	0	0	0
Sub Total	0	0	7	0	0	0	0	0	0	0	0	0	0
Total	0	0	703	212	0	0	1	0	2	2	0	0	0

Table G.68 - Summary of hedgerow 378 Static data from Spring 2022

Bat Species	BAR BAR	EPT SER	PIP PIP	PIP PYG	PIP SP	PIP NAT	NYC NOC	NYC LEI	MYO SP	PLE AUR	NYC SP	NSL	RHI HIP	RHI FER
SS to +30mins	0	0	17	2	0	0	0	0	0	0	0	0	0	0
31 to +60mins	0	0	124	6	1	0	0	0	0	0	0	0	0	0
Sub Total	0	0	141	8	1	0	0	0	0	0	0	0	0	0
61 to +90mins	0	0	43	8	0	0	0	0	0	0	0	0	0	0
91 to +120mins	0	0	44	1	2	0	0	0	0	0	0	0	0	0
Sub Total	0	0	87	9	2	0	0	0	0	0	0	0	0	0
SS+121mins to SR-121mins	0	0	32	12	0	0	0	0	3	1	0	0	0	0
120 to -91mins	0	0	0	0	0	0	0	0	0	0	0	0	0	0
90 to -61mins	0	0	3	0	0	0	0	0	0	0	0	0	0	0
Sub Total	0	0	3	0	0	0	0	0	0	0	0	0	0	0
60 to -31mins	0	0	11	0	0	0	0	0	0	0	0	0	0	0
30 to SR	0	0	4	0	0	0	0	0	0	0	0	0	0	0
Sub Total	0	0	15	0	0	0	0	0	0	0	0	0	0	0
Total	0	0	278	29	3	0	0	0	3	1	0	0	0	0

Table G.69 - Summary of hedgerow 394 Static data from Spring 2022

Bat Species	BAR BAR	EPT SER	PIP PIP	PIP PYG	PIP SP	PIP NAT	NYC NOC	NYC LEI	MYO SP	PLE AUR	NYC SP	NSL	RHI HIP	RHI FER
SS to +30mins	0	0	0	7	0	0	0	0	0	0	0	0	0	0
31 to +60mins	0	0	15	4	0	0	1	0	0	0	0	0	0	0
Sub Total	0	0	15	11	0	0	1	0	0	0	0	0	0	0

Bat Species	BAR BAR	EPT SER	PIP PIP	PIP PYG	PIP SP	PIP NAT	NYC NOC	NYC LEI	MYO SP	PLE AUR	NYC SP	NSL	RHI HIP	RHI FER
61 to +90mins	0	0	8	7	0	0	0	0	4	1	0	0	1	0
91 to +120mins	0	0	3	6	1	0	0	0	17	1	0	0	0	0
Sub Total	0	0	11	13	1	0	0	0	21	2	0	0	1	0
SS+121mins to SR-121mins	0	0	13	4	0	0	0	0	45	1	0	0	0	0
120 to -91mins	0	0	0	0	0	0	0	0	0	0	0	0	0	0
90 to -61mins	0	0	0	0	0	0	0	0	1	0	0	0	0	0
Sub Total	0	0	0	0	0	0	0	0	1	0	0	0	0	0
60 to -31mins	0	0	0	0	0	0	0	0	0	0	0	0	0	0
30 to SR	0	0	0	0	0	0	0	0	0	0	0	0	0	0
Sub Total	0	0	0	0	0	0	0	0	0	0	0	0	0	0
Total	0	0	39	28	1	0	1	0	67	3	0	0	1	0

Table G.70 - Summary of hedgerow 396 Static data from Spring 2022

Bat Species	BAR BAR	EPT SER	PIP PIP	PIP PYG	PIP SP	PIP NAT	NYC NOC	NYC LEI	MYO SP	PLE AUR	NYC SP	NSL	RHI HIP	RHI FER
SS to +30mins	0	0	0	0	0	0	0	0	0	0	0	0	0	0
31 to +60mins	0	0	2	1	0	0	1	0	0	0	0	0	0	0
Sub Total	0	0	2	1	0	0	1	0	0	0	0	0	0	0
61 to +90mins	0	0	2	4	1	0	1	0	8	2	0	0	0	0
91 to +120mins	0	0	5	3	0	0	0	0	17	0	0	0	0	0
Sub Total	0	0	7	7	1	0	1	0	25	2	0	0	0	0
SS+121mins to SR-121mins	0	0	3	2	0	0	0	0	54	1	0	0	2	0
120 to -91mins	0	0	0	0	0	0	0	0	0	0	0	0	0	0

Bat Species	BAR BAR	EPT SER	PIP PIP	PIP PYG	PIP SP	PIP NAT	NYC NOC	NYC LEI	MYO SP	PLE AUR	NYC SP	NSL	RHI HIP	RHI FER
90 to -61mins	0	0	0	0	0	0	0	0	1	0	0	0	0	0
Sub Total	0	0	0	0	0	0	0	0	1	0	0	0	0	0
60 to -31mins	0	0	0	0	0	0	0	0	0	0	0	0	0	0
30 to SR	0	0	0	0	0	0	0	0	0	0	0	0	0	0
Sub Total	0	0	0	0	0	0	0	0	0	0	0	0	0	0
Total	0	0	12	10	1	0	2	0	80	3	0	0	2	0

Table G.71 - Summary of hedgerow 398 Static data from Spring 2022

Bat Species	BAR BAR	EPT SER	PIP PIP	PIP PYG	PIP SP	PIP NAT	NYC NOC	NYC LEI	MYO SP	PLE AUR	NYC SP	NSL	RHI HIP	RHI FER
SS to +30mins	0	0	0	0	0	0	0	0	0	0	0	0	0	0
31 to +60mins	0	0	5	17	2	0	1	0	4	0	0	0	0	0
Sub Total	0	0	5	17	2	0	1	0	4	0	0	0	0	0
61 to +90mins	0	3	78	41	5	0	3	0	6	12	0	0	0	0
91 to +120mins	0	0	267	12	13	0	1	0	10	24	0	0	0	0
Sub Total	0	3	345	53	18	0	4	0	16	36	0	0	0	0
SS+121mins to SR-121mins	0	0	1152	190	434	0	3	0	149	54	0	0	0	0
120 to -91mins	0	0	200	25	9	0	0	0	31	3	0	0	0	0
90 to -61mins	0	0	122	58	10	0	0	0	43	0	0	0	1	0
Sub Total	0	0	322	83	19	0	0	0	74	3	0	0	1	0
60 to -31mins	0	0	11	11	3	0	0	0	2	2	0	0	0	0
30 to SR	0	0	0	0	0	0	0	0	0	0	0	0	0	0
Sub Total	0	0	11	11	3	0	0	0	2	2	0	0	0	0
Total	0	3	1835	354	476	0	8	0	245	95	0	0	1	0

Table G.72 - Summary of hedgerow 403 Static data from Spring 2022

Bat Species	BAR BAR	EPT SER	PIP PIP	PIP PYG	PIP SP	PIP NAT	NYC NOC	NYC LEI	MYO SP	PLE AUR	NYC SP	NSL	RHI HIP	RHI FER
SS to +30mins	0	0	2	0	0	0	3	0	0	0	0	0	0	0
31 to +60mins	0	0	83	40	5	0	9	0	0	3	0	0	0	0
Sub Total	0	0	85	40	5	0	12	0	0	3	0	0	0	0
61 to +90mins	0	0	122	26	11	0	5	0	7	2	0	0	0	0
91 to +120mins	0	0	176	31	10	0	2	0	18	3	0	0	0	0
Sub Total	0	0	298	57	21	0	7	0	25	5	0	0	0	0
SS+121mins to SR-121mins	0	0	1980	657	233	0	0	0	123	6	0	2	1	0
120 to -91mins	0	0	140	77	17	0	0	0	12	0	0	0	0	0
90 to -61mins	0	0	85	72	19	0	0	0	1	2	0	0	0	0
Sub Total	0	0	225	149	36	0	0	0	13	2	0	0	0	0
60 to -31mins	0	0	23	12	2	0	1	0	3	0	0	0	0	0
30 to SR	0	0	0	0	0	0	3	0	0	0	0	0	0	0
Sub Total	0	0	23	12	2	0	4	0	3	0	0	0	0	0
Total	0	0	2611	915	297	0	23	0	164	16	0	2	1	0

Table G.73 - Summary of hedgerow 413 Static data from Spring 2022

Bat Species	BAR BAR	EPT SER	PIP PIP	PIP PYG	PIP SP	PIP NAT	NYC NOC	NYC LEI	MYO SP	PLE AUR	NYC SP	NSL	RHI HIP	RHI FER
SS to +30mins	0	0	0	0	0	0	1	0	0	0	0	0	0	0
31 to +60mins	0	0	6	9	0	0	6	0	0	0	0	0	0	0
Sub Total	0	0	6	9	0	0	7	0	0	0	0	0	0	0
61 to +90mins	0	0	9	9	0	0	1	0	0	0	0	0	0	0
91 to +120mins	0	0	2	0	0	0	1	0	7	0	0	0	0	0

Bat Species	BAR BAR	EPT SER	PIP PIP	PIP PYG	PIP SP	PIP NAT	NYC NOC	NYC LEI	MYO SP	PLE AUR	NYC SP	NSL	RHI HIP	RHI FER
Sub Total	0	0	11	9	0	0	2	0	7	0	0	0	0	0
SS+121mins to SR-121mins	0	0	8	1	1	0	1	0	31	1	0	0	0	0
120 to -91mins	0	0	0	0	0	0	0	0	0	0	0	0	0	0
90 to -61mins	0	0	0	0	0	0	0	0	0	0	0	0	0	0
Sub Total	0	0	0	0	0	0	0	0	0	0	0	0	0	0
60 to -31mins	0	0	0	0	0	0	0	0	0	0	0	0	0	0
30 to SR	0	0	0	0	0	0	0	0	0	0	0	0	0	0
Sub Total	0	0	0	0	0	0	0	0	0	0	0	0	0	0
Total	0	0	25	19	1	0	10	0	38	1	0	0	0	0

Table G.74 - Summary of hedgerow 414 Static data from Spring 2022

Bat Species	BAR BAR	EPT SER	PIP PIP	PIP PYG	PIP SP	PIP NAT	NYC NOC	NYC LEI	MYO SP	PLE AUR	NYC SP	NSL	RHI HIP	RHI FER
SS to +30mins	0	0	0	1	0	0	0	0	0	0	0	0	0	0
31 to +60mins	0	0	7	3	0	0	2	0	1	0	0	0	0	0
Sub Total	0	0	7	4	0	0	2	0	1	0	0	0	0	0
61 to +90mins	0	0	5	14	0	0	4	0	12	0	0	0	0	0
91 to +120mins	0	0	8	4	0	0	2	0	12	0	0	0	1	0
Sub Total	0	0	13	18	0	0	6	0	24	0	0	0	1	0
SS+121mins to SR-121mins	0	0	13	7	0	0	0	0	78	0	0	0	3	0
120 to -91mins	0	0	0	0	0	0	0	0	1	0	0	0	0	0
90 to -61mins	0	0	0	0	0	0	0	0	0	0	0	0	0	0
Sub Total	0	0	0	0	0	0	0	0	1	0	0	0	0	0
60 to -31mins	0	0	0	1	0	0	0	0	0	0	0	0	0	0
30 to SR	0	0	0	0	0	0	0	0	0	0	0	0	0	0

Bat Species	BAR BAR	EPT SER	PIP PIP	PIP PYG	PIP SP	PIP NAT	NYC NOC	NYC LEI	MYO SP	PLE AUR	NYC SP	NSL	RHI HIP	RHI FER
Sub Total	0	0	0	1	0	0	0	0	0	0	0	0	0	0
Total	0	0	33	30	0	0	8	0	104	0	0	0	4	0

Table G.75 - Summary of hedgerow 416 Static data from Spring 2022

Bat Species	BAR BAR	EPT SER	PIP PIP	PIP PYG	PIP SP	PIP NAT	NYC NOC	NYC LEI	MYO SP	PLE AUR	NYC SP	NSL	RHI HIP	RHI FER
SS to +30mins	0	0	1	3	0	0	2	0	0	0	0	0	0	0
31 to +60mins	0	0	45	24	3	0	7	0	1	0	0	0	0	0
Sub Total	0	0	46	27	3	0	9	0	1	0	0	0	0	0
61 to +90mins	0	0	208	42	0	0	3	0	0	0	1	0	0	0
91 to +120mins	0	0	166	14	0	0	0	0	3	1	1	0	0	0
Sub Total	0	0	374	56	0	0	3	0	3	1	2	0	0	0
SS+121mins to SR-121mins	0	0	97	50	0	0	0	0	9	1	0	0	0	0
120 to -91mins	0	0	0	0	0	0	0	0	0	0	0	0	0	0
90 to -61mins	0	0	0	1	0	0	0	0	0	0	0	0	0	0
Sub Total	0	0	0	1	0	0	0	0	0	0	0	0	0	0
60 to -31mins	0	0	0	1	0	0	0	0	0	0	0	0	0	0
30 to SR	0	0	0	0	0	0	0	0	0	0	0	0	0	0
Sub Total	0	0	0	1	0	0	0	0	0	0	0	0	0	0
Total	0	0	517	135	3	0	12	0	13	2	2	0	0	0

Table G.76 - Summary of hedgerow 419 Static data from Spring 2022

Bat Species	BAR BAR	EPT SER	PIP PIP	PIP PYG	PIP SP	PIP NAT	NYC NOC	NYC LEI	MYO SP	PLE AUR	NYC SP	NSL	RHI HIP	RHI FER
SS to +30mins	0	0	7	10	0	0	0	0	0	0	0	0	0	0
31 to +60mins	0	0	96	64	1	0	10	0	18	13	0	0	0	0
Sub Total	0	0	103	74	1	0	10	0	18	13	0	0	0	0
61 to +90mins	0	0	73	78	0	0	7	0	40	4	0	0	4	0
91 to +120mins	0	0	36	32	1	0	1	0	23	4	0	0	5	0
Sub Total	0	0	109	110	1	0	8	0	63	8	0	0	9	0
SS+121mins to SR-121mins	0	0	16	14	0	0	0	0	66	8	0	0	18	0
120 to -91mins	0	0	0	1	0	0	0	0	3	0	0	0	0	0
90 to -61mins	0	0	0	1	0	0	0	0	1	0	0	0	0	0
Sub Total	0	0	0	2	0	0	0	0	4	0	0	0	0	0
60 to -31mins	0	0	3	6	1	0	0	0	0	0	0	0	0	0
30 to SR	0	0	0	1	0	0	0	0	0	0	0	0	0	0
Sub Total	0	0	3	7	1	0	0	0	0	0	0	0	0	0
Total	0	0	231	207	3	0	18	0	151	29	0	0	27	0

Table G.77 - Summary of hedgerow 420 Static data from Spring 2022

Bat Species	BAR BAR	EPT SER	PIP PIP	PIP PYG	PIP SP	PIP NAT	NYC NOC	NYC LEI	MYO SP	PLE AUR	NYC SP	NSL	RHI HIP	RHI FER
SS to +30mins	0	0	3	14	0	0	0	0	0	0	0	1	0	0
31 to +60mins	0	0	83	81	1	0	9	0	14	6	0	1	0	0
Sub Total	0	0	86	95	1	0	9	0	14	6	0	2	0	0
61 to +90mins	0	0	317	152	0	0	2	0	7	13	0	3	1	0
91 to +120mins	0	0	310	139	2	0	5	0	21	7	0	1	1	0

Bat Species	BAR BAR	EPT SER	PIP PIP	PIP PYG	PIP SP	PIP NAT	NYC NOC	NYC LEI	MYO SP	PLE AUR	NYC SP	NSL	RHI HIP	RHI FER
Sub Total	0	0	627	291	2	0	7	0	28	20	0	4	2	0
SS+121mins to SR-121mins	0	0	1156	126	1	0	0	0	23	14	0	1	15	0
120 to -91mins	0	0	0	0	0	0	0	0	1	0	0	0	0	0
90 to -61mins	0	0	1	31	0	0	0	0	2	0	0	0	0	0
Sub Total	0	0	1	31	0	0	0	0	3	0	0	0	0	0
60 to -31mins	0	0	0	4	0	0	0	0	1	0	0	0	0	0
30 to SR	0	0	0	1	0	0	0	0	0	0	0	0	0	0
Sub Total	0	0	0	5	0	0	0	0	1	0	0	0	0	0
Total	0	0	1870	548	4	0	16	0	69	40	0	7	17	0

Table G.78 - Summary of hedgerow 422 Static data from Spring 2022

Bat Species	BAR BAR	EPT SER	PIP PIP	PIP PYG	PIP SP	PIP NAT	NYC NOC	NYC LEI	MYO SP	PLE AUR	NYC SP	NSL	RHI HIP	RHI FER
SS to +30mins	0	0	0	10	0	0	1	0	0	0	0	0	0	0
31 to +60mins	0	0	119	230	14	0	9	0	0	5	0	0	0	0
Sub Total	0	0	119	240	14	0	10	0	0	5	0	0	0	0
61 to +90mins	0	0	308	351	91	0	1	0	4	2	0	0	0	0
91 to +120mins	0	0	332	262	74	0	2	0	2	0	0	0	0	0
Sub Total	0	0	640	613	165	0	3	0	6	2	0	0	0	0
SS+121mins to SR-121mins	0	0	887	460	75	1	0	0	12	1	0	0	3	0
120 to -91mins	0	0	0	0	0	0	0	0	1	0	0	0	0	0
90 to -61mins	0	0	1	28	1	0	0	0	0	0	0	0	0	0
Sub Total	0	0	1	28	1	0	0	0	1	0	0	0	0	0

Bat Species	BAR BAR	EPT SER	PIP PIP	PIP PYG	PIP SP	PIP NAT	NYC NOC	NYC LEI	MYO SP	PLE AUR	NYC SP	NSL	RHI HIP	RHI FER
60 to -31mins	0	0	0	2	0	0	0	0	0	0	0	0	0	0
30 to SR	0	0	0	0	0	0	0	0	0	0	0	0	0	0
Sub Total	0	0	0	2	0	0	0	0	0	0	0	0	0	0
Total	0	0	1647	1343	255	1	13	0	19	8	0	0	3	0

Table G.79 - Summary of hedgerow 426 Static data from Spring 2022

Bat Species	BAR BAR	EPT SER	PIP PIP	PIP PYG	PIP SP	PIP NAT	NYC NOC	NYC LEI	MYO SP	PLE AUR	NYC SP	NSL	RHI HIP	RHI FER
SS to +30mins	0	0	0	4	1	0	0	0	0	0	0	0	0	0
31 to +60mins	0	0	23	97	5	0	32	0	1	0	2	0	0	0
Sub Total	0	0	23	101	6	0	32	0	1	0	2	0	0	0
61 to +90mins	0	0	114	174	13	0	10	0	14	0	1	0	0	0
91 to +120mins	0	0	79	97	2	0	6	0	20	0	0	0	0	0
Sub Total	0	0	193	271	15	0	16	0	34	0	1	0	0	0
SS+121mins to SR-121mins	0	0	294	477	32	0	8	0	62	3	0	0	0	0
120 to -91mins	0	0	34	33	3	0	0	0	1	1	0	0	1	0
90 to -61mins	0	0	17	22	2	0	0	0	2	0	0	0	0	0
Sub Total	0	0	51	55	5	0	0	0	3	1	0	0	1	0
60 to -31mins	0	0	11	4	2	0	17	0	0	0	0	0	0	0
30 to SR	0	0	0	0	0	0	6	0	0	0	0	0	0	0
Sub Total	0	0	11	4	2	0	23	0	0	0	0	0	0	0
Total	0	0	572	908	60	0	79	0	100	4	3	0	1	0

Table G.80 - Summary of hedgerow 427 Static data from Spring 2022

Bat Species	BAR BAR	EPT SER	PIP PIP	PIP PYG	PIP SP	PIP NAT	NYC NOC	NYC LEI	MYO SP	PLE AUR	NYC SP	NSL	RHI HIP	RHI FER
SS to +30mins	0	0	0	0	0	0	4	0	0	0	0	0	0	0
31 to +60mins	0	0	41	52	12	0	23	0	2	0	0	0	0	0
Sub Total	0	0	41	52	12	0	27	0	2	0	0	0	0	0
61 to +90mins	0	0	147	140	27	0	4	0	3	0	0	0	0	0
91 to +120mins	0	0	116	59	10	0	5	0	2	0	0	0	0	0
Sub Total	0	0	263	199	37	0	9	0	5	0	0	0	0	0
SS+121mins to SR-121mins	0	0	384	343	36	0	2	0	10	1	1	0	0	0
120 to -91mins	0	0	72	42	2	0	0	0	0	0	0	0	0	0
90 to -61mins	0	0	19	68	2	0	1	0	4	0	0	0	0	0
Sub Total	0	0	91	110	4	0	1	0	4	0	0	0	0	0
60 to -31mins	0	0	14	5	1	0	11	0	0	0	0	0	0	0
30 to SR	0	0	0	0	0	0	4	0	0	0	0	0	0	0
Sub Total	0	0	14	5	1	0	15	0	0	0	0	0	0	0
Total	0	0	793	709	90	0	54	0	21	1	1	0	0	0

Table G.81 - Summary of hedgerow 429 Static data from Spring 2022

Bat Species	BAR BAR	EPT SER	PIP PIP	PIP PYG	PIP SP	PIP NAT	NYC NOC	NYC LEI	MYO SP	PLE AUR	NYC SP	NSL	RHI HIP	RHI FER
SS to +30mins	0	0	1	1	0	0	11	0	0	0	0	0	0	0
31 to +60mins	0	0	45	126	1	0	10	0	11	1	0	0	0	0
Sub Total	0	0	46	127	1	0	21	0	11	1	0	0	0	0

Bat Species	BAR BAR	EPT SER	PIP PIP	PIP PYG	PIP SP	PIP NAT	NYC NOC	NYC LEI	MYO SP	PLE AUR	NYC SP	NSL	RHI HIP	RHI FER
61 to +90mins	0	0	139	225	2	0	17	0	163	1	1	0	0	0
91 to +120mins	0	0	115	330	1	0	5	0	129	2	1	0	0	0
Sub Total	0	0	254	555	3	0	22	0	292	3	2	0	0	0
SS+121mins to SR-121mins	0	0	1251	2933	12	0	5	0	1514	2	1	0	4	0
120 to -91mins	0	0	189	386	2	0	1	0	188	0	0	0	2	0
90 to -61mins	0	0	85	409	1	0	0	0	37	0	0	0	0	0
Sub Total	0	0	274	795	3	0	1	0	225	0	0	0	2	0
60 to -31mins	0	0	13	154	0	0	6	0	1	0	0	0	0	0
30 to SR	0	0	0	0	0	0	1	0	0	0	0	0	0	0
Sub Total	0	0	13	154	0	0	7	0	1	0	0	0	0	0
Total	0	0	1838	4564	19	0	56	0	2043	6	3	0	6	0

Table G.82 - Summary of hedgerow 434 Static data from Spring 2022

Bat Species	BAR BAR	EPT SER	PIP PIP	PIP PYG	PIP SP	PIP NAT	NYC NOC	NYC LEI	MYO SP	PLE AUR	NYC SP	NSL	RHI HIP	RHI FER
SS to +30mins	0	0	0	0	0	0	30	0	0	0	0	0	0	0
31 to +60mins	0	0	36	58	3	0	11	0	2	0	0	0	0	0
Sub Total	0	0	36	58	3	0	41	0	2	0	0	0	0	0
61 to +90mins	0	0	225	117	2	0	5	0	10	0	0	0	0	0
91 to +120mins	0	0	173	23	2	0	6	0	1	1	0	0	0	0
Sub Total	0	0	398	140	4	0	11	0	11	1	0	0	0	0
SS+121mins to SR-121mins	0	0	968	289	6	0	6	0	16	3	0	0	4	0
120 to -91mins	0	0	111	77	3	0	0	0	0	0	0	0	1	0
90 to -61mins	0	0	43	22	1	0	0	0	7	0	0	0	0	0
Sub Total	0	0	154	99	4	0	0	0	7	0	0	0	1	0

Bat Species	BAR BAR	EPT SER	PIP PIP	PIP PYG	PIP SP	PIP NAT	NYC NOC	NYC LEI	MYO SP	PLE AUR	NYC SP	NSL	RHI HIP	RHI FER
60 to -31mins	0	0	4	15	0	0	9	0	1	0	0	0	0	0
30 to SR	0	0	0	0	0	0	1	0	0	0	0	0	0	0
Sub Total	0	0	4	15	0	0	10	0	1	0	0	0	0	0
Total	0	0	1560	601	17	0	68	0	37	4	0	0	5	0

Table G.83 - Summary of hedgerow 438 Static data from Spring 2022

Bat Species	BAR BAR	EPT SER	PIP PIP	PIP PYG	PIP SP	PIP NAT	NYC NOC	NYC LEI	MYO SP	PLE AUR	NYC SP	NSL	RHI HIP	RHI FER
SS to +30mins	0	0	2	2	0	0	21	0	0	0	0	0	0	0
31 to +60mins	0	0	25	22	0	0	20	0	3	0	0	0	0	0
Sub Total	0	0	27	24	0	0	41	0	3	0	0	0	0	0
61 to +90mins	0	0	96	53	5	0	13	0	6	0	0	0	0	0
91 to +120mins	0	0	92	25	15	0	4	0	3	0	1	0	0	0
Sub Total	0	0	188	78	20	0	17	0	9	0	1	0	0	0
SS+121mins to SR-121mins	0	0	837	268	41	0	7	0	16	4	0	0	0	0
120 to -91mins	0	0	120	69	5	0	1	0	1	3	0	0	0	0
90 to -61mins	0	0	56	55	11	0	2	0	10	0	0	0	1	0
Sub Total	0	0	176	124	16	0	3	0	11	3	0	0	1	0
60 to -31mins	0	0	23	2	5	0	23	0	4	7	0	0	0	0
30 to SR	0	0	0	0	0	0	3	0	0	0	0	0	0	0
Sub Total	0	0	23	2	5	0	26	0	4	7	0	0	0	0
Total	0	0	1251	496	82	0	94	0	43	14	1	0	1	0

Table G.84 - Summary of hedgerow 482 Static data from Spring 2022

Bat Species	BAR BAR	EPT SER	PIP PIP	PIP PYG	PIP SP	PIP NAT	NYC NOC	NYC LEI	MYO SP	PLE AUR	NYC SP	NSL	RHI HIP	RHI FER
SS to +30mins	0	0	13	23	35	0	3	0	0	0	0	0	0	0
31 to +60mins	0	0	95	82	303	10	1	0	18	0	0	0	0	0
Sub Total	0	0	108	105	338	10	4	0	18	0	0	0	0	0
61 to +90mins	0	0	64	13	295	20	4	0	9	1	0	0	0	0
91 to +120mins	0	0	54	15	147	19	2	0	4	2	0	0	0	0
Sub Total	0	0	118	28	442	39	6	0	13	3	0	0	0	0
SS+121mins to SR-121mins	0	0	94	45	241	52	10	0	12	1	0	0	0	0
120 to -91mins	0	0	1	0	0	0	1	0	0	0	0	0	0	0
90 to -61mins	0	0	1	1	1	0	0	0	1	1	0	0	0	0
Sub Total	0	0	2	1	1	0	1	0	1	1	0	0	0	0
60 to -31mins	0	0	1	5	0	0	0	0	0	0	0	0	0	0
30 to SR	0	0	0	0	0	0	0	0	0	0	0	0	0	0
Sub Total	0	0	1	5	0	0	0	0	0	0	0	0	0	0
Total	0	0	323	184	1022	101	21	0	44	5	0	0	0	0

Table G.85 - Summary of hedgerow 489 Static data from Spring 2022

Bat Species	BAR BAR	EPT SER	PIP PIP	PIP PYG	PIP SP	PIP NAT	NYC NOC	NYC LEI	MYO SP	PLE AUR	NYC SP	NSL	RHI HIP	RHI FER
SS to +30mins	0	0	11	22	1	0	34	0	0	0	0	5	0	0
31 to +60mins	0	0	176	51	4	0	9	0	19	8	0	0	0	0
Sub Total	0	0	187	73	5	0	43	0	19	8	0	5	0	0
61 to +90mins	0	0	244	18	3	0	11	0	7	8	0	5	0	0
91 to +120mins	0	0	155	7	1	0	3	0	2	10	0	0	0	0
Sub Total	0	0	399	25	4	0	14	0	9	18	0	5	0	0

Bat Species	BAR BAR	EPT SER	PIP PIP	PIP PYG	PIP SP	PIP NAT	NYC NOC	NYC LEI	MYO SP	PLE AUR	NYC SP	NSL	RHI HIP	RHI FER
SS+121mins to SR-121mins	0	0	349	32	11	0	14	0	27	26	0	3	0	0
120 to -91mins	0	0	4	0	0	0	0	0	1	1	0	0	0	0
90 to -61mins	0	0	4	0	0	0	0	0	4	1	0	0	0	0
Sub Total	0	0	8	0	0	0	0	0	5	2	0	0	0	0
60 to -31mins	0	0	2	5	1	0	1	0	0	1	0	0	0	0
30 to SR	0	0	2	3	0	0	1	0	0	0	0	0	0	0
Sub Total	0	0	4	8	1	0	2	0	0	1	0	0	0	0
Total	0	0	947	138	21	0	73	0	60	55	0	13	0	0

Table G.86 - Summary of hedgerow 491 Static data from Spring 2022

Bat Species	BAR BAR	EPT SER	PIP PIP	PIP PYG	PIP SP	PIP NAT	NYC NOC	NYC LEI	MYO SP	PLE AUR	NYC SP	NSL	RHI HIP	RHI FER
SS to +30mins	0	0	17	55	8	0	15	0	1	0	0	0	0	0
31 to +60mins	0	0	75	107	8	0	2	0	24	10	0	0	0	0
Sub Total	0	0	92	162	16	0	17	0	25	10	0	0	0	0
61 to +90mins	0	0	35	19	3	2	4	0	10	12	0	0	0	0
91 to +120mins	0	0	43	13	7	2	1	0	5	11	0	0	0	0
Sub Total	0	0	78	32	10	4	5	0	15	23	0	0	0	0
SS+121mins to SR-121mins	0	0	144	82	23	3	6	0	27	32	0	0	0	0
120 to -91mins	0	0	12	3	0	0	0	0	4	0	0	0	0	0
90 to -61mins	0	0	11	7	3	0	0	0	11	2	0	0	0	0
Sub Total	0	0	23	10	3	0	0	0	15	2	0	0	0	0
60 to -31mins	0	1	9	16	6	0	0	0	6	1	0	0	0	0

Bat Species	BAR BAR	EPT SER	PIP PIP	PIP PYG	PIP SP	PIP NAT	NYC NOC	NYC LEI	MYO SP	PLE AUR	NYC SP	NSL	RHI HIP	RHI FER
30 to SR	0	0	0	10	2	0	3	0	0	0	0	0	0	0
Sub Total	0	1	9	26	8	0	3	0	6	1	0	0	0	0
Total	0	1	346	312	60	7	31	0	88	68	0	0	0	0

Table G.87 - Summary of hedgerow 657 Static data from Spring 2022

Bat Species	BAR BAR	EPT SER	PIP PIP	PIP PYG	PIP SP	PIP NAT	NYC NOC	NYC LEI	MYO SP	PLE AUR	NYC SP	NSL	RHI HIP	RHI FER
SS to +30mins	0	0	2	1	0	0	8	0	0	0	0	0	0	0
31 to +60mins	0	0	20	4	0	0	2	0	0	1	0	0	0	0
Sub Total	0	0	22	5	0	0	10	0	0	1	0	0	0	0
61 to +90mins	0	0	12	0	1	0	1	0	0	0	0	0	0	0
91 to +120mins	0	0	11	0	1	0	2	0	0	0	0	0	0	0
Sub Total	0	0	23	0	2	0	3	0	0	0	0	0	0	0
SS+121mins to SR-121mins	0	0	13	1	4	0	5	0	0	0	0	0	0	0
120 to -91mins	0	0	1	0	0	0	0	0	0	0	0	0	0	0
90 to -61mins	0	0	2	0	0	0	1	0	0	1	0	0	0	0
Sub Total	0	0	3	0	0	0	1	0	0	1	0	0	0	0
60 to -31mins	0	0	5	0	0	0	1	0	0	0	0	0	0	0
30 to SR	0	0	0	0	0	0	2	0	0	0	0	0	0	0
Sub Total	0	0	5	0	0	0	3	0	0	0	0	0	0	0
Total	0	0	66	6	6	0	22	0	0	2	0	0	0	0

Table G.88 - Summary of hedgerow 710 Static data from Spring 2022

Bat Species	BAR BAR	EPT SER	PIP PIP	PIP PYG	PIP SP	PIP NAT	NYC NOC	NYC LEI	MYO SP	PLE AUR	NYC SP	NSL	RHI HIP	RHI FER
SS to +30mins	0	0	6	0	0	0	0	0	0	0	0	0	0	0
31 to +60mins	0	0	9	1	0	0	0	0	0	0	0	0	0	0
Sub Total	0	0	15	1	0	0	0	0	0	0	0	0	0	0
61 to +90mins	0	0	6	2	0	0	0	0	0	0	0	0	0	0
91 to +120mins	0	0	12	1	0	0	0	0	1	0	0	0	0	0
Sub Total	0	0	18	3	0	0	0	0	1	0	0	0	0	0
SS+121mins to SR-121mins	0	0	28	7	0	0	0	0	0	0	0	0	0	0
120 to -91mins	0	0	2	0	0	0	0	0	0	0	0	0	0	0
90 to -61mins	0	0	1	0	0	0	0	0	0	0	0	0	0	0
Sub Total	0	0	3	0	0	0	0	0	0	0	0	0	0	0
60 to -31mins	0	0	1	0	0	0	0	0	0	0	0	0	0	0
30 to SR	0	0	0	0	0	0	0	0	0	0	0	0	0	0
Sub Total	0	0	1	0	0	0	0	0	0	0	0	0	0	0
Total	0	0	65	11	0	0	0	0	1	0	0	0	0	0

Table G.89 - Summary of hedgerow 791 Static data from Spring 2022

Bat Species	BAR BAR	EPT SER	PIP PIP	PIP PYG	PIP SP	PIP NAT	NYC NOC	NYC LEI	MYO SP	PLE AUR	NYC SP	NSL	RHI HIP	RHI FER
SS to +30mins	0	0	2	0	0	0	50	0	0	0	0	0	0	0
31 to +60mins	0	0	67	3	0	0	43	0	0	0	0	0	0	0
Sub Total	0	0	69	3	0	0	93	0	0	0	0	0	0	0
61 to +90mins	0	0	75	11	1	0	16	0	1	0	0	1	0	0
91 to +120mins	0	0	90	6	2	0	3	0	0	0	0	1	0	0
Sub Total	0	0	165	17	3	0	19	0	1	0	0	2	0	0

Bat Species	BAR BAR	EPT SER	PIP PIP	PIP PYG	PIP SP	PIP NAT	NYC NOC	NYC LEI	MYO SP	PLE AUR	NYC SP	NSL	RHI HIP	RHI FER
SS+121mins to SR-121mins	0	3	674	55	55	7	6	0	3	0	0	0	0	0
120 to -91mins	0	0	33	4	1	0	0	0	0	0	0	0	0	0
90 to -61mins	0	0	139	4	2	0	0	0	1	0	0	0	0	0
Sub Total	0	0	172	8	3	0	0	0	1	0	0	0	0	0
60 to -31mins	0	0	51	1	2	0	0	0	0	0	0	0	0	0
30 to SR	0	0	0	0	0	0	0	0	0	0	0	0	0	0
Sub Total	0	0	51	1	2	0	0	0	0	0	0	0	0	0
Total	0	3	1131	84	63	7	118	0	5	0	0	2	0	0

Table G.90 - Summary of hedgerow 797 Static data from Spring 2022

Bat Species	BAR BAR	EPT SER	PIP PIP	PIP PYG	PIP SP	PIP NAT	NYC NOC	NYC LEI	MYO SP	PLE AUR	NYC SP	NSL	RHI HIP	RHI FER
SS to +30mins	0	0	2	0	0	0	22	0	0	0	0	0	0	0
31 to +60mins	0	0	75	5	0	1	29	0	0	0	0	0	0	0
Sub Total	0	0	77	5	0	1	51	0	0	0	0	0	0	0
61 to +90mins	0	0	108	9	2	2	5	0	0	0	0	0	0	0
91 to +120mins	0	0	56	8	0	1	1	0	0	0	0	0	0	0
Sub Total	0	0	164	17	2	3	6	0	0	0	0	0	0	0
SS+121mins to SR-121mins	0	0	380	29	3	15	88	0	6	2	0	0	0	0
120 to -91mins	0	0	5	0	1	0	3	0	0	0	0	0	0	0
90 to -61mins	0	0	14	0	0	0	3	0	0	0	0	0	0	0
Sub Total	0	0	19	0	1	0	6	0	0	0	0	0	0	0
60 to -31mins	0	0	4	0	0	0	0	0	0	0	0	0	0	0
30 to SR	0	0	0	0	0	0	0	0	0	0	0	0	0	0
Sub Total	0	0	4	0	0	0	0	0	0	0	0	0	0	0

Bat Species	BAR BAR	EPT SER	PIP PIP	PIP PYG	PIP SP	PIP NAT	NYC NOC	NYC LEI	MYO SP	PLE AUR	NYC SP	NSL	RHI HIP	RHI FER
Total	0	0	644	51	6	19	151	0	6	2	0	0	0	0

Table G.91 - Summary of hedgerow 804 Static data from Spring 2022

Bat Species	BAR BAR	EPT SER	PIP PIP	PIP PYG	PIP SP	PIP NAT	NYC NOC	NYC LEI	MYO SP	PLE AUR	NYC SP	NSL	RHI HIP	RHI FER
SS to +30mins	0	0	0	0	0	0	30	0	0	0	0	5	0	0
31 to +60mins	0	0	89	15	3	0	97	0	0	0	0	6	0	0
Sub Total	0	0	89	15	3	0	127	0	0	0	0	11	0	0
61 to +90mins	0	0	130	11	2	0	14	0	0	0	0	0	0	0
91 to +120mins	0	0	58	24	3	0	9	0	1	0	0	0	0	0
Sub Total	0	0	188	35	5	0	23	0	1	0	0	0	0	0
SS+121mins to SR-121mins	0	0	1705	139	87	12	421	0	6	0	0	10	0	0
120 to -91mins	0	0	127	5	2	2	9	0	0	0	0	0	0	0
90 to -61mins	0	0	108	2	0	0	3	0	0	0	0	0	0	0
Sub Total	0	0	235	7	2	2	12	0	0	0	0	0	0	0
60 to -31mins	0	0	55	0	1	0	0	0	0	0	0	0	0	0
30 to SR	0	0	0	0	0	0	0	0	0	0	0	0	0	0
Sub Total	0	0	55	0	1	0	0	0	0	0	0	0	0	0
Total	0	0	2272	196	98	14	583	0	7	0	0	21	0	0

Table G.92 - Summary of hedgerow 808 Static data from Spring 2022

Bat Species	BAR BAR	EPT SER	PIP PIP	PIP PYG	PIP SP	PIP NAT	NYC NOC	NYC LEI	MYO SP	PLE AUR	NYC SP	NSL	RHI HIP	RHI FER
SS to +30mins	0	0	0	0	0	0	26	0	0	0	0	0	0	0

Bat Species	BAR BAR	EPT SER	PIP PIP	PIP PYG	PIP SP	PIP NAT	NYC NOC	NYC LEI	MYO SP	PLE AUR	NYC SP	NSL	RHI HIP	RHI FER
31 to +60mins	0	0	107	1	0	0	44	1	0	0	1	0	0	0
Sub Total	0	0	107	1	0	0	70	1	0	0	1	0	0	0
61 to +90mins	0	0	217	11	4	0	8	0	2	0	0	0	0	0
91 to +120mins	0	0	172	4	3	0	4	0	3	0	0	0	0	0
Sub Total	0	0	389	15	7	0	12	0	5	0	0	0	0	0
SS+121mins to SR-121mins	0	0	760	49	13	0	138	0	16	0	0	0	0	0
120 to -91mins	0	0	38	2	0	0	4	0	0	0	0	0	0	0
90 to -61mins	0	0	19	2	0	0	0	0	0	0	0	0	0	0
Sub Total	0	0	57	4	0	0	4	0	0	0	0	0	0	0
60 to -31mins	0	0	28	4	1	0	0	0	0	0	0	0	0	0
30 to SR	0	0	0	0	0	0	0	0	0	0	0	0	0	0
Sub Total	0	0	28	4	1	0	0	0	0	0	0	0	0	0
Total	0	0	1341	73	21	0	224	1	21	0	1	0	0	0

Table G.93 - Summary of hedgerow 810 Static data from Spring 2022

Bat Species	BAR BAR	EPT SER	PIP PIP	PIP PYG	PIP SP	PIP NAT	NYC NOC	NYC LEI	MYO SP	PLE AUR	NYC SP	NSL	RHI HIP	RHI FER
SS to +30mins	0	0	1	0	0	0	34	0	0	0	0	0	0	0
31 to +60mins	0	0	184	44	5	0	30	0	0	0	0	0	0	0
Sub Total	0	0	185	44	5	0	64	0	0	0	0	0	0	0
61 to +90mins	0	0	231	29	14	0	2	0	1	0	0	0	0	0
91 to +120mins	0	0	115	14	9	0	2	0	39	2	0	0	0	0
Sub Total	0	0	346	43	23	0	4	0	40	2	0	0	0	0
SS+121mins to SR-121mins	0	0	1344	212	203	0	7	0	53	2	0	0	0	0

Bat Species	BAR BAR	EPT SER	PIP PIP	PIP PYG	PIP SP	PIP NAT	NYC NOC	NYC LEI	MYO SP	PLE AUR	NYC SP	NSL	RHI HIP	RHI FER
120 to -91mins	0	0	67	2	7	0	3	0	0	0	0	0	0	0
90 to -61mins	0	0	93	7	15	0	3	0	0	0	0	0	0	0
Sub Total	0	0	160	9	22	0	6	0	0	0	0	0	0	0
60 to -31mins	0	0	37	7	1	0	2	0	0	0	0	0	0	0
30 to SR	0	0	0	0	0	0	0	0	0	0	0	0	0	0
Sub Total	0	0	37	7	1	0	2	0	0	0	0	0	0	0
Total	0	0	2072	315	254	0	83	0	93	4	0	0	0	0

Table G.94 - Summary of hedgerow 811 Static data from Spring 2022

Bat Species	BAR BAR	EPT SER	PIP PIP	PIP PYG	PIP SP	PIP NAT	NYC NOC	NYC LEI	MYO SP	PLE AUR	NYC SP	NSL	RHI HIP	RHI FER
SS to +30mins	0	0	5	0	0	0	35	0	0	0	0	0	0	0
31 to +60mins	0	0	96	49	0	0	12	0	2	0	0	0	0	0
Sub Total	0	0	101	49	0	0	47	0	2	0	0	0	0	0
61 to +90mins	0	0	170	87	1	0	11	0	3	1	0	0	0	0
91 to +120mins	0	0	57	33	6	0	8	0	3	3	0	0	0	0
Sub Total	0	0	227	120	7	0	19	0	6	4	0	0	0	0
SS+121mins to SR-121mins	0	0	1182	479	10	0	4	0	11	10	0	0	0	0
120 to -91mins	0	0	61	26	1	0	0	0	0	0	0	0	0	0
90 to -61mins	0	0	68	10	1	0	2	0	2	0	0	0	0	0
Sub Total	0	0	129	36	2	0	2	0	2	0	0	0	0	0
60 to -31mins	0	0	11	1	0	0	0	0	0	0	0	0	0	0
30 to SR	0	0	0	0	0	0	0	0	0	0	0	0	0	0
Sub Total	0	0	11	1	0	0	0	0	0	0	0	0	0	0
Total	0	0	1650	685	19	0	72	0	21	14	0	0	0	0

Table G.95 - Summary of hedgerow 818 Static data from Spring 2022

Bat Species	BAR BAR	EPT SER	PIP PIP	PIP PYG	PIP SP	PIP NAT	NYC NOC	NYC LEI	MYO SP	PLE AUR	NYC SP	NSL	RHI HIP	RHI FER
SS to +30mins	0	0	17	0	0	0	0	0	0	0	0	0	0	0
31 to +60mins	0	0	415	14	1	1	4	0	0	0	0	0	0	0
Sub Total	0	0	432	14	1	1	4	0	0	0	0	0	0	0
61 to +90mins	0	0	290	18	2	0	7	0	20	0	0	1	0	0
91 to +120mins	0	0	191	9	3	0	0	0	69	0	0	0	0	0
Sub Total	0	0	481	27	5	0	7	0	89	0	0	1	0	0
SS+121mins to SR-121mins	0	0	1212	115	23	4	111	0	639	3	0	3	0	0
120 to -91mins	0	0	128	21	1	0	1	0	64	0	0	0	0	0
90 to -61mins	0	0	155	2	0	0	0	0	8	0	0	0	0	0
Sub Total	0	0	283	23	1	0	1	0	72	0	0	0	0	0
60 to -31mins	0	0	122	0	1	0	0	0	0	0	0	0	0	0
30 to SR	0	0	4	0	0	0	0	0	0	0	0	0	0	0
Sub Total	0	0	126	0	1	0	0	0	0	0	0	0	0	0
Total	0	0	2534	179	31	5	123	0	800	3	0	4	0	0

Table G.96 - Summary of hedgerow 819 Static data from Spring 2022

Bat Species	BAR BAR	EPT SER	PIP PIP	PIP PYG	PIP SP	PIP NAT	NYC NOC	NYC LEI	MYO SP	PLE AUR	NYC SP	NSL	RHI HIP	RHI FER
SS to +30mins	0	0	0	0	0	0	2	0	0	0	0	0	0	0
31 to +60mins	0	0	188	52	1	0	15	0	0	0	0	0	0	0
Sub Total	0	0	188	52	1	0	17	0	0	0	0	0	0	0

Bat Species	BAR BAR	EPT SER	PIP PIP	PIP PYG	PIP SP	PIP NAT	NYC NOC	NYC LEI	MYO SP	PLE AUR	NYC SP	NSL	RHI HIP	RHI FER
61 to +90mins	0	0	253	74	0	0	9	0	4	0	0	0	0	0
91 to +120mins	0	0	273	29	0	0	0	0	11	0	0	0	0	0
Sub Total	0	0	526	103	0	0	9	0	15	0	0	0	0	0
SS+121mins to SR-121mins	0	0	3428	593	14	0	12	0	64	0	0	0	0	0
120 to -91mins	0	0	217	22	1	0	0	0	2	0	0	0	0	0
90 to -61mins	0	0	159	5	0	0	0	0	3	0	0	0	0	0
Sub Total	0	0	376	27	1	0	0	0	5	0	0	0	0	0
60 to -31mins	0	0	76	0	0	0	0	0	1	0	0	0	0	0
30 to SR	0	0	1	0	0	0	0	0	0	0	0	0	0	0
Sub Total	0	0	77	0	0	0	0	0	1	0	0	0	0	0
Total	0	0	4595	775	16	0	38	0	85	0	0	0	0	0

Table G.97 - Summary of hedgerow 940 Static data from Spring 2022

Bat Species	BAR BAR	EPT SER	PIP PIP	PIP PYG	PIP SP	PIP NAT	NYC NOC	NYC LEI	MYO SP	PLE AUR	NYC SP	NSL	RHI HIP	RHI FER
SS to +30mins	0	0	3	3	3	0	0	0	0	0	0	0	0	0
31 to +60mins	0	0	26	46	5	0	7	0	2	0	0	0	0	0
Sub Total	0	0	29	49	8	0	7	0	2	0	0	0	0	0
61 to +90mins	0	0	54	111	16	0	4	0	8	2	0	0	0	0
91 to +120mins	0	0	32	15	1	0	0	0	13	4	0	0	0	0
Sub Total	0	0	86	126	17	0	4	0	21	6	0	0	0	0
SS+121mins to SR-121mins	0	0	8	44	2	0	0	0	45	2	0	0	2	0
120 to -91mins	0	0	1	0	0	0	0	0	1	0	0	0	0	0
90 to -61mins	0	0	2	2	0	0	0	0	1	0	0	0	0	0
Sub Total	0	0	3	2	0	0	0	0	2	0	0	0	0	0

Bat Species	BAR BAR	EPT SER	PIP PIP	PIP PYG	PIP SP	PIP NAT	NYC NOC	NYC LEI	MYO SP	PLE AUR	NYC SP	NSL	RHI HIP	RHI FER
60 to -31mins	0	0	0	1	1	0	0	0	0	0	0	0	0	0
30 to SR	0	0	2	2	1	0	0	0	0	0	0	0	0	0
Sub Total	0	0	2	3	2	0	0	0	0	0	0	0	0	0
Total	0	0	128	224	29	0	11	0	70	8	0	0	2	0

Table G.98 - Summary of hedgerow 954 Static data from Spring 2022

Bat Species	BAR BAR	EPT SER	PIP PIP	PIP PYG	PIP SP	PIP NAT	NYC NOC	NYC LEI	MYO SP	PLE AUR	NYC SP	NSL	RHI HIP	RHI FER
SS to +30mins	0	0	0	0	0	0	0	0	0	0	0	0	0	0
31 to +60mins	0	0	0	0	0	0	0	0	0	0	0	0	0	0
Sub Total	0	0	0	0	0	0	0	0	0	0	0	0	0	0
61 to +90mins	0	0	0	0	0	0	0	0	0	0	0	0	0	0
91 to +120mins	0	0	1	0	0	0	0	0	0	0	0	0	0	0
Sub Total	0	0	1	0	0	0	0	0	0	0	0	0	0	0
SS+121mins to SR-121mins	0	0	0	0	0	0	0	0	0	0	0	0	0	0
120 to -91mins	0	0	0	0	0	0	0	0	0	0	0	0	0	0
90 to -61mins	0	0	0	0	0	0	0	0	0	0	0	0	0	0
Sub Total	0	0	0	0	0	0	0	0	0	0	0	0	0	0
60 to -31mins	0	0	0	0	0	0	0	0	0	0	0	0	0	0
30 to SR	0	0	0	0	0	0	0	0	0	0	0	0	0	0
Sub Total	0	0	0	0	0	0	0	0	0	0	0	0	0	0
Total	0	0	1	0	0	0	0	0	0	0	0	0	0	0

Table G.99 - Summary of hedgerow 956 Static data from Spring 2022

Bat Species	BAR BAR	EPT SER	PIP PIP	PIP PYG	PIP SP	PIP NAT	NYC NOC	NYC LEI	MYO SP	PLE AUR	NYC SP	NSL	RHI HIP	RHI FER
SS to +30mins	0	0	1	0	0	0	3	0	0	0	0	0	0	0
31 to +60mins	0	2	193	23	19	0	3	0	9	0	0	1	0	0
Sub Total	0	2	194	23	19	0	6	0	9	0	0	1	0	0
61 to +90mins	0	2	178	19	5	0	4	0	13	0	0	1	0	0
91 to +120mins	0	2	151	26	3	0	0	0	9	0	0	0	0	0
Sub Total	0	4	329	45	8	0	4	0	22	0	0	1	0	0
SS+121mins to SR-121mins	0	10	719	235	51	1	12	0	134	3	0	4	1	0
120 to -91mins	0	0	89	37	9	0	1	0	11	0	0	0	0	0
90 to -61mins	0	0	102	79	6	1	3	0	5	0	0	0	0	0
Sub Total	0	0	191	116	15	1	4	0	16	0	0	0	0	0
60 to -31mins	0	0	124	65	9	1	12	0	3	0	0	0	0	0
30 to SR	0	0	5	2	0	0	6	0	0	0	0	0	0	0
Sub Total	0	0	129	67	9	1	18	0	3	0	0	0	0	0
Total	0	16	1562	486	102	3	44	0	184	3	0	6	1	0

Table G.100 - Summary of hedgerow 958 Static data from Spring 2022

Bat Species	BAR BAR	EPT SER	PIP PIP	PIP PYG	PIP SP	PIP NAT	NYC NOC	NYC LEI	MYO SP	PLE AUR	NYC SP	NSL	RHI HIP	RHI FER
SS to +30mins	0	0	0	0	0	0	0	0	0	0	0	0	0	0
31 to +60mins	0	0	63	0	0	0	0	0	2	0	0	0	0	0
Sub Total	0	0	63	0	0	0	0	0	2	0	0	0	0	0
61 to +90mins	0	0	94	0	0	0	0	0	2	0	0	0	0	0
91 to +120mins	0	0	78	2	0	0	0	0	0	0	0	0	0	0
Sub Total	0	0	172	2	0	0	0	0	2	0	0	0	0	0

Bat Species	BAR BAR	EPT SER	PIP PIP	PIP PYG	PIP SP	PIP NAT	NYC NOC	NYC LEI	MYO SP	PLE AUR	NYC SP	NSL	RHI HIP	RHI FER
SS+121mins to SR-121mins	0	0	802	11	0	0	0	1	9	1	0	0	0	0
120 to -91mins	0	0	42	0	0	0	0	0	0	0	0	0	0	0
90 to -61mins	0	0	3	0	0	0	0	0	0	0	0	0	0	0
Sub Total	0	0	45	0	0	0	0	0	0	0	0	0	0	0
60 to -31mins	0	0	0	0	0	0	0	0	0	0	0	0	0	0
30 to SR	0	0	0	0	0	0	0	0	0	0	0	0	0	0
Sub Total	0	0	0	0	0	0	0	0	0	0	0	0	0	0
Total	0	0	1082	13	0	0	0	1	13	1	0	0	0	0

Table G.101 - Summary of hedgerow 974 Static data from Spring 2022

Bat Species	BAR BAR	EPT SER	PIP PIP	PIP PYG	PIP SP	PIP NAT	NYC NOC	NYC LEI	MYO SP	PLE AUR	NYC SP	NSL	RHI HIP	RHI FER
SS to +30mins	0	0	4	0	0	0	0	0	0	0	0	0	0	0
31 to +60mins	0	0	35	5	0	0	1	0	0	1	0	0	0	0
Sub Total	0	0	39	5	0	0	1	0	0	1	0	0	0	0
61 to +90mins	0	0	5	7	0	0	1	0	2	0	0	0	0	0
91 to +120mins	0	0	3	5	0	0	2	0	0	0	0	0	0	0
Sub Total	0	0	8	12	0	0	3	0	2	0	0	0	0	0
SS+121mins to SR-121mins	0	0	9	11	1	0	2	0	0	0	0	0	3	0
120 to -91mins	0	0	0	0	0	0	0	0	0	0	0	0	0	0
90 to -61mins	0	0	0	0	0	0	0	0	0	0	0	0	0	0
Sub Total	0	0	0	0	0	0	0	0	0	0	0	0	0	0
60 to -31mins	0	0	0	0	0	0	0	0	0	0	0	0	0	0
30 to SR	0	0	0	0	0	0	0	0	0	0	0	0	0	0
Sub Total	0	0	0	0	0	0	0	0	0	0	0	0	0	0

Bat Species	BAR BAR	EPT SER	PIP PIP	PIP PYG	PIP SP	PIP NAT	NYC NOC	NYC LEI	MYO SP	PLE AUR	NYC SP	NSL	RHI HIP	RHI FER
Total	0	0	56	28	1	0	6	0	2	1	0	0	3	0

Table G.102 - Summary of hedgerow 1011 Static data from Spring 2022

Bat Species	BAR BAR	EPT SER	PIP PIP	PIP PYG	PIP SP	PIP NAT	NYC NOC	NYC LEI	MYO SP	PLE AUR	NYC SP	NSL	RHI HIP	RHI FER
SS to +30mins	0	0	21	1	0	0	0	0	0	0	0	0	0	0
31 to +60mins	0	0	156	15	1	0	0	0	0	0	0	0	0	0
Sub Total	0	0	177	16	1	0	0	0	0	0	0	0	0	0
61 to +90mins	0	0	31	7	1	0	0	0	0	0	0	0	0	0
91 to +120mins	0	0	16	2	1	0	0	0	1	0	0	0	0	0
Sub Total	0	0	47	9	2	0	0	0	1	0	0	0	0	0
SS+121mins to SR-121mins	0	0	14	8	0	0	0	0	8	0	0	0	2	0
120 to -91mins	0	0	0	0	0	0	0	0	0	0	0	0	0	0
90 to -61mins	0	0	0	0	0	0	0	0	0	0	0	0	0	0
Sub Total	0	0	0	0	0	0	0	0	0	0	0	0	0	0
60 to -31mins	0	0	0	0	0	0	0	0	0	0	0	0	0	0
30 to SR	0	0	0	0	0	0	0	0	0	0	0	0	0	0
Sub Total	0	0	0	0	0	0	0	0	0	0	0	0	0	0
Total	0	0	238	33	3	0	0	0	9	0	0	0	2	0

SUMMER

Table G.303 - Summary of Average Bat Activity on All Hedgerows During Automated Static Assessments in Summer 2022

Hedge No.	Survey nights	BAR BAR	EPT SER	PIP PIP	PIP PYG	PIP SP	PIP NAT	NYC NOC	NYC LEI	MYO SP	PLE AUR	NYC SP	NSL	RHI HIP	RHI FER	Total bat passes per night
22	6	0.00	0.00	69.50	12.00	3.00	0.17	5.67	0.17	1.50	0.17	0.00	0.00	0.00	0.00	92.17
30	6	0.00	0.17	28.17	249.17	43.33	0.00	12.50	0.00	10.17	1.67	0.67	0.00	0.00	0.00	345.83
38	6	0.00	0.00	56.83	7.17	1.67	0.17	7.83	0.00	22.67	4.17	0.00	0.00	0.00	0.00	100.50
47	5	0.00	0.40	85.80	36.60	0.00	0.00	4.20	0.00	21.60	1.60	0.60	0.00	0.00	0.00	150.80
49	7	0.00	0.00	57.00	13.86	0.00	0.00	7.29	0.00	6.00	1.43	0.43	0.00	0.00	0.00	86.00
51	7	0.00	0.00	36.14	30.14	0.57	1.71	4.29	0.00	11.29	8.43	0.86	0.14	0.00	0.00	93.57
53	7	0.00	0.00	24.43	7.57	0.14	0.29	5.00	0.00	4.00	7.00	0.86	0.00	0.00	0.00	49.29
59	7	0.00	0.00	24.14	9.57	0.00	0.14	4.71	0.14	8.86	6.57	0.14	0.00	0.00	0.00	54.29
67	5	0.00	0.00	733.60	55.60	0.40	0.00	3.40	0.00	20.80	1.80	1.60	0.20	0.00	0.00	817.40
69	5	0.00	0.00	358.20	9.80	0.80	0.00	6.60	0.00	11.80	13.20	0.80	0.00	0.00	0.00	401.20
78	6	0.00	0.00	39.50	101.17	0.83	0.00	9.17	0.00	6.67	0.17	0.00	0.00	0.00	0.00	157.50
81	6	0.00	0.00	645.83	68.67	103.67	93.83	2.83	0.00	10.50	0.17	0.00	0.00	0.00	0.00	925.50
83	6	0.00	0.00	666.67	172.67	24.67	0.17	2.33	0.00	33.33	1.00	0.17	0.00	0.00	0.00	901.00
87	6	0.00	0.00	607.00	72.83	4.67	0.67	4.17	0.50	12.17	0.00	0.00	0.33	0.00	0.00	702.33
88	6	0.00	0.00	295.67	23.00	0.00	0.00	6.33	0.33	33.17	0.00	0.00	0.00	0.00	0.00	358.50
90	6	0.00	0.00	418.67	51.17	13.50	5.67	4.17	0.00	82.83	0.67	0.00	0.17	0.00	0.00	576.83
91	6	0.00	0.00	236.83	8.00	2.83	0.17	1.83	0.00	16.83	4.33	0.00	0.00	0.00	0.00	270.83
113	6	0.00	0.00	220.50	1.33	0.67	0.00	5.17	0.00	13.33	2.33	0.00	0.00	0.00	0.00	243.33
117	6	0.00	0.00	52.17	0.17	0.83	0.00	8.33	0.00	0.17	1.17	0.00	0.00	0.00	0.00	62.83

Hedge No.	Survey nights	BAR BAR	EPT SER	PIP PIP	PIP PYG	PIP SP	PIP NAT	NYC NOC	NYC LEI	MYO SP	PLE AUR	NYC SP	NSL	RHI HIP	RHI FER	Total bat passes per night
133	5	0.00	0.20	60.00	8.80	0.80	0.00	5.60	0.00	2.60	2.80	0.20	0.00	0.00	0.00	81.00
140	6	0.00	0.00	12.83	20.50	4.33	0.00	8.17	0.00	21.00	1.50	0.00	0.00	0.00	0.00	68.33
145	5	0.00	0.00	605.40	98.60	11.60	8.80	1.20	0.00	26.60	6.00	0.00	0.00	0.00	0.00	758.20
154	6	0.00	0.00	11.33	0.83	0.33	0.00	1.67	0.00	8.17	2.17	0.17	0.00	0.00	0.00	24.67
156	6	0.00	0.00	144.67	23.17	13.33	0.33	1.33	0.00	64.67	4.33	0.00	0.33	0.33	0.00	252.50
157	6	0.00	0.00	635.50	69.50	6.17	0.00	2.67	0.00	143.17	1.00	0.00	0.00	0.17	0.00	858.17
161	6	0.00	0.00	915.67	35.67	25.83	0.00	3.17	0.33	29.17	1.33	0.00	0.00	0.00	0.00	1011.17
164	6	0.00	0.00	341.33	1.17	0.17	0.00	15.67	0.00	0.00	0.33	0.00	0.00	0.00	0.00	358.67
167	7	0.00	0.00	201.00	21.86	2.17	0.00	1.14	0.00	30.57	5.57	0.00	0.00	0.00	0.00	262.86
170	6	0.00	0.00	43.00	2.33	0.33	0.17	39.33	0.33	2.00	0.17	0.00	0.00	0.00	0.00	87.67
173	6	0.00	0.00	87.67	1.00	7.50	0.00	24.83	0.00	4.50	0.00	0.00	0.00	0.00	0.00	125.50
176	7	0.00	0.17	504.33	70.17	1.33	0.83	2.50	0.00	294.00	5.83	0.17	0.17	0.00	0.00	879.50
187	6	0.00	0.00	42.33	35.17	0.17	0.00	10.33	0.17	50.83	15.83	0.33	0.00	0.00	0.00	155.17
188	6	0.00	0.00	4.67	0.33	0.50	0.00	16.67	0.00	26.00	1.17	0.00	0.00	0.00	0.00	49.33
189	6	0.00	0.00	346.67	48.50	1.17	0.00	6.00	0.00	24.67	2.83	0.00	0.00	0.00	0.00	429.83
196	6	0.00	0.00	48.67	30.17	0.83	0.00	74.33	0.00	90.00	4.17	3.17	0.17	0.00	0.00	251.50
199	6	0.00	0.00	37.33	33.33	0.67	0.00	3.00	0.00	27.33	3.83	0.33	0.33	1.50	0.00	107.67
202	6	0.00	0.33	85.83	16.50	1.00	0.00	23.83	0.00	93.50	9.33	6.50	5.67	1.17	0.00	243.67
206	6	0.00	0.17	217.83	26.33	3.00	0.00	29.50	0.17	153.67	21.00	13.50	1.83	0.17	0.00	467.17
207	6	0.00	0.00	165.33	4.00	1.17	0.17	5.17	0.00	0.67	0.83	0.00	0.00	0.17	0.00	177.50
210	6	0.00	0.00	54.17	24.17	0.83	0.00	7.50	0.00	144.00	5.00	0.00	0.00	0.00	0.00	235.67
214	6	0.00	0.00	37.83	13.83	0.00	0.00	2.83	0.00	1.50	0.17	0.00	0.00	0.00	0.00	56.17
223	6	0.00	0.00	46.50	5.33	0.33	0.17	1.83	0.00	1.50	0.00	0.00	0.00	0.00	0.00	55.67

Hedge No.	Survey nights	BAR BAR	EPT SER	PIP PIP	PIP PYG	PIP SP	PIP NAT	NYC NOC	NYC LEI	MYO SP	PLE AUR	NYC SP	NSL	RHI HIP	RHI FER	Total bat passes per night
225	6	0.00	0.00	162.00	8.17	3.33	0.50	6.33	0.00	3.50	1.50	0.00	0.00	0.00	0.00	185.33
229	7	0.00	0.00	110.83	27.33	0.17	0.00	4.33	0.00	25.83	3.33	0.00	0.00	2.17	0.00	174.00
238	7	0.00	0.00	235.33	21.33	3.00	0.17	2.00	0.00	4.67	0.50	0.00	0.00	0.00	0.00	267.00
241	7	0.00	0.00	52.86	13.86	2.17	0.00	2.57	0.00	1.29	0.00	0.00	0.00	0.00	0.00	72.57
246	7	0.00	0.00	230.86	18.86	6.86	0.00	3.00	0.00	7.00	1.71	0.00	0.29	0.00	0.00	268.57
247	7	0.00	0.14	90.14	13.86	2.17	0.00	5.00	0.00	0.14	0.57	0.00	0.00	0.00	0.00	112.57
251	7	0.00	0.00	277.00	33.86	3.14	0.00	6.43	0.00	5.71	1.43	0.00	0.00	0.00	0.00	327.57
255	7	0.00	0.00	128.43	34.29	15.86	0.00	2.86	0.00	3.43	2.43	0.43	0.00	0.43	0.00	188.14
262	6	0.00	0.00	48.50	8.83	0.17	0.00	3.83	0.00	1.50	0.83	0.17	0.00	0.00	0.00	63.83
265	5	0.00	0.00	147.40	6.20	0.00	0.00	4.60	0.20	1.40	0.40	0.40	0.00	0.00	0.00	160.60
267	5	0.00	0.00	72.20	12.20	0.20	0.00	11.40	0.00	3.00	2.80	1.40	0.00	0.60	0.00	103.80
268	5	0.00	0.00	253.00	49.40	0.60	0.00	5.80	0.00	1.60	3.80	0.20	0.00	0.00	0.00	314.40
283	6	0.00	0.00	178.50	67.33	10.83	0.17	5.83	0.00	7.67	1.67	0.00	0.00	0.00	0.00	272.00
287	6	0.00	0.00	63.50	26.33	0.33	0.00	8.17	0.00	18.33	0.67	0.00	0.17	0.00	0.00	117.50
305	6	0.00	0.00	284.50	34.17	2.83	0.17	6.00	0.00	2.83	5.67	0.17	0.00	0.00	0.00	336.33
306	7	0.00	0.00	178.50	24.50	33.00	0.00	5.17	0.00	13.33	1.67	0.00	0.00	0.17	0.00	256.33
348	7	0.00	0.00	547.43	35.43	0.71	0.14	66.14	12.29	87.71	2.14	419.29	0.29	0.00	0.00	1171.57
351	6	0.00	1.67	219.83	38.00	1.67	0.00	36.50	1.83	13.83	6.00	3.17	9.50	0.17	0.00	332.17
353	7	0.00	0.00	72.86	10.71	1.00	0.00	27.71	0.14	22.00	0.71	4.00	0.43	1.00	0.00	140.57
354	7	0.00	0.14	220.43	74.57	0.71	0.00	8.43	0.00	487.57	0.29	0.43	1.43	0.14	0.00	794.14
374	6	0.00	0.00	8.17	7.33	0.00	0.00	8.00	0.17	4.17	3.17	0.33	1.17	0.00	0.00	32.50
377	6	0.00	0.00	33.00	3.50	0.00	0.00	1.17	0.00	2.50	0.33	0.00	0.00	0.17	0.00	40.67
378	6	0.00	0.00	66.67	9.67	0.00	0.00	0.83	0.00	7.17	1.00	0.00	0.00	0.00	0.00	85.33

Hedge No.	Survey nights	BAR BAR	EPT SER	PIP PIP	PIP PYG	PIP SP	PIP NAT	NYC NOC	NYC LEI	MYO SP	PLE AUR	NYC SP	NSL	RHI HIP	RHI FER	Total bat passes per night
396	6	0.00	0.00	16.33	5.67	0.00	0.00	1.00	0.00	3.83	3.00	0.00	0.00	0.17	0.00	30.00
398	6	0.00	0.00	35.33	43.67	5.67	0.00	2.83	0.00	80.17	5.17	0.00	0.17	0.17	0.00	173.17
403	6	0.00	0.00	85.33	77.17	34.33	0.00	5.83	0.00	32.50	24.17	0.33	0.00	0.00	0.00	259.67
413	6	0.00	0.00	111.17	19.17	0.00	0.00	12.00	0.83	7.67	7.67	0.00	0.67	0.00	0.00	159.17
414	6	0.00	0.00	42.00	17.00	0.17	0.00	8.67	0.00	4.17	2.17	0.00	5.17	0.17	0.00	79.50
416	6	0.00	0.00	81.00	18.50	0.17	0.17	3.83	0.00	6.50	1.50	0.33	2.17	0.17	0.00	114.33
419	6	0.00	1.17	27.83	42.67	0.17	0.00	8.67	0.00	36.00	15.33	0.00	2.00	1.83	0.00	135.67
420	6	0.00	0.00	115.00	30.33	0.17	0.00	27.67	0.00	203.00	4.00	0.00	4.17	0.33	0.00	384.67
422	6	0.00	0.00	32.50	19.67	5.33	0.00	6.33	0.00	29.00	5.67	0.83	0.00	0.33	0.00	99.67
426	6	0.00	0.00	241.67	98.50	8.67	0.17	304.00	0.00	161.67	2.00	29.33	0.33	0.17	0.00	846.50
427	6	0.00	0.17	168.67	71.67	2.50	0.00	280.83	0.67	45.00	3.67	309.67	91.50	1.33	0.00	975.67
429	6	0.00	0.33	126.17	53.83	0.00	0.00	13.83	0.50	193.50	4.33	2.17	1.33	10.33	0.00	406.33
434	6	0.00	0.33	47.83	30.33	0.00	0.00	15.33	0.33	67.50	4.67	3.33	0.67	0.00	0.00	170.33
449	7	0.00	0.43	288.71	9.86	9.14	0.00	5.00	0.00	11.29	4.57	1.86	0.00	0.00	0.00	330.86
482	7	0.00	0.00	20.29	25.00	0.00	0.14	12.14	0.00	18.00	16.71	0.00	0.00	0.00	0.00	92.29
489	6	0.00	0.83	45.33	37.67	0.00	0.00	20.17	0.00	14.33	7.00	0.00	5.67	0.00	0.00	131.00
491	6	0.00	0.00	79.50	58.50	0.00	0.00	16.50	0.00	16.67	10.00	0.00	0.17	0.00	0.00	181.33
522	6	0.00	71.17	181.33	17.33	0.17	0.00	32.50	71.33	28.67	3.50	44.50	45.33	0.00	0.00	495.83
791	6	0.00	0.33	99.67	10.33	0.17	0.00	4.50	0.00	4.50	1.33	0.00	0.67	0.00	0.00	121.50
797	7	0.00	0.14	34.29	5.00	0.14	0.00	1.29	0.00	1.57	0.14	0.14	0.00	0.00	0.00	42.71
804	6	0.00	0.33	23.50	6.17	0.00	0.00	5.17	0.00	2.00	0.50	0.00	0.33	0.00	0.00	38.00
808	6	0.00	0.17	217.33	33.33	0.33	0.00	4.17	0.00	26.17	0.67	0.00	1.00	0.00	0.00	283.17
810	6	0.00	0.00	42.33	9.17	0.00	0.00	8.67	0.00	4.50	6.50	0.33	1.00	0.00	0.00	72.50

Hedge No.	Survey nights	BAR BAR	EPT SER	PIP PIP	PIP PYG	PIP SP	PIP NAT	NYC NOC	NYC LEI	MYO SP	PLE AUR	NYC SP	NSL	RHI HIP	RHI FER	Total bat passes per night
811	7	0.00	0.00	106.29	25.71	0.14	0.00	2.71	0.00	34.43	0.57	0.00	0.00	0.00	0.00	169.86
818	6	0.00	0.00	205.67	20.17	6.00	0.00	5.17	0.00	20.33	1.33	0.50	0.50	0.00	0.00	259.67
819	7	0.00	0.00	15.57	4.43	0.14	0.00	1.29	0.00	2.29	0.29	0.14	0.00	0.00	0.00	24.14
940	6	0.00	2.33	51.00	35.17	0.00	0.00	4.17	0.00	21.50	6.33	0.17	2.00	0.50	0.00	123.17
956	5	0.00	0.00	216.80	8.60	0.00	0.20	3.00	0.00	3.80	1.00	1.20	0.20	0.00	0.00	234.80
958	6	0.00	0.00	328.50	15.33	14.33	0.00	12.00	0.33	60.17	0.00	0.00	0.00	0.00	0.00	430.67
974	7	0.00	0.00	102.17	17.83	2.00	0.00	4.33	0.17	48.50	0.83	0.00	0.00	0.33	0.00	176.17
993	6	0.00	0.00	302.17	36.83	11.33	0.00	9.00	0.00	14.50	2.50	0.00	0.00	0.00	0.00	376.33
1004	6	0.00	0.00	311.33	315.33	20.50	0.00	4.33	0.00	255.17	16.00	0.17	0.00	1.17	0.00	924.00
1011	6	0.00	0.00	152.33	3.83	0.00	0.00	0.83	0.00	7.17	2.67	0.00	0.00	0.00	0.00	166.83
Average passes per night	n/a	0.00	0.83	173.80	34.13	5.08	1.18	15.09	0.93	39.25	3.70	8.73	1.92	0.26	0.00	284.88

Table G.104 - Summary of Hedgerow 22 Static Data from Summer 2022

Bat Species	BAR BAR	EPT SER	PIP PIP	PIP PYG	PIP SP	PIP NAT	NYC NOC	NYC LEI	MYO SP	PLE AUR	NYC SP	NSL	RHI HIP	RHI FER
SS to +30mins	0	0	0	0	0	0	3	0	0	0	0	0	0	0
31 to +60mins	0	0	13	1	0	0	10	0	0	0	0	0	0	0
Sub Total	0	0	13	1	0	0	13	0	0	0	0	0	0	0
61 to +90mins	0	0	58	13	5	1	3	0	1	0	0	0	0	0
91 to +120mins	0	0	25	1	5	0	4	0	1	0	0	0	0	0
Sub Total	0	0	83	14	10	1	7	0	2	0	0	0	0	0

Bat Species	BAR BAR	EPT SER	PIP PIP	PIP PYG	PIP SP	PIP NAT	NYC NOC	NYC LEI	MYO SP	PLE AUR	NYC SP	NSL	RHI HIP	RHI FER
SS+121mins to SR-121mins	0	0	277	31	6	0	8	1	7	1	0	0	0	0
120 to -91mins	0	0	15	2	2	0	1	0	0	0	0	0	0	0
90 to -61mins	0	0	21	1	0	0	1	0	0	0	0	0	0	0
Sub Total	0	0	36	3	2	0	2	0	0	0	0	0	0	0
60 to -31mins	0	0	8	23	0	0	2	0	0	0	0	0	0	0
30 to SR	0	0	0	0	0	0	2	0	0	0	0	0	0	0
Sub Total	0	0	8	23	0	0	4	0	0	0	0	0	0	0
Total	0	0	417	72	18	1	34	1	9	1	0	0	0	0

Table G.105 - Summary of Hedgerow 30 Static Data from Summer 2022

Bat Species	BAR BAR	EPT SER	PIP PIP	PIP PYG	PIP SP	PIP NAT	NYC NOC	NYC LEI	MYO SP	PLE AUR	NYC SP	NSL	RHI HIP	RHI FER
SS to +30mins	0	0	0	1	0	0	7	0	0	0	0	0	0	0
31 to +60mins	0	1	9	10	0	0	21	0	6	0	0	0	0	0
Sub Total	0	1	9	11	0	0	28	0	6	0	0	0	0	0
61 to +90mins	0	0	24	22	4	0	8	0	0	0	0	0	0	0
91 to +120mins	0	0	17	41	13	0	13	0	4	1	2	0	0	0
Sub Total	0	0	41	63	17	0	21	0	4	1	2	0	0	0
SS+121mins to SR-121mins	0	0	115	1412	242	0	24	0	49	7	2	0	0	0
120 to -91mins	0	0	2	5	1	0	1	0	0	2	0	0	0	0
90 to -61mins	0	0	1	4	0	0	0	0	1	0	0	0	0	0
Sub Total	0	0	3	9	1	0	1	0	1	2	0	0	0	0
60 to -31mins	0	0	1	0	0	0	1	0	1	0	0	0	0	0
30 to SR	0	0	0	0	0	0	0	0	0	0	0	0	0	0

Bat Species	BAR BAR	EPT SER	PIP PIP	PIP PYG	PIP SP	PIP NAT	NYC NOC	NYC LEI	MYO SP	PLE AUR	NYC SP	NSL	RHI HIP	RHI FER
Sub Total	0	0	1	0	0	0	1	0	1	0	0	0	0	0
Total	0	1	169	1495	260	0	75	0	61	10	4	0	0	0

Table G.106- Summary of Hedgerow 38 Static Data from Summer 2022

Bat Species	BAR BAR	EPT SER	PIP PIP	PIP PYG	PIP SP	PIP NAT	NYC NOC	NYC LEI	MYO SP	PLE AUR	NYC SP	NSL	RHI HIP	RHI FER
SS to +30mins	0	0	0	0	0	0	23	0	0	0	0	0	0	0
31 to +60mins	0	0	33	4	2	0	15	0	5	0	0	0	0	0
Sub Total	0	0	33	4	2	0	38	0	5	0	0	0	0	0
61 to +90mins	0	0	36	4	2	1	2	0	4	1	0	0	0	0
91 to +120mins	0	0	16	2	0	0	2	0	4	3	0	0	0	0
Sub Total	0	0	52	6	2	1	4	0	8	4	0	0	0	0
SS+121mins to SR-121mins	0	0	207	15	5	0	5	0	80	12	0	0	0	0
120 to -91mins	0	0	19	2	0	0	0	0	16	5	0	0	0	0
90 to -61mins	0	0	22	5	1	0	0	0	20	2	0	0	0	0
Sub Total	0	0	41	7	1	0	0	0	36	7	0	0	0	0
60 to -31mins	0	0	8	11	0	0	0	0	7	2	0	0	0	0
30 to SR	0	0	0	0	0	0	0	0	0	0	0	0	0	0
Sub Total	0	0	8	11	0	0	0	0	7	2	0	0	0	0
Total	0	0	341	43	10	1	47	0	136	25	0	0	0	0

Table G.107 - Summary of Hedgerow 47 Static Data from Summer 2022

Bat Species	BAR BAR	EPT SER	PIP PIP	PIP PYG	PIP SP	PIP NAT	NYC NOC	NYC LEI	MYO SP	PLE AUR	NYC SP	NSL	RHI HIP	RHI FER
SS to +30mins	0	0	0	0	0	0	0	0	0	0	0	0	0	0
31 to +60mins	0	0	208	28	0	0	10	0	2	0	0	0	0	0
Sub Total	0	0	208	28	0	0	10	0	2	0	0	0	0	0
61 to +90mins	0	0	35	9	0	0	0	0	12	0	1	0	0	0
91 to +120mins	0	0	11	9	0	0	0	0	7	0	0	0	0	0
Sub Total	0	0	46	18	0	0	0	0	19	0	1	0	0	0
SS+121mins to SR-121mins	0	2	166	107	0	0	6	0	69	6	2	0	0	0
120 to -91mins	0	0	6	5	0	0	0	0	8	1	0	0	0	0
90 to -61mins	0	0	2	13	0	0	1	0	10	1	0	0	0	0
Sub Total	0	0	8	18	0	0	1	0	18	2	0	0	0	0
60 to -31mins	0	0	1	12	0	0	4	0	0	0	0	0	0	0
30 to SR	0	0	0	0	0	0	0	0	0	0	0	0	0	0
Sub Total	0	0	1	12	0	0	4	0	0	0	0	0	0	0
Total	0	2	429	183	0	0	21	0	108	8	3	0	0	0

Table G.108 - Summary of Hedgerow 49 Static Data from Summer 2022

Bat Species	BAR BAR	EPT SER	PIP PIP	PIP PYG	PIP SP	PIP NAT	NYC NOC	NYC LEI	MYO SP	PLE AUR	NYC SP	NSL	RHI HIP	RHI FER
SS to +30mins	0	0	0	0	0	0	5	0	0	0	0	0	0	0
31 to +60mins	0	0	80	17	0	0	14	0	0	1	1	0	0	0
Sub Total	0	0	80	17	0	0	19	0	0	1	1	0	0	0

Bat Species	BAR BAR	EPT SER	PIP PIP	PIP PYG	PIP SP	PIP NAT	NYC NOC	NYC LEI	MYO SP	PLE AUR	NYC SP	NSL	RHI HIP	RHI FER
61 to +90mins	0	0	57	12	0	0	1	0	4	0	0	0	0	0
91 to +120mins	0	0	24	6	0	0	6	0	0	1	0	0	0	0
Sub Total	0	0	81	18	0	0	7	0	4	1	0	0	0	0
SS+121mins to SR-121mins	0	0	235	56	0	0	15	0	33	7	2	0	0	0
120 to -91mins	0	0	1	3	0	0	0	0	4	1	0	0	0	0
90 to -61mins	0	0	0	1	0	0	4	0	0	0	0	0	0	0
Sub Total	0	0	1	4	0	0	4	0	4	1	0	0	0	0
60 to -31mins	0	0	2	2	0	0	5	0	1	0	0	0	0	0
30 to SR	0	0	0	0	0	0	1	0	0	0	0	0	0	0
Sub Total	0	0	2	2	0	0	6	0	1	0	0	0	0	0
Total	0	0	399	97	0	0	51	0	42	10	3	0	0	0

Table G.109 - Summary of Hedgerow 51 Static Data from Summer 2022

Bat Species	BAR BAR	EPT SER	PIP PIP	PIP PYG	PIP SP	PIP NAT	NYC NOC	NYC LEI	MYO SP	PLE AUR	NYC SP	NSL	RHI HIP	RHI FER
SS to +30mins	0	0	1	1	0	0	2	0	0	0	0	0	0	0
31 to +60mins	0	0	40	16	0	0	10	0	4	12	1	0	0	0
Sub Total	0	0	41	17	0	0	12	0	4	12	1	0	0	0
61 to +90mins	0	0	46	24	1	5	3	0	9	4	0	0	0	0
91 to +120mins	0	0	26	12	0	0	2	0	7	1	0	0	0	0
Sub Total	0	0	72	36	1	5	5	0	16	5	0	0	0	0
SS+121mins to SR-121mins	0	0	121	131	2	7	9	0	51	35	3	1	0	0
120 to -91mins	0	0	6	12	1	0	0	0	6	4	0	0	0	0
90 to -61mins	0	0	3	8	0	0	2	0	2	3	2	0	0	0

Bat Species	BAR BAR	EPT SER	PIP PIP	PIP PYG	PIP SP	PIP NAT	NYC NOC	NYC LEI	MYO SP	PLE AUR	NYC SP	NSL	RHI HIP	RHI FER
Sub Total	0	0	9	20	1	0	2	0	8	7	2	0	0	0
60 to -31mins	0	0	10	7	0	0	2	0	0	0	0	0	0	0
30 to SR	0	0	0	0	0	0	0	0	0	0	0	0	0	0
Sub Total	0	0	10	7	0	0	2	0	0	0	0	0	0	0
Total	0	0	253	211	4	12	30	0	79	59	6	1	0	0

Table G.110 - Summary of Hedgerow 53 Static Data from Summer 2022

Bat Species	BAR BAR	EPT SER	PIP PIP	PIP PYG	PIP SP	PIP NAT	NYC NOC	NYC LEI	MYO SP	PLE AUR	NYC SP	NSL	RHI HIP	RHI FER
SS to +30mins	0	0	0	0	0	0	2	0	0	0	0	0	0	0
31 to +60mins	0	0	69	21	0	0	11	0	4	3	2	0	0	0
Sub Total	0	0	69	21	0	0	13	0	4	3	2	0	0	0
61 to +90mins	0	0	24	5	0	0	2	0	4	4	2	0	0	0
91 to +120mins	0	0	20	4	0	0	3	0	0	6	0	0	0	0
Sub Total	0	0	44	9	0	0	5	0	4	10	2	0	0	0
SS+121mins to SR-121mins	0	0	52	21	1	2	11	0	20	27	1	0	0	0
120 to -91mins	0	0	2	1	0	0	0	0	0	7	0	0	0	0
90 to -61mins	0	0	1	1	0	0	0	0	0	2	1	0	0	0
Sub Total	0	0	3	2	0	0	0	0	0	9	1	0	0	0
60 to -31mins	0	0	3	0	0	0	5	0	0	0	0	0	0	0
30 to SR	0	0	0	0	0	0	1	0	0	0	0	0	0	0
Sub Total	0	0	3	0	0	0	6	0	0	0	0	0	0	0
Total	0	0	171	53	1	2	35	0	28	49	6	0	0	0

Table G.111 - Summary of Hedgerow 59 Static Data from Summer 2022

Bat Species	BAR BAR	EPT SER	PIP PIP	PIP PYG	PIP SP	PIP NAT	NYC NOC	NYC LEI	MYO SP	PLE AUR	NYC SP	NSL	RHI HIP	RHI FER
SS to +30mins	0	0	5	2	0	0	6	0	0	0	0	0	0	0
31 to +60mins	0	0	75	8	0	0	10	0	0	2	0	0	0	0
Sub Total	0	0	80	10	0	0	16	0	0	2	0	0	0	0
61 to +90mins	0	0	16	4	0	1	1	0	11	1	0	0	0	0
91 to +120mins	0	0	15	3	0	0	1	0	3	3	0	0	0	0
Sub Total	0	0	31	7	0	1	2	0	14	4	0	0	0	0
SS+121mins to SR-121mins	0	0	54	41	0	0	11	1	44	33	1	0	0	0
120 to -91mins	0	0	1	2	0	0	1	0	2	6	0	0	0	0
90 to -61mins	0	0	2	3	0	0	0	0	1	1	0	0	0	0
Sub Total	0	0	3	5	0	0	1	0	3	7	0	0	0	0
60 to -31mins	0	0	1	4	0	0	2	0	1	0	0	0	0	0
30 to SR	0	0	0	0	0	0	1	0	0	0	0	0	0	0
Sub Total	0	0	1	4	0	0	3	0	1	0	0	0	0	0
Total	0	0	169	67	0	1	33	1	62	46	1	0	0	0

Table G.112 - Summary of Hedgerow 67 Static Data from Summer 2022

Bat Species	BAR BAR	EPT SER	PIP PIP	PIP PYG	PIP SP	PIP NAT	NYC NOC	NYC LEI	MYO SP	PLE AUR	NYC SP	NSL	RHI HIP	RHI FER
SS to +30mins	0	0	2	4	0	0	6	0	0	0	0	0	0	0

Bat Species	BAR BAR	EPT SER	PIP PIP	PIP PYG	PIP SP	PIP NAT	NYC NOC	NYC LEI	MYO SP	PLE AUR	NYC SP	NSL	RHI HIP	RHI FER
31 to +60mins	0	0	109	7	0	0	8	0	0	0	0	0	0	0
Sub Total	0	0	111	11	0	0	14	0	0	0	0	0	0	0
61 to +90mins	0	0	445	12	0	0	0	0	3	0	2	0	0	0
91 to +120mins	0	0	419	7	0	0	0	0	2	0	2	1	0	0
Sub Total	0	0	864	19	0	0	0	0	5	0	4	1	0	0
SS+121mins to SR-121mins	0	0	2553	216	2	0	3	0	89	7	4	0	0	0
120 to -91mins	0	0	23	7	0	0	0	0	9	0	0	0	0	0
90 to -61mins	0	0	69	4	0	0	0	0	1	2	0	0	0	0
Sub Total	0	0	92	11	0	0	0	0	10	2	0	0	0	0
60 to -31mins	0	0	48	21	0	0	0	0	0	0	0	0	0	0
30 to SR	0	0	0	0	0	0	0	0	0	0	0	0	0	0
Sub Total	0	0	48	21	0	0	0	0	0	0	0	0	0	0
Total	0	0	3668	278	2	0	17	0	104	9	8	1	0	0

Table G.43 - Summary of Hedgerow 69 Static Data from Summer 2022

Bat Species	BAR BAR	EPT SER	PIP PIP	PIP PYG	PIP SP	PIP NAT	NYC NOC	NYC LEI	MYO SP	PLE AUR	NYC SP	NSL	RHI HIP	RHI FER
SS to +30mins	0	0	0	0	0	0	5	0	0	0	0	0	0	0
31 to +60mins	0	0	30	2	0	0	13	0	0	0	0	0	0	0
Sub Total	0	0	30	2	0	0	18	0	0	0	0	0	0	0
61 to +90mins	0	0	235	5	1	0	1	0	3	0	0	0	0	0
91 to +120mins	0	0	224	1	1	0	8	0	6	3	1	0	0	0
Sub Total	0	0	459	6	2	0	9	0	9	3	1	0	0	0

Bat Species	BAR BAR	EPT SER	PIP PIP	PIP PYG	PIP SP	PIP NAT	NYC NOC	NYC LEI	MYO SP	PLE AUR	NYC SP	NSL	RHI HIP	RHI FER
SS+121mins to SR-121mins	0	0	1241	36	2	0	5	0	48	49	3	0	0	0
120 to -91mins	0	0	44	1	0	0	1	0	0	7	0	0	0	0
90 to -61mins	0	0	15	0	0	0	0	0	2	5	0	0	0	0
Sub Total	0	0	59	1	0	0	1	0	2	12	0	0	0	0
60 to -31mins	0	0	2	3	0	0	0	0	0	2	0	0	0	0
30 to SR	0	0	0	1	0	0	0	0	0	0	0	0	0	0
Sub Total	0	0	2	4	0	0	0	0	0	2	0	0	0	0
Total	0	0	1791	49	4	0	33	0	59	66	4	0	0	0

Table G.114 - Summary of Hedgerow 78 Static Data from Summer 2022

Bat Species	BAR BAR	EPT SER	PIP PIP	PIP PYG	PIP SP	PIP NAT	NYC NOC	NYC LEI	MYO SP	PLE AUR	NYC SP	NSL	RHI HIP	RHI FER
SS to +30mins	0	0	2	91	0	0	4	0	0	0	0	0	0	0
31 to +60mins	0	0	29	380	3	0	4	0	12	0	0	0	0	0
Sub Total	0	0	31	471	3	0	8	0	12	0	0	0	0	0
61 to +90mins	0	0	32	24	0	0	13	0	2	0	0	0	0	0
91 to +120mins	0	0	31	4	1	0	1	0	3	0	0	0	0	0
Sub Total	0	0	63	28	1	0	14	0	5	0	0	0	0	0
SS+121mins to SR-121mins	0	0	112	57	1	0	4	0	9	1	0	0	0	0
120 to -91mins	0	0	7	8	0	0	0	0	2	0	0	0	0	0
90 to -61mins	0	0	16	5	0	0	1	0	8	0	0	0	0	0
Sub Total	0	0	23	13	0	0	1	0	10	0	0	0	0	0

Bat Species	BAR BAR	EPT SER	PIP PIP	PIP PYG	PIP SP	PIP NAT	NYC NOC	NYC LEI	MYO SP	PLE AUR	NYC SP	NSL	RHI HIP	RHI FER
60 to -31mins	0	0	8	37	0	0	10	0	4	0	0	0	0	0
30 to SR	0	0	0	1	0	0	18	0	0	0	0	0	0	0
Sub Total	0	0	8	38	0	0	28	0	4	0	0	0	0	0
Total	0	0	237	607	5	0	55	0	40	1	0	0	0	0

Table G.115 - Summary of Hedgerow 81 Static Data from Summer 2022

Bat Species	BAR BAR	EPT SER	PIP PIP	PIP PYG	PIP SP	PIP NAT	NYC NOC	NYC LEI	MYO SP	PLE AUR	NYC SP	NSL	RHI HIP	RHI FER
SS to +30mins	0	0	8	1	0	0	5	0	0	0	0	0	0	0
31 to +60mins	0	0	160	1	21	55	3	0	6	0	0	0	0	0
Sub Total	0	0	168	2	21	55	8	0	6	0	0	0	0	0
61 to +90mins	0	0	473	32	84	46	1	0	8	0	0	0	0	0
91 to +120mins	0	0	445	11	54	47	3	0	4	0	0	0	0	0
Sub Total	0	0	918	43	138	93	4	0	12	0	0	0	0	0
SS+121mins to SR-121mins	0	0	2155	347	339	218	0	0	29	1	0	0	0	0
120 to -91mins	0	0	251	10	66	136	0	0	3	0	0	0	0	0
90 to -61mins	0	0	315	2	54	59	0	0	9	0	0	0	0	0
Sub Total	0	0	566	12	120	195	0	0	12	0	0	0	0	0
60 to -31mins	0	0	66	8	4	2	1	0	4	0	0	0	0	0
30 to SR	0	0	2	0	0	0	4	0	0	0	0	0	0	0
Sub Total	0	0	68	8	4	2	5	0	4	0	0	0	0	0
Total	0	0	3875	412	622	563	17	0	63	1	0	0	0	0

Table G.116 - Summary of Hedgerow 83 Static Data from Summer 2022

Bat Species	BAR BAR	EPT SER	PIP PIP	PIP PYG	PIP SP	PIP NAT	NYC NOC	NYC LEI	MYO SP	PLE AUR	NYC SP	NSL	RHI HIP	RHI FER
SS to +30mins	0	0	7	12	0	0	1	0	3	0	0	0	0	0
31 to +60mins	0	0	98	12	2	0	2	0	30	0	0	0	0	0
Sub Total	0	0	105	24	2	0	3	0	33	0	0	0	0	0
61 to +90mins	0	0	412	58	9	0	1	0	18	0	0	0	0	0
91 to +120mins	0	0	511	133	25	0	0	0	9	0	0	0	0	0
Sub Total	0	0	923	191	34	0	1	0	27	0	0	0	0	0
SS+121mins to SR-121mins	0	0	2476	667	98	1	2	0	102	4	1	0	0	0
120 to -91mins	0	0	269	102	12	0	0	0	5	0	0	0	0	0
90 to -61mins	0	0	216	40	2	0	1	0	20	1	0	0	0	0
Sub Total	0	0	485	142	14	0	1	0	25	1	0	0	0	0
60 to -31mins	0	0	11	9	0	0	5	0	13	1	0	0	0	0
30 to SR	0	0	0	3	0	0	2	0	0	0	0	0	0	0
Sub Total	0	0	11	12	0	0	7	0	13	1	0	0	0	0
Total	0	0	4000	1036	148	1	14	0	200	6	1	0	0	0

Table G.117 - Summary of Hedgerow 87 Static Data from Summer 2022

Bat Species	BAR BAR	EPT SER	PIP PIP	PIP PYG	PIP SP	PIP NAT	NYC NOC	NYC LEI	MYO SP	PLE AUR	NYC SP	NSL	RHI HIP	RHI FER
SS to +30mins	0	0	3	106	0	0	1	1	0	0	0	0	0	0

Bat Species	BAR BAR	EPT SER	PIP PIP	PIP PYG	PIP SP	PIP NAT	NYC NOC	NYC LEI	MYO SP	PLE AUR	NYC SP	NSL	RHI HIP	RHI FER
31 to +60mins	0	0	269	193	10	1	2	0	7	0	0	1	0	0
Sub Total	0	0	272	299	10	1	3	1	7	0	0	1	0	0
61 to +90mins	0	0	349	29	4	0	5	0	6	0	0	0	0	0
91 to +120mins	0	0	438	9	2	0	2	0	2	0	0	1	0	0
Sub Total	0	0	787	38	6	0	7	0	8	0	0	1	0	0
SS+121mins to SR-121mins	0	0	2040	69	10	3	3	0	55	0	0	0	0	0
120 to -91mins	0	0	244	12	1	0	0	0	1	0	0	0	0	0
90 to -61mins	0	0	236	12	0	0	0	0	2	0	0	0	0	0
Sub Total	0	0	480	24	1	0	0	0	3	0	0	0	0	0
60 to -31mins	0	0	62	6	0	0	4	1	0	0	0	0	0	0
30 to SR	0	0	1	1	1	0	8	1	0	0	0	0	0	0
Sub Total	0	0	63	7	1	0	12	2	0	0	0	0	0	0
Total	0	0	3642	437	28	4	25	3	73	0	0	2	0	0

Table G.118 – Summary of hedgerow 88 Static data from Summer 2022

Bat Species	BAR BAR	EPT SER	PIP PIP	PIP PYG	PIP SP	PIP NAT	NYC NOC	NYC LEI	MYO SP	PLE AUR	NYC SP	NSL	RHI HIP	RHI FER
SS to +30mins	0	0	0	0	0	0	5	0	0	0	0	0	0	0
31 to +60mins	0	0	54	10	0	0	4	0	12	0	0	0	0	0
Sub Total	0	0	54	10	0	0	9	0	12	0	0	0	0	0
61 to +90mins	0	0	231	13	0	0	5	1	17	0	0	0	0	0
91 to +120mins	0	0	112	10	0	0	9	0	3	0	0	0	0	0

Bat Species	BAR BAR	EPT SER	PIP PIP	PIP PYG	PIP SP	PIP NAT	NYC NOC	NYC LEI	MYO SP	PLE AUR	NYC SP	NSL	RHI HIP	RHI FER
Sub Total	0	0	343	23	0	0	14	1	20	0	0	0	0	0
SS+121mins to SR-121mins	0	0	1028	63	0	0	14	1	155	0	0	0	0	0
120 to -91mins	0	0	179	20	0	0	1	0	9	0	0	0	0	0
90 to -61mins	0	0	170	22	0	0	0	0	3	0	0	0	0	0
Sub Total	0	0	349	42	0	0	1	0	12	0	0	0	0	0
60 to -31mins	0	0	0	0	0	0	0	0	0	0	0	0	0	0
30 to SR	0	0	0	0	0	0	0	0	0	0	0	0	0	0
Sub Total	0	0	0	0	0	0	0	0	0	0	0	0	0	0
Total	0	0	1774	138	0	0	38	2	199	0	0	0	0	0

Table G.119 – Summary of hedgerow 90 Static data from Summer 2022

Bat Species	BAR BAR	EPT SER	PIP PIP	PIP PYG	PIP SP	PIP NAT	NYC NOC	NYC LEI	MYO SP	PLE AUR	NYC SP	NSL	RHI HIP	RHI FER
SS to +30mins	0	0	3	4	1	0	10	0	0	0	0	0	0	0
31 to +60mins	0	0	226	15	1	2	3	0	16	0	0	0	0	0
Sub Total	0	0	229	19	2	2	13	0	16	0	0	0	0	0
61 to +90mins	0	0	165	46	8	14	2	0	22	0	0	0	0	0
91 to +120mins	0	0	111	42	13	13	0	0	10	0	0	0	0	0
Sub Total	0	0	276	88	21	27	2	0	32	0	0	0	0	0
SS+121mins to SR-121mins	0	0	1673	150	55	4	4	0	377	3	0	1	0	0
120 to -91mins	0	0	212	14	3	1	0	0	28	0	0	0	0	0
90 to -61mins	0	0	93	6	0	0	2	0	27	1	0	0	0	0

Bat Species	BAR BAR	EPT SER	PIP PIP	PIP PYG	PIP SP	PIP NAT	NYC NOC	NYC LEI	MYO SP	PLE AUR	NYC SP	NSL	RHI HIP	RHI FER
Sub Total	0	0	305	20	3	1	2	0	55	1	0	0	0	0
60 to -31mins	0	0	28	30	0	0	1	0	17	0	0	0	0	0
30 to SR	0	0	1	0	0	0	3	0	0	0	0	0	0	0
Sub Total	0	0	29	30	0	0	4	0	17	0	0	0	0	0
Total	0	0	2512	307	81	34	25	0	497	4	0	1	0	0

Table G.120 – Summary of hedgerow 91 Static data from Summer 2022

Bat Species	BAR BAR	EPT SER	PIP PIP	PIP PYG	PIP SP	PIP NAT	NYC NOC	NYC LEI	MYO SP	PLE AUR	NYC SP	NSL	RHI HIP	RHI FER
SS to +30mins	0	0	12	4	2	0	0	0	0	0	0	0	0	0
31 to +60mins	0	0	410	11	7	0	3	0	14	1	0	0	0	0
Sub Total	0	0	422	15	9	0	3	0	14	1	0	0	0	0
61 to +90mins	0	0	183	4	2	1	1	0	9	5	0	0	0	0
91 to +120mins	0	0	160	2	2	0	1	0	3	1	0	0	0	0
Sub Total	0	0	343	6	4	1	2	0	12	6	0	0	0	0
SS+121mins to SR-121mins	0	0	482	14	2	0	1	0	38	12	0	0	0	0
120 to -91mins	0	0	80	4	0	0	1	0	8	4	0	0	0	0
90 to -61mins	0	0	53	2	0	0	1	0	24	2	0	0	0	0
Sub Total	0	0	133	6	0	0	2	0	32	6	0	0	0	0
60 to -31mins	0	0	39	4	2	0	0	0	5	1	0	0	0	0

Bat Species	BAR BAR	EPT SER	PIP PIP	PIP PYG	PIP SP	PIP NAT	NYC NOC	NYC LEI	MYO SP	PLE AUR	NYC SP	NSL	RHI HIP	RHI FER
30 to SR	0	0	2	3	0	0	3	0	0	0	0	0	0	0
Sub Total	0	0	41	7	2	0	3	0	5	1	0	0	0	0
Total	0	0	1421	48	17	1	11	0	101	26	0	0	0	0

Table G.121 – Summary of hedgerow 113 Static data from Summer 2022

Bat Species	BAR BAR	EPT SER	PIP PIP	PIP PYG	PIP SP	PIP NAT	NYC NOC	NYC LEI	MYO SP	PLE AUR	NYC SP	NSL	RHI HIP	RHI FER
SS to +30mins	0	0	0	0	0	0	2	0	0	0	0	0	0	0
31 to +60mins	0	0	10	0	0	0	20	0	0	0	0	0	0	0
Sub Total	0	0	10	0	0	0	22	0	0	0	0	0	0	0
61 to +90mins	0	0	62	0	0	0	5	0	1	1	0	0	0	0
91 to +120mins	0	0	127	0	0	0	0	0	1	0	0	0	0	0
Sub Total	0	0	189	0	0	0	5	0	2	1	0	0	0	0
SS+121mins to SR-121mins	0	0	980	6	4	0	2	0	38	10	0	0	0	0
120 to -91mins	0	0	79	2	0	0	1	0	14	3	0	0	0	0
90 to -61mins	0	0	61	0	0	0	0	0	25	0	0	0	0	0
Sub Total	0	0	140	2	0	0	1	0	39	3	0	0	0	0
60 to -31mins	0	0	4	0	0	0	0	0	1	0	0	0	0	0
30 to SR	0	0	0	0	0	0	1	0	0	0	0	0	0	0
Sub Total	0	0	4	0	0	0	1	0	1	0	0	0	0	0
Total	0	0	1323	8	4	0	31	0	80	14	0	0	0	0

Table G.122 – Summary of hedgerow 117 Static data from Summer 2022

Bat Species	BAR BAR	EPT SER	PIP PIP	PIP PYG	PIP SP	PIP NAT	NYC NOC	NYC LEI	MYO SP	PLE AUR	NYC SP	NSL	RHI HIP	RHI FER
SS to +30mins	0	0	0	0	0	0	10	0	0	0	0	0	0	0
31 to +60mins	0	0	8	0	0	0	21	0	0	0	0	0	0	0
Sub Total	0	0	8	0	0	0	31	0	0	0	0	0	0	0
61 to +90mins	0	0	76	1	0	0	6	0	1	1	0	0	0	0
91 to +120mins	0	0	32	0	0	0	1	0	0	1	0	0	0	0
Sub Total	0	0	108	1	0	0	7	0	1	2	0	0	0	0
SS+121mins to SR-121mins	0	0	78	0	4	0	3	0	0	5	0	0	0	0
120 to -91mins	0	0	31	0	0	0	1	0	0	0	0	0	0	0
90 to -61mins	0	0	78	0	0	0	1	0	0	0	0	0	0	0
Sub Total	0	0	109	0	0	0	2	0	0	0	0	0	0	0
60 to -31mins	0	0	10	0	1	0	3	0	0	0	0	0	0	0
30 to SR	0	0	0	0	0	0	4	0	0	0	0	0	0	0
Sub Total	0	0	10	0	1	0	7	0	0	0	0	0	0	0
Total	0	0	313	1	5	0	50	0	1	7	0	0	0	0

Table G.123 – Summary of hedgerow 133 Static data from Summer 2022

Bat Species	BAR BAR	EPT SER	PIP PIP	PIP PYG	PIP SP	PIP NAT	NYC NOC	NYC LEI	MYO SP	PLE AUR	NYC SP	NSL	RHI HIP	RHI FER
SS to +30mins	0	0	20	0	0	0	0	0	0	0	0	0	0	0
31 to +60mins	0	0	82	7	0	0	8	0	0	0	0	0	0	0
Sub Total	0	0	102	7	0	0	8	0	0	0	0	0	0	0
61 to +90mins	0	1	35	1	0	0	6	0	1	0	0	0	0	0
91 to +120mins	0	0	17	4	0	0	2	0	1	1	0	0	0	0
Sub Total	0	1	52	5	0	0	8	0	2	1	0	0	0	0
SS+121mins to SR-121mins	0	0	116	30	4	0	11	0	11	10	1	0	0	0
120 to -91mins	0	0	7	1	0	0	0	0	0	2	0	0	0	0
90 to -61mins	0	0	3	1	0	0	0	0	0	1	0	0	0	0
Sub Total	0	0	10	2	0	0	0	0	0	3	0	0	0	0
60 to -31mins	0	0	18	0	0	0	1	0	0	0	0	0	0	0
30 to SR	0	0	2	0	0	0	0	0	0	0	0	0	0	0
Sub Total	0	0	20	0	0	0	1	0	0	0	0	0	0	0
Total	0	1	300	44	4	0	28	0	13	14	1	0	0	0

Table G.124 – Summary of hedgerow 140 Static data from Summer 2022

Bat Species	BAR BAR	EPT SER	PIP PIP	PIP PYG	PIP SP	PIP NAT	NYC NOC	NYC LEI	MYO SP	PLE AUR	NYC SP	NSL	RHI HIP	RHI FER
SS to +30mins	0	0	0	3	0	0	26	0	0	0	0	0	0	0
31 to +60mins	0	0	13	58	14	0	3	0	4	0	0	0	0	0
Sub Total	0	0	13	61	14	0	29	0	4	0	0	0	0	0
61 to +90mins	0	0	14	5	2	0	1	0	2	0	0	0	0	0

Bat Species	BAR BAR	EPT SER	PIP PIP	PIP PYG	PIP SP	PIP NAT	NYC NOC	NYC LEI	MYO SP	PLE AUR	NYC SP	NSL	RHI HIP	RHI FER
91 to +120mins	0	0	4	3	0	0	0	0	4	2	0	0	0	0
Sub Total	0	0	18	8	2	0	1	0	6	2	0	0	0	0
SS+121mins to SR-121mins	0	0	28	13	1	0	0	0	66	6	0	0	0	0
120 to -91mins	0	0	5	3	1	0	0	0	29	1	0	0	0	0
90 to -61mins	0	0	7	12	4	0	0	0	17	0	0	0	0	0
Sub Total	0	0	12	15	5	0	0	0	46	1	0	0	0	0
60 to -31mins	0	0	6	23	4	0	3	0	4	0	0	0	0	0
30 to SR	0	0	0	3	0	0	16	0	0	0	0	0	0	0
Sub Total	0	0	6	26	4	0	19	0	4	0	0	0	0	0
Total	0	0	77	123	26	0	49	0	126	9	0	0	0	0

Table G.125 – Summary of hedgerow 145 Static data from Summer 2022

Bat Species	BAR BAR	EPT SER	PIP PIP	PIP PYG	PIP SP	PIP NAT	NYC NOC	NYC LEI	MYO SP	PLE AUR	NYC SP	NSL	RHI HIP	RHI FER
SS to +30mins	0	0	8	37	3	0	1	0	0	0	0	0	0	0
31 to +60mins	0	0	147	331	16	5	0	0	1	0	0	0	0	0
Sub Total	0	0	155	368	19	5	1	0	1	0	0	0	0	0
61 to +90mins	0	0	191	5	0	8	0	0	3	2	0	0	0	0
91 to +120mins	0	0	417	4	7	2	0	0	6	2	0	0	0	0
Sub Total	0	0	608	9	7	10	0	0	9	4	0	0	0	0

Bat Species	BAR BAR	EPT SER	PIP PIP	PIP PYG	PIP SP	PIP NAT	NYC NOC	NYC LEI	MYO SP	PLE AUR	NYC SP	NSL	RHI HIP	RHI FER
SS+121mins to SR-121mins	0	0	2226	73	29	29	5	0	104	25	0	0	0	0
120 to -91mins	0	0	3	4	0	0	0	0	5	1	0	0	0	0
90 to -61mins	0	0	19	5	0	0	0	0	8	0	0	0	0	0
Sub Total	0	0	22	9	0	0	0	0	13	1	0	0	0	0
60 to -31mins	0	0	16	23	2	0	0	0	6	0	0	0	0	0
30 to SR	0	0	0	11	1	0	0	0	0	0	0	0	0	0
Sub Total	0	0	16	34	3	0	0	0	6	0	0	0	0	0
Total	0	0	3027	493	58	44	6	0	133	30	0	0	0	0

Table G.126 – Summary of hedgerow 154 Static data from Summer 2022

Bat Species	BAR BAR	EPT SER	PIP PIP	PIP PYG	PIP SP	PIP NAT	NYC NOC	NYC LEI	MYO SP	PLE AUR	NYC SP	NSL	RHI HIP	RHI FER
SS to +30mins	0	0	1	0	0	0	5	0	0	0	1	0	0	0
31 to +60mins	0	0	1	0	0	0	2	0	0	0	0	0	0	0
Sub Total	0	0	2	0	0	0	7	0	0	0	1	0	0	0
61 to +90mins	0	0	9	1	0	0	1	0	1	1	0	0	0	0
91 to +120mins	0	0	7	0	0	0	0	0	4	2	0	0	0	0
Sub Total	0	0	16	1	0	0	1	0	5	3	0	0	0	0
SS+121mins to SR-121mins	0	0	38	3	2	0	0	0	29	5	0	0	0	0
120 to -91mins	0	0	5	0	0	0	0	0	11	3	0	0	0	0
90 to -61mins	0	0	4	1	0	0	0	0	4	2	0	0	0	0
Sub Total	0	0	9	1	0	0	0	0	15	5	0	0	0	0

Bat Species	BAR BAR	EPT SER	PIP PIP	PIP PYG	PIP SP	PIP NAT	NYC NOC	NYC LEI	MYO SP	PLE AUR	NYC SP	NSL	RHI HIP	RHI FER
60 to -31mins	0	0	3	0	0	0	0	0	0	0	0	0	0	0
30 to SR	0	0	0	0	0	0	2	0	0	0	0	0	0	0
Sub Total	0	0	3	0	0	0	2	0	0	0	0	0	0	0
Total	0	0	68	5	2	0	10	0	49	13	1	0	0	0

Table G.127 – Summary of hedgerow 156 Static data from Summer 2022

Bat Species	BAR BAR	EPT SER	PIP PIP	PIP PYG	PIP SP	PIP NAT	NYC NOC	NYC LEI	MYO SP	PLE AUR	NYC SP	NSL	RHI HIP	RHI FER
SS to +30mins	0	0	3	2	0	0	5	0	0	0	0	0	0	0
31 to +60mins	0	0	34	7	1	0	0	0	4	0	0	0	0	0
Sub Total	0	0	37	9	1	0	5	0	4	0	0	0	0	0
61 to +90mins	0	0	148	11	22	0	0	0	22	2	0	0	0	0
91 to +120mins	0	0	63	9	23	1	0	0	19	4	0	0	0	0
Sub Total	0	0	211	20	45	1	0	0	41	6	0	0	0	0
SS+121mins to SR-121mins	0	0	420	59	28	1	0	0	230	17	0	0	2	0
120 to -91mins	0	0	107	26	2	0	0	0	58	2	0	2	0	0
90 to -61mins	0	0	64	11	4	0	0	0	48	1	0	0	0	0
Sub Total	0	0	171	37	6	0	0	0	106	3	0	2	0	0
60 to -31mins	0	0	29	14	0	0	1	0	7	0	0	0	0	0
30 to SR	0	0	0	0	0	0	2	0	0	0	0	0	0	0
Sub Total	0	0	29	14	0	0	3	0	7	0	0	0	0	0
Total	0	0	868	139	80	2	8	0	388	26	0	2	2	0

Table G.128 – Summary of hedgerow 157 Static data from Summer 2022

Bat Species	BAR BAR	EPT SER	PIP PIP	PIP PYG	PIP SP	PIP NAT	NYC NOC	NYC LEI	MYO SP	PLE AUR	NYC SP	NSL	RHI HIP	RHI FER
SS to +30mins	0	0	0	6	0	0	11	0	0	0	0	0	0	0
31 to +60mins	0	0	284	70	7	0	2	0	4	0	0	0	0	0
Sub Total	0	0	284	76	7	0	13	0	4	0	0	0	0	0
61 to +90mins	0	0	275	7	4	0	1	0	31	1	0	0	0	0
91 to +120mins	0	0	478	27	1	0	0	0	67	1	0	0	0	0
Sub Total	0	0	753	34	5	0	1	0	98	2	0	0	0	0
SS+121mins to SR-121mins	0	0	2058	185	1	0	0	0	528	2	0	0	1	0
120 to -91mins	0	0	362	71	11	0	0	0	109	1	0	0	0	0
90 to -61mins	0	0	267	32	12	0	0	0	101	1	0	0	0	0
Sub Total	0	0	629	103	23	0	0	0	210	2	0	0	0	0
60 to -31mins	0	0	89	19	1	0	2	0	19	0	0	0	0	0
30 to SR	0	0	0	0	0	0	0	0	0	0	0	0	0	0
Sub Total	0	0	89	19	1	0	2	0	19	0	0	0	0	0
Total	0	0	3813	417	37	0	16	0	859	6	0	0	1	0

Table G.129 – Summary of hedgerow 161 Static data from Summer 2022

Bat Species	BAR BAR	EPT SER	PIP PIP	PIP PYG	PIP SP	PIP NAT	NYC NOC	NYC LEI	MYO SP	PLE AUR	NYC SP	NSL	RHI HIP	RHI FER
SS to +30mins	0	0	4	0	0	0	7	0	0	0	0	0	0	0
31 to +60mins	0	0	375	29	20	0	5	0	3	0	0	0	0	0
Sub Total	0	0	379	29	20	0	12	0	3	0	0	0	0	0
61 to +90mins	0	0	369	2	28	0	1	1	17	1	0	0	0	0
91 to +120mins	0	0	464	7	23	0	0	1	8	0	0	0	0	0
Sub Total	0	0	833	9	51	0	1	2	25	1	0	0	0	0
SS+121mins to SR-121mins	0	0	3067	91	48	0	0	0	126	4	0	0	0	0
120 to -91mins	0	0	475	50	8	0	2	0	7	2	0	0	0	0
90 to -61mins	0	0	497	19	17	0	0	0	13	1	0	0	0	0
Sub Total	0	0	972	69	25	0	2	0	20	3	0	0	0	0
60 to -31mins	0	0	243	16	11	0	1	0	1	0	0	0	0	0
30 to SR	0	0	0	0	0	0	3	0	0	0	0	0	0	0
Sub Total	0	0	243	16	11	0	4	0	1	0	0	0	0	0
Total	0	0	5494	214	155	0	19	2	175	8	0	0	0	0

Table G.130 – Summary of hedgerow 164 Static data from Summer 2022

Bat Species	BAR BAR	EPT SER	PIP PIP	PIP PYG	PIP SP	PIP NAT	NYC NOC	NYC LEI	MYO SP	PLE AUR	NYC SP	NSL	RHI HIP	RHI FER
SS to +30mins	0	0	0	0	0	0	34	0	0	0	0	0	0	0
31 to +60mins	0	0	2	0	0	0	10	0	0	0	0	0	0	0
Sub Total	0	0	2	0	0	0	44	0	0	0	0	0	0	0
61 to +90mins	0	0	120	2	0	0	1	0	0	1	0	0	0	0

Bat Species	BAR BAR	EPT SER	PIP PIP	PIP PYG	PIP SP	PIP NAT	NYC NOC	NYC LEI	MYO SP	PLE AUR	NYC SP	NSL	RHI HIP	RHI FER
91 to +120mins	0	0	135	3	0	0	0	0	0	0	0	0	0	0
Sub Total	0	0	255	5	0	0	1	0	0	1	0	0	0	0
SS+121mins to SR-121mins	0	0	1409	0	0	0	0	0	0	0	0	0	0	0
120 to -91mins	0	0	218	2	1	0	0	0	0	0	0	0	0	0
90 to -61mins	0	0	150	0	0	0	0	0	0	1	0	0	0	0
Sub Total	0	0	368	2	1	0	0	0	0	1	0	0	0	0
60 to -31mins	0	0	14	0	0	0	11	0	0	0	0	0	0	0
30 to SR	0	0	0	0	0	0	38	0	0	0	0	0	0	0
Sub Total	0	0	14	0	0	0	49	0	0	0	0	0	0	0
Total	0	0	2048	7	1	0	94	0	0	2	0	0	0	0

Table G.131 – Summary of hedgerow 167 Static data from Summer 2022

Bat Species	BAR BAR	EPT SER	PIP PIP	PIP PYG	PIP SP	PIP NAT	NYC NOC	NYC LEI	MYO SP	PLE AUR	NYC SP	NSL	RHI HIP	RHI FER
SS to +30mins	0	0	115	14	1	0	2	0	0	0	0	0	0	0
31 to +60mins	0	0	328	8	1	0	1	0	5	0	0	0	0	0
Sub Total	0	0	443	22	2	0	3	0	5	0	0	0	0	0
61 to +90mins	0	0	232	16	0	0	1	0	11	2	0	0	0	0
91 to +120mins	0	0	187	6	0	0	2	0	7	7	0	0	0	0
Sub Total	0	0	419	22	0	0	3	0	18	9	0	0	0	0
SS+121mins to SR-121mins	0	0	486	88	17	0	2	0	173	29	0	0	0	0
120 to -91mins	0	0	7	5	0	0	0	0	8	1	0	0	0	0

Bat Species	BAR BAR	EPT SER	PIP PIP	PIP PYG	PIP SP	PIP NAT	NYC NOC	NYC LEI	MYO SP	PLE AUR	NYC SP	NSL	RHI HIP	RHI FER
90 to -61mins	0	0	18	7	0	0	0	0	8	0	0	0	0	0
Sub Total	0	0	25	12	0	0	0	0	16	1	0	0	0	0
60 to -31mins	0	0	29	8	0	0	0	0	2	0	0	0	0	0
30 to SR	0	0	5	1	0	0	0	0	0	0	0	0	0	0
Sub Total	0	0	34	9	0	0	0	0	2	0	0	0	0	0
Total	0	0	1407	153	19	0	8	0	214	39	0	0	0	0

Table G.132 – Summary of hedgerow 170 Static data from Summer 2022

Bat Species	BAR BAR	EPT SER	PIP PIP	PIP PYG	PIP SP	PIP NAT	NYC NOC	NYC LEI	MYO SP	PLE AUR	NYC SP	NSL	RHI HIP	RHI FER
SS to +30mins	0	0	0	1	0	0	64	0	0	0	0	0	0	0
31 to +60mins	0	0	3	4	1	0	46	1	0	0	0	0	0	0
Sub Total	0	0	3	5	1	0	110	1	0	0	0	0	0	0
61 to +90mins	0	0	17	0	0	1	4	0	2	0	0	0	0	0
91 to +120mins	0	0	28	2	0	0	1	0	1	0	0	0	0	0
Sub Total	0	0	45	2	0	1	5	0	3	0	0	0	0	0
SS+121mins to SR-121mins	0	0	155	4	1	0	9	0	8	1	0	0	0	0
120 to -91mins	0	0	9	0	0	0	3	0	1	0	0	0	0	0
90 to -61mins	0	0	38	3	0	0	1	0	0	0	0	0	0	0
Sub Total	0	0	47	3	0	0	4	0	1	0	0	0	0	0
60 to -31mins	0	0	8	0	0	0	68	1	0	0	0	0	0	0
30 to SR	0	0	0	0	0	0	40	0	0	0	0	0	0	0
Sub Total	0	0	8	0	0	0	108	1	0	0	0	0	0	0

Bat Species	BAR BAR	EPT SER	PIP PIP	PIP PYG	PIP SP	PIP NAT	NYC NOC	NYC LEI	MYO SP	PLE AUR	NYC SP	NSL	RHI HIP	RHI FER
Total	0	0	258	14	2	1	236	2	12	1	0	0	0	0

Table G.133 – Summary of hedgerow 173 Static data from Summer 2022

Bat Species	BAR BAR	EPT SER	PIP PIP	PIP PYG	PIP SP	PIP NAT	NYC NOC	NYC LEI	MYO SP	PLE AUR	NYC SP	NSL	RHI HIP	RHI FER
SS to +30mins	0	0	0	0	0	0	28	0	0	0	0	0	0	0
31 to +60mins	0	0	25	0	4	0	33	0	0	0	0	0	0	0
Sub Total	0	0	25	0	4	0	61	0	0	0	0	0	0	0
61 to +90mins	0	0	53	1	0	0	1	0	3	0	0	0	0	0
91 to +120mins	0	0	35	0	0	0	0	0	5	0	0	0	0	0
Sub Total	0	0	88	1	0	0	1	0	8	0	0	0	0	0
SS+121mins to SR-121mins	0	0	264	2	36	0	1	0	16	0	0	0	0	0
120 to -91mins	0	0	83	2	2	0	0	0	0	0	0	0	0	0
90 to -61mins	0	0	60	1	3	0	0	0	3	0	0	0	0	0
Sub Total	0	0	143	3	5	0	0	0	3	0	0	0	0	0
60 to -31mins	0	0	6	0	0	0	63	0	0	0	0	0	0	0
30 to SR	0	0	0	0	0	0	23	0	0	0	0	0	0	0
Sub Total	0	0	6	0	0	0	86	0	0	0	0	0	0	0
Total	0	0	526	6	45	0	149	0	27	0	0	0	0	0

Table G.134 – Summary of hedgerow 176 Static data from Summer 2022

Bat Species	BAR BAR	EPT SER	PIP PIP	PIP PYG	PIP SP	PIP NAT	NYC NOC	NYC LEI	MYO SP	PLE AUR	NYC SP	NSL	RHI HIP	RHI FER
SS to +30mins	0	0	5	21	0	0	3	0	0	0	0	0	0	0
31 to +60mins	0	0	325	19	0	2	2	0	70	0	0	0	0	0
Sub Total	0	0	330	40	0	2	5	0	70	0	0	0	0	0
61 to +90mins	0	0	436	32	0	0	6	0	184	0	0	0	0	0
91 to +120mins	0	0	415	28	2	3	1	0	173	4	0	0	0	0
Sub Total	0	0	851	60	2	3	7	0	357	4	0	0	0	0
SS+121mins to SR-121mins	0	1	1779	310	6	0	3	0	1254	30	1	1	0	0
120 to -91mins	0	0	18	4	0	0	0	0	56	1	0	0	0	0
90 to -61mins	0	0	22	4	0	0	0	0	22	0	0	0	0	0
Sub Total	0	0	40	8	0	0	0	0	78	1	0	0	0	0
60 to -31mins	0	0	26	3	0	0	0	0	4	0	0	0	0	0
30 to SR	0	0	0	0	0	0	0	0	1	0	0	0	0	0
Sub Total	0	0	26	3	0	0	0	0	5	0	0	0	0	0
Total	0	1	3026	421	8	5	15	0	1764	35	1	1	0	0

Table G.135 – Summary of hedgerow 187 Static data from Summer 2022

Bat Species	BAR BAR	EPT SER	PIP PIP	PIP PYG	PIP SP	PIP NAT	NYC NOC	NYC LEI	MYO SP	PLE AUR	NYC SP	NSL	RHI HIP	RHI FER
SS to +30mins	0	0	2	2	0	0	3	0	0	0	0	0	0	0
31 to +60mins	0	0	22	17	0	0	20	0	2	0	0	0	0	0
Sub Total	0	0	24	19	0	0	23	0	2	0	0	0	0	0
61 to +90mins	0	0	37	30	0	0	11	0	19	3	0	0	0	0

Bat Species	BAR BAR	EPT SER	PIP PIP	PIP PYG	PIP SP	PIP NAT	NYC NOC	NYC LEI	MYO SP	PLE AUR	NYC SP	NSL	RHI HIP	RHI FER
91 to +120mins	0	0	18	17	0	0	7	1	23	8	1	0	0	0
Sub Total	0	0	55	47	0	0	18	1	42	11	1	0	0	0
SS+121mins to SR-121mins	0	0	172	141	1	0	21	0	243	79	1	0	0	0
120 to -91mins	0	0	0	1	0	0	0	0	11	4	0	0	0	0
90 to -61mins	0	0	2	2	0	0	0	0	6	1	0	0	0	0
Sub Total	0	0	2	3	0	0	0	0	17	5	0	0	0	0
60 to -31mins	0	0	1	1	0	0	0	0	1	0	0	0	0	0
30 to SR	0	0	0	0	0	0	0	0	0	0	0	0	0	0
Sub Total	0	0	1	1	0	0	0	0	1	0	0	0	0	0
Total	0	0	254	211	1	0	62	1	305	95	2	0	0	0

Table G.136 – Summary of hedgerow 188 Static data from Summer 2022

Bat Species	BAR BAR	EPT SER	PIP PIP	PIP PYG	PIP SP	PIP NAT	NYC NOC	NYC LEI	MYO SP	PLE AUR	NYC SP	NSL	RHI HIP	RHI FER
SS to +30mins	0	0	0	0	0	0	19	0	0	0	0	0	0	0
31 to +60mins	0	0	1	0	0	0	44	0	0	0	0	0	0	0
Sub Total	0	0	1	0	0	0	63	0	0	0	0	0	0	0
61 to +90mins	0	0	1	1	0	0	14	0	2	0	0	0	0	0
91 to +120mins	0	0	5	1	0	0	9	0	18	1	0	0	0	0
Sub Total	0	0	6	2	0	0	23	0	20	1	0	0	0	0
SS+121mins to SR-121mins	0	0	19	0	3	0	14	0	131	6	0	0	0	0
120 to -91mins	0	0	2	0	0	0	0	0	5	0	0	0	0	0
90 to -61mins	0	0	0	0	0	0	0	0	0	0	0	0	0	0

Bat Species	BAR BAR	EPT SER	PIP PIP	PIP PYG	PIP SP	PIP NAT	NYC NOC	NYC LEI	MYO SP	PLE AUR	NYC SP	NSL	RHI HIP	RHI FER
Sub Total	0	0	2	0	0	0	0	0	5	0	0	0	0	0
60 to -31mins	0	0	0	0	0	0	0	0	0	0	0	0	0	0
30 to SR	0	0	0	0	0	0	0	0	0	0	0	0	0	0
Sub Total	0	0	0	0	0	0	0	0	0	0	0	0	0	0
Total	0	0	28	2	3	0	100	0	156	7	0	0	0	0

Table G.137 – Summary of hedgerow 189 Static data from Summer 2022

Bat Species	BAR BAR	EPT SER	PIP PIP	PIP PYG	PIP SP	PIP NAT	NYC NOC	NYC LEI	MYO SP	PLE AUR	NYC SP	NSL	RHI HIP	RHI FER
SS to +30mins	0	0	0	0	0	0	6	0	0	0	0	0	0	0
31 to +60mins	0	0	32	15	0	0	10	0	0	0	0	0	0	0
Sub Total	0	0	32	15	0	0	16	0	0	0	0	0	0	0
61 to +90mins	0	0	181	41	3	0	6	0	2	0	0	0	0	0
91 to +120mins	0	0	212	55	2	0	8	0	13	1	0	0	0	0
Sub Total	0	0	393	96	5	0	14	0	15	1	0	0	0	0
SS+121mins to SR-121mins	0	0	1635	178	2	0	5	0	129	15	0	0	0	0
120 to -91mins	0	0	12	0	0	0	0	0	4	1	0	0	0	0
90 to -61mins	0	0	2	2	0	0	0	0	0	0	0	0	0	0
Sub Total	0	0	14	2	0	0	0	0	4	1	0	0	0	0
60 to -31mins	0	0	6	0	0	0	1	0	0	0	0	0	0	0
30 to SR	0	0	0	0	0	0	0	0	0	0	0	0	0	0
Sub Total	0	0	6	0	0	0	1	0	0	0	0	0	0	0

Bat Species	BAR BAR	EPT SER	PIP PIP	PIP PYG	PIP SP	PIP NAT	NYC NOC	NYC LEI	MYO SP	PLE AUR	NYC SP	NSL	RHI HIP	RHI FER
Total	0	0	2080	291	7	0	36	0	148	17	0	0	0	0

Table G.138 – Summary of hedgerow 196 Static data from Summer 2022

Bat Species	BAR BAR	EPT SER	PIP PIP	PIP PYG	PIP SP	PIP NAT	NYC NOC	NYC LEI	MYO SP	PLE AUR	NYC SP	NSL	RHI HIP	RHI FER
SS to +30mins	0	0	0	3	0	0	9	0	0	0	0	0	0	0
31 to +60mins	0	0	18	23	1	0	227	0	0	0	5	0	0	0
Sub Total	0	0	18	26	1	0	236	0	0	0	5	0	0	0
61 to +90mins	0	0	30	27	0	0	118	0	49	0	7	1	0	0
91 to +120mins	0	0	23	24	1	0	65	0	113	2	7	0	0	0
Sub Total	0	0	53	51	1	0	183	0	162	2	14	1	0	0
SS+121mins to SR-121mins	0	0	197	94	2	0	23	0	358	23	0	0	0	0
120 to -91mins	0	0	6	5	0	0	0	0	6	0	0	0	0	0
90 to -61mins	0	0	4	3	1	0	0	0	14	0	0	0	0	0
Sub Total	0	0	10	8	1	0	0	0	20	0	0	0	0	0
60 to -31mins	0	0	14	2	0	0	3	0	0	0	0	0	0	0
30 to SR	0	0	0	0	0	0	1	0	0	0	0	0	0	0
Sub Total	0	0	14	2	0	0	4	0	0	0	0	0	0	0
Total	0	0	292	181	5	0	446	0	540	25	19	1	0	0

Table G.139 – Summary of hedgerow 199 Static data from Summer 2022

Bat Species	BAR BAR	EPT SER	PIP PIP	PIP PYG	PIP SP	PIP NAT	NYC NOC	NYC LEI	MYO SP	PLE AUR	NYC SP	NSL	RHI HIP	RHI FER
SS to +30mins	0	0	5	12	0	0	3	0	0	0	0	0	0	0
31 to +60mins	0	0	60	42	1	0	9	0	10	0	1	2	0	0
Sub Total	0	0	65	54	1	0	12	0	10	0	1	2	0	0
61 to +90mins	0	0	35	15	0	0	1	0	63	2	0	0	4	0
91 to +120mins	0	0	23	26	0	0	1	0	5	1	0	0	0	0
Sub Total	0	0	58	41	0	0	2	0	68	3	0	0	4	0
SS+121mins to SR-121mins	0	0	98	97	3	0	4	0	76	18	1	0	5	0
120 to -91mins	0	0	0	1	0	0	0	0	4	1	0	0	0	0
90 to -61mins	0	0	1	3	0	0	0	0	5	1	0	0	0	0
Sub Total	0	0	1	4	0	0	0	0	9	2	0	0	0	0
60 to -31mins	0	0	2	2	0	0	0	0	1	0	0	0	0	0
30 to SR	0	0	0	2	0	0	0	0	0	0	0	0	0	0
Sub Total	0	0	2	4	0	0	0	0	1	0	0	0	0	0
Total	0	0	224	200	4	0	18	0	164	23	2	2	9	0

Table G.140 – Summary of hedgerow 202 Static data from Summer 2022

Bat Species	BAR BAR	EPT SER	PIP PIP	PIP PYG	PIP SP	PIP NAT	NYC NOC	NYC LEI	MYO SP	PLE AUR	NYC SP	NSL	RHI HIP	RHI FER
SS to +30mins	0	0	15	4	0	0	13	0	0	0	0	0	0	0
31 to +60mins	0	2	43	15	0	0	100	0	24	0	39	32	0	0
Sub Total	0	2	58	19	0	0	113	0	24	0	39	32	0	0
61 to +90mins	0	0	101	13	1	0	6	0	135	4	0	1	2	0

Bat Species	BAR BAR	EPT SER	PIP PIP	PIP PYG	PIP SP	PIP NAT	NYC NOC	NYC LEI	MYO SP	PLE AUR	NYC SP	NSL	RHI HIP	RHI FER
91 to +120mins	0	0	27	9	1	0	7	0	227	4	0	0	4	0
Sub Total	0	0	128	22	2	0	13	0	362	8	0	1	6	0
SS+121mins to SR-121mins	0	0	237	46	4	0	15	0	159	41	0	1	1	0
120 to -91mins	0	0	3	1	0	0	1	0	9	7	0	0	0	0
90 to -61mins	0	0	22	4	0	0	1	0	7	0	0	0	0	0
Sub Total	0	0	25	5	0	0	2	0	16	7	0	0	0	0
60 to -31mins	0	0	59	7	0	0	0	0	0	0	0	0	0	0
30 to SR	0	0	8	0	0	0	0	0	0	0	0	0	0	0
Sub Total	0	0	67	7	0	0	0	0	0	0	0	0	0	0
Total	0	2	515	99	6	0	143	0	561	56	39	34	7	0

Table G.141 – Summary of hedgerow 206 Static data from Summer 2022

Bat Species	BAR BAR	EPT SER	PIP PIP	PIP PYG	PIP SP	PIP NAT	NYC NOC	NYC LEI	MYO SP	PLE AUR	NYC SP	NSL	RHI HIP	RHI FER
SS to +30mins	0	0	5	14	0	0	5	0	0	0	0	0	0	0
31 to +60mins	0	1	168	36	2	0	75	1	9	0	38	9	0	0
Sub Total	0	1	173	50	2	0	80	1	9	0	38	9	0	0
61 to +90mins	0	0	416	22	0	0	36	0	67	0	31	1	1	0
91 to +120mins	0	0	226	10	1	0	5	0	64	6	0	0	0	0
Sub Total	0	0	642	32	1	0	41	0	131	6	31	1	1	0
SS+121mins to SR-121mins	0	0	374	60	15	0	28	0	775	108	5	1	0	0
120 to -91mins	0	0	3	3	0	0	19	0	4	7	5	0	0	0

Bat Species	BAR BAR	EPT SER	PIP PIP	PIP PYG	PIP SP	PIP NAT	NYC NOC	NYC LEI	MYO SP	PLE AUR	NYC SP	NSL	RHI HIP	RHI FER
90 to -61mins	0	0	24	3	0	0	9	0	2	5	2	0	0	0
Sub Total	0	0	27	6	0	0	28	0	6	12	7	0	0	0
60 to -31mins	0	0	77	5	0	0	0	0	1	0	0	0	0	0
30 to SR	0	0	14	5	0	0	0	0	0	0	0	0	0	0
Sub Total	0	0	91	10	0	0	0	0	1	0	0	0	0	0
Total	0	1	1307	158	18	0	177	1	922	126	81	11	1	0

Table G.142 – Summary of hedgerow 207 Static data from Summer 2022

Bat Species	BAR BAR	EPT SER	PIP PIP	PIP PYG	PIP SP	PIP NAT	NYC NOC	NYC LEI	MYO SP	PLE AUR	NYC SP	NSL	RHI HIP	RHI FER
SS to +30mins	0	0	0	0	0	1	8	0	0	0	0	0	0	0
31 to +60mins	0	0	7	9	0	0	5	0	0	0	0	0	0	0
Sub Total	0	0	7	9	0	1	13	0	0	0	0	0	0	0
61 to +90mins	0	0	182	4	1	0	6	0	0	0	0	0	0	0
91 to +120mins	0	0	230	1	2	0	2	0	0	0	0	0	0	0
Sub Total	0	0	412	5	3	0	8	0	0	0	0	0	0	0
SS+121mins to SR-121mins	0	0	462	9	4	0	2	0	4	5	0	0	0	0
120 to -91mins	0	0	58	0	0	0	1	0	0	0	0	0	1	0
90 to -61mins	0	0	49	1	0	0	1	0	0	0	0	0	0	0
Sub Total	0	0	107	1	0	0	2	0	0	0	0	0	1	0
60 to -31mins	0	0	4	0	0	0	6	0	0	0	0	0	0	0
30 to SR	0	0	0	0	0	0	0	0	0	0	0	0	0	0

Bat Species	BAR BAR	EPT SER	PIP PIP	PIP PYG	PIP SP	PIP NAT	NYC NOC	NYC LEI	MYO SP	PLE AUR	NYC SP	NSL	RHI HIP	RHI FER
Sub Total	0	0	4	0	0	0	6	0	0	0	0	0	0	0
Total	0	0	992	24	7	1	31	0	4	5	0	0	1	0

Table G.143 – Summary of hedgerow 210 Static data from Summer 2022

Bat Species	BAR BAR	EPT SER	PIP PIP	PIP PYG	PIP SP	PIP NAT	NYC NOC	NYC LEI	MYO SP	PLE AUR	NYC SP	NSL	RHI HIP	RHI FER
SS to +30mins	0	0	0	0	0	0	5	0	0	0	0	0	0	0
31 to +60mins	0	0	11	33	0	0	15	0	2	0	0	0	0	0
Sub Total	0	0	11	33	0	0	20	0	2	0	0	0	0	0
61 to +90mins	0	0	24	32	2	0	3	0	40	0	0	0	0	0
91 to +120mins	0	0	75	12	0	0	5	0	60	2	0	0	0	0
Sub Total	0	0	99	44	2	0	8	0	100	2	0	0	0	0
SS+121mins to SR-121mins	0	0	200	63	3	0	16	0	762	26	0	0	0	0
120 to -91mins	0	0	5	2	0	0	0	0	0	2	0	0	0	0
90 to -61mins	0	0	6	0	0	0	0	0	0	0	0	0	0	0
Sub Total	0	0	11	2	0	0	0	0	0	2	0	0	0	0
60 to -31mins	0	0	4	3	0	0	1	0	0	0	0	0	0	0
30 to SR	0	0	0	0	0	0	0	0	0	0	0	0	0	0
Sub Total	0	0	4	3	0	0	1	0	0	0	0	0	0	0
Total	0	0	325	145	5	0	45	0	864	30	0	0	0	0

Table G.144 – Summary of hedgerow 214 Static data from Summer 2022

Bat Species	BAR BAR	EPT SER	PIP PIP	PIP PYG	PIP SP	PIP NAT	NYC NOC	NYC LEI	MYO SP	PLE AUR	NYC SP	NSL	RHI HIP	RHI FER
SS to +30mins	0	0	11	1	0	0	3	0	0	0	0	0	0	0
31 to +60mins	0	0	38	46	0	0	6	0	1	0	0	0	0	0
Sub Total	0	0	49	47	0	0	9	0	1	0	0	0	0	0
61 to +90mins	0	0	39	9	0	0	3	0	0	0	0	0	0	0
91 to +120mins	0	0	17	1	0	0	3	0	0	0	0	0	0	0
Sub Total	0	0	56	10	0	0	6	0	0	0	0	0	0	0
SS+121mins to SR-121mins	0	0	71	7	0	0	0	0	7	1	0	0	0	0
120 to -91mins	0	0	22	13	0	0	0	0	1	0	0	0	0	0
90 to -61mins	0	0	11	4	0	0	0	0	0	0	0	0	0	0
Sub Total	0	0	33	17	0	0	0	0	1	0	0	0	0	0
60 to -31mins	0	0	14	2	0	0	2	0	0	0	0	0	0	0
30 to SR	0	0	4	0	0	0	0	0	0	0	0	0	0	0
Sub Total	0	0	18	2	0	0	2	0	0	0	0	0	0	0
Total	0	0	227	83	0	0	17	0	9	1	0	0	0	0

Table G.145 – Summary of hedgerow 223 Static data from Summer 2022

Bat Species	BAR BAR	EPT SER	PIP PIP	PIP PYG	PIP SP	PIP NAT	NYC NOC	NYC LEI	MYO SP	PLE AUR	NYC SP	NSL	RHI HIP	RHI FER
SS to +30mins	0	0	3	3	0	0	7	0	0	0	0	0	0	0
31 to +60mins	0	0	60	10	0	1	2	0	1	0	0	0	0	0
Sub Total	0	0	63	13	0	1	9	0	1	0	0	0	0	0
61 to +90mins	0	0	95	4	1	0	0	0	1	0	0	0	0	0

Bat Species	BAR BAR	EPT SER	PIP PIP	PIP PYG	PIP SP	PIP NAT	NYC NOC	NYC LEI	MYO SP	PLE AUR	NYC SP	NSL	RHI HIP	RHI FER
91 to +120mins	0	0	37	1	0	0	0	0	0	0	0	0	0	0
Sub Total	0	0	132	5	1	0	0	0	1	0	0	0	0	0
SS+121mins to SR-121mins	0	0	57	7	1	0	0	0	6	0	0	0	0	0
120 to -91mins	0	0	2	0	0	0	0	0	0	0	0	0	0	0
90 to -61mins	0	0	7	1	0	0	0	0	1	0	0	0	0	0
Sub Total	0	0	9	1	0	0	0	0	1	0	0	0	0	0
60 to -31mins	0	0	18	6	0	0	2	0	0	0	0	0	0	0
30 to SR	0	0	0	0	0	0	0	0	0	0	0	0	0	0
Sub Total	0	0	18	6	0	0	2	0	0	0	0	0	0	0
Total	0	0	279	32	2	1	11	0	9	0	0	0	0	0

Table G.146 – Summary of hedgerow 225 Static data from Summer 2022

Bat Species	BAR BAR	EPT SER	PIP PIP	PIP PYG	PIP SP	PIP NAT	NYC NOC	NYC LEI	MYO SP	PLE AUR	NYC SP	NSL	RHI HIP	RHI FER
SS to +30mins	0	0	5	2	1	0	13	0	0	0	0	0	0	0
31 to +60mins	0	0	76	10	5	0	14	0	2	0	0	0	0	0
Sub Total	0	0	81	12	6	0	27	0	2	0	0	0	0	0
61 to +90mins	0	0	197	6	3	1	2	0	6	0	0	0	0	0
91 to +120mins	0	0	120	7	2	2	0	0	2	1	0	0	0	0
Sub Total	0	0	317	13	5	3	2	0	8	1	0	0	0	0
SS+121mins to SR-121mins	0	0	399	19	9	0	0	0	7	7	0	0	0	0
120 to -91mins	0	0	52	2	0	0	0	0	1	1	0	0	0	0

Bat Species	BAR BAR	EPT SER	PIP PIP	PIP PYG	PIP SP	PIP NAT	NYC NOC	NYC LEI	MYO SP	PLE AUR	NYC SP	NSL	RHI HIP	RHI FER
90 to -61mins	0	0	79	1	0	0	0	0	2	0	0	0	0	0
Sub Total	0	0	131	3	0	0	0	0	3	1	0	0	0	0
60 to -31mins	0	0	44	2	0	0	6	0	1	0	0	0	0	0
30 to SR	0	0	0	0	0	0	3	0	0	0	0	0	0	0
Sub Total	0	0	44	2	0	0	9	0	1	0	0	0	0	0
Total	0	0	972	49	20	3	38	0	21	9	0	0	0	0

Table G.147 – Summary of hedgerow 229 Static data from Summer 2022

Bat Species	BAR BAR	EPT SER	PIP PIP	PIP PYG	PIP SP	PIP NAT	NYC NOC	NYC LEI	MYO SP	PLE AUR	NYC SP	NSL	RHI HIP	RHI FER
SS to +30mins	0	0	57	12	0	0	2	0	0	0	0	0	0	0
31 to +60mins	0	0	149	29	0	0	8	0	1	0	0	0	0	0
Sub Total	0	0	206	41	0	0	10	0	1	0	0	0	0	0
61 to +90mins	0	0	81	15	1	0	1	0	6	0	0	0	1	0
91 to +120mins	0	0	46	11	0	0	1	0	8	2	0	0	0	0
Sub Total	0	0	127	26	1	0	2	0	14	2	0	0	1	0
SS+121mins to SR-121mins	0	0	246	67	0	0	14	0	115	18	0	0	11	0
120 to -91mins	0	0	16	2	0	0	0	0	17	0	0	0	1	0
90 to -61mins	0	0	21	0	0	0	0	0	8	0	0	0	0	0
Sub Total	0	0	37	2	0	0	0	0	25	0	0	0	1	0
60 to -31mins	0	0	36	2	0	0	0	0	0	0	0	0	0	0
30 to SR	0	0	13	26	0	0	0	0	0	0	0	0	0	0

Bat Species	BAR BAR	EPT SER	PIP PIP	PIP PYG	PIP SP	PIP NAT	NYC NOC	NYC LEI	MYO SP	PLE AUR	NYC SP	NSL	RHI HIP	RHI FER
Sub Total	0	0	49	28	0	0	0	0	0	0	0	0	0	0
Total	0	0	665	164	1	0	26	0	155	20	0	0	13	0

Table G.148 – Summary of hedgerow 238 Static data from Summer 2022

Bat Species	BAR BAR	EPT SER	PIP PIP	PIP PYG	PIP SP	PIP NAT	NYC NOC	NYC LEI	MYO SP	PLE AUR	NYC SP	NSL	RHI HIP	RHI FER
SS to +30mins	0	0	17	1	0	0	6	0	0	0	0	0	0	0
31 to +60mins	0	0	135	20	0	0	1	0	3	0	0	0	0	0
Sub Total	0	0	152	21	0	0	7	0	3	0	0	0	0	0
61 to +90mins	0	0	92	15	3	0	3	0	2	0	0	0	0	0
91 to +120mins	0	0	95	6	4	0	0	0	2	1	0	0	0	0
Sub Total	0	0	187	21	7	0	3	0	4	1	0	0	0	0
SS+121mins to SR-121mins	0	0	692	67	11	1	2	0	8	2	0	0	0	0
120 to -91mins	0	0	106	8	0	0	0	0	8	0	0	0	0	0
90 to -61mins	0	0	118	6	0	0	0	0	5	0	0	0	0	0
Sub Total	0	0	224	14	0	0	0	0	13	0	0	0	0	0
60 to -31mins	0	0	134	5	0	0	0	0	0	0	0	0	0	0
30 to SR	0	0	23	0	0	0	0	0	0	0	0	0	0	0
Sub Total	0	0	157	5	0	0	0	0	0	0	0	0	0	0
Total	0	0	1412	128	18	1	12	0	28	3	0	0	0	0

Table G.149 – Summary of hedgerow 241 Static data from Summer 2022

Bat Species	BAR BAR	EPT SER	PIP PIP	PIP PYG	PIP SP	PIP NAT	NYC NOC	NYC LEI	MYO SP	PLE AUR	NYC SP	NSL	RHI HIP	RHI FER
SS to +30mins	0	0	4	0	0	0	11	0	0	0	0	0	0	0
31 to +60mins	0	0	18	56	2	0	3	0	2	0	0	0	0	0
Sub Total	0	0	22	56	2	0	14	0	2	0	0	0	0	0
61 to +90mins	0	0	40	1	1	0	2	0	2	0	0	0	0	0
91 to +120mins	0	0	34	1	1	0	1	0	0	0	0	0	0	0
Sub Total	0	0	74	2	2	0	3	0	2	0	0	0	0	0
SS+121mins to SR-121mins	0	0	140	26	8	0	0	0	4	0	0	0	0	0
120 to -91mins	0	0	25	5	0	0	0	0	0	0	0	0	0	0
90 to -61mins	0	0	58	5	2	0	0	0	1	0	0	0	0	0
Sub Total	0	0	83	10	2	0	0	0	1	0	0	0	0	0
60 to -31mins	0	0	50	3	0	0	1	0	0	0	0	0	0	0
30 to SR	0	0	1	0	0	0	0	0	0	0	0	0	0	0
Sub Total	0	0	51	3	0	0	1	0	0	0	0	0	0	0
Total	0	0	370	97	14	0	18	0	9	0	0	0	0	0

Table G.150 – Summary of hedgerow 246 Static data from Summer 2022

Bat Species	BAR BAR	EPT SER	PIP PIP	PIP PYG	PIP SP	PIP NAT	NYC NOC	NYC LEI	MYO SP	PLE AUR	NYC SP	NSL	RHI HIP	RHI FER
SS to +30mins	0	0	8	4	0	0	4	0	0	0	0	0	0	0
31 to +60mins	0	0	70	17	3	0	6	0	0	0	0	0	0	0

Bat Species	BAR BAR	EPT SER	PIP PIP	PIP PYG	PIP SP	PIP NAT	NYC NOC	NYC LEI	MYO SP	PLE AUR	NYC SP	NSL	RHI HIP	RHI FER
Sub Total	0	0	78	21	3	0	10	0	0	0	0	0	0	0
61 to +90mins	0	0	155	15	1	0	1	0	7	1	0	0	0	0
91 to +120mins	0	0	161	9	3	0	4	0	3	1	0	0	0	0
Sub Total	0	0	316	24	4	0	5	0	10	2	0	0	0	0
SS+121mins to SR-121mins	0	0	770	48	31	0	4	0	39	10	0	2	0	0
120 to -91mins	0	0	72	5	5	0	0	0	0	0	0	0	0	0
90 to -61mins	0	0	176	17	2	0	0	0	0	0	0	0	0	0
Sub Total	0	0	248	22	7	0	0	0	0	0	0	0	0	0
60 to -31mins	0	0	202	17	3	0	2	0	0	0	0	0	0	0
30 to SR	0	0	2	0	0	0	0	0	0	0	0	0	0	0
Sub Total	0	0	204	17	3	0	2	0	0	0	0	0	0	0
Total	0	0	1616	132	48	0	21	0	49	12	0	2	0	0

Table G.151 – Summary of hedgerow 247 Static data from Summer 2022

Bat Species	BAR BAR	EPT SER	PIP PIP	PIP PYG	PIP SP	PIP NAT	NYC NOC	NYC LEI	MYO SP	PLE AUR	NYC SP	NSL	RHI HIP	RHI FER
SS to +30mins	0	0	2	0	0	0	17	0	0	0	0	0	0	0
31 to +60mins	0	0	46	7	0	0	7	0	0	0	0	0	0	0
Sub Total	0	0	48	7	0	0	24	0	0	0	0	0	0	0
61 to +90mins	0	0	96	11	0	0	4	0	0	0	0	0	0	0
91 to +120mins	0	1	75	4	1	0	1	0	0	0	0	0	0	0
Sub Total	0	1	171	15	1	0	5	0	0	0	0	0	0	0

Bat Species	BAR BAR	EPT SER	PIP PIP	PIP PYG	PIP SP	PIP NAT	NYC NOC	NYC LEI	MYO SP	PLE AUR	NYC SP	NSL	RHI HIP	RHI FER
SS+121mins to SR-121mins	0	0	209	46	14	0	4	0	1	4	0	0	0	0
120 to -91mins	0	0	40	4	1	0	0	0	0	0	0	0	0	0
90 to -61mins	0	0	115	9	1	0	0	0	0	0	0	0	0	0
Sub Total	0	0	155	13	2	0	0	0	0	0	0	0	0	0
60 to -31mins	0	0	48	16	2	0	2	0	0	0	0	0	0	0
30 to SR	0	0	0	0	0	0	0	0	0	0	0	0	0	0
Sub Total	0	0	48	16	2	0	2	0	0	0	0	0	0	0
Total	0	1	631	97	19	0	35	0	1	4	0	0	0	0

Table G.152 – Summary of hedgerow 251 Static data from Summer 2022

Bat Species	BAR BAR	EPT SER	PIP PIP	PIP PYG	PIP SP	PIP NAT	NYC NOC	NYC LEI	MYO SP	PLE AUR	NYC SP	NSL	RHI HIP	RHI FER
SS to +30mins	0	0	1	2	0	0	24	0	0	0	0	0	0	0
31 to +60mins	0	0	257	43	6	0	9	0	0	0	0	0	0	0
Sub Total	0	0	258	45	6	0	33	0	0	0	0	0	0	0
61 to +90mins	0	0	240	24	2	0	7	0	3	0	0	0	0	0
91 to +120mins	0	0	136	11	0	0	0	0	4	1	0	0	0	0
Sub Total	0	0	376	35	2	0	7	0	7	1	0	0	0	0
SS+121mins to SR-121mins	0	0	722	92	12	0	2	0	32	9	0	0	0	0
120 to -91mins	0	0	163	7	0	0	0	0	1	0	0	0	0	0
90 to -61mins	0	0	176	19	2	0	0	0	0	0	0	0	0	0
Sub Total	0	0	339	26	2	0	0	0	1	0	0	0	0	0
60 to -31mins	0	0	206	39	0	0	3	0	0	0	0	0	0	0

Bat Species	BAR BAR	EPT SER	PIP PIP	PIP PYG	PIP SP	PIP NAT	NYC NOC	NYC LEI	MYO SP	PLE AUR	NYC SP	NSL	RHI HIP	RHI FER
30 to SR	0	0	38	0	0	0	0	0	0	0	0	0	0	0
Sub Total	0	0	244	39	0	0	3	0	0	0	0	0	0	0
Total	0	0	1939	237	22	0	45	0	40	10	0	0	0	0

Table G.153 – Summary of hedgerow 255 Static data from Summer 2022

Bat Species	BAR BAR	EPT SER	PIP PIP	PIP PYG	PIP SP	PIP NAT	NYC NOC	NYC LEI	MYO SP	PLE AUR	NYC SP	NSL	RHI HIP	RHI FER
SS to +30mins	0	0	22	44	51	0	6	0	0	1	0	0	0	0
31 to +60mins	0	0	143	91	49	0	0	0	5	0	0	0	0	0
Sub Total	0	0	165	135	100	0	6	0	5	1	0	0	0	0
61 to +90mins	0	0	254	19	2	0	2	0	1	0	1	0	1	0
91 to +120mins	0	0	163	5	0	0	1	0	2	3	0	0	0	0
Sub Total	0	0	417	24	2	0	3	0	3	3	1	0	1	0
SS+121mins to SR-121mins	0	0	308	56	9	0	11	0	15	13	2	0	2	0
120 to -91mins	0	0	1	3	0	0	0	0	0	0	0	0	0	0
90 to -61mins	0	0	2	2	0	0	0	0	1	0	0	0	0	0
Sub Total	0	0	3	5	0	0	0	0	1	0	0	0	0	0
60 to -31mins	0	0	3	18	0	0	0	0	0	0	0	0	0	0
30 to SR	0	0	3	2	0	0	0	0	0	0	0	0	0	0
Sub Total	0	0	6	20	0	0	0	0	0	0	0	0	0	0
Total	0	0	899	240	111	0	20	0	24	17	3	0	3	0

Table G.154 – Summary of hedgerow 262 Static data from Summer 2022

Bat Species	BAR BAR	EPT SER	PIP PIP	PIP PYG	PIP SP	PIP NAT	NYC NOC	NYC LEI	MYO SP	PLE AUR	NYC SP	NSL	RHI HIP	RHI FER
SS to +30mins	0	0	0	1	0	0	9	0	0	0	0	0	0	0
31 to +60mins	0	0	35	19	0	0	5	0	0	0	0	0	0	0
Sub Total	0	0	35	20	0	0	14	0	0	0	0	0	0	0
61 to +90mins	0	0	53	8	1	0	2	0	0	0	0	0	0	0
91 to +120mins	0	0	52	5	0	0	1	0	0	0	0	0	0	0
Sub Total	0	0	105	13	1	0	3	0	0	0	0	0	0	0
SS+121mins to SR-121mins	0	0	121	15	0	0	5	0	7	4	1	0	0	0
120 to -91mins	0	0	4	1	0	0	0	0	1	1	0	0	0	0
90 to -61mins	0	0	3	2	0	0	1	0	1	0	0	0	0	0
Sub Total	0	0	7	3	0	0	1	0	2	1	0	0	0	0
60 to -31mins	0	0	21	2	0	0	0	0	0	0	0	0	0	0
30 to SR	0	0	2	0	0	0	0	0	0	0	0	0	0	0
Sub Total	0	0	23	2	0	0	0	0	0	0	0	0	0	0
Total	0	0	291	53	1	0	23	0	9	5	1	0	0	0

Table G.155 – Summary of hedgerow 265 Static data from Summer 2022

Bat Species	BAR BAR	EPT SER	PIP PIP	PIP PYG	PIP SP	PIP NAT	NYC NOC	NYC LEI	MYO SP	PLE AUR	NYC SP	NSL	RHI HIP	RHI FER
SS to +30mins	0	0	11	6	0	0	2	0	0	0	0	0	0	0

Bat Species	BAR BAR	EPT SER	PIP PIP	PIP PYG	PIP SP	PIP NAT	NYC NOC	NYC LEI	MYO SP	PLE AUR	NYC SP	NSL	RHI HIP	RHI FER
31 to +60mins	0	0	98	9	0	0	5	0	0	0	0	0	0	0
Sub Total	0	0	109	15	0	0	7	0	0	0	0	0	0	0
61 to +90mins	0	0	92	0	0	0	1	0	2	0	0	0	0	0
91 to +120mins	0	0	73	0	0	0	1	0	0	0	0	0	0	0
Sub Total	0	0	165	0	0	0	2	0	2	0	0	0	0	0
SS+121mins to SR-121mins	0	0	312	11	0	0	7	1	4	1	2	0	0	0
120 to -91mins	0	0	18	0	0	0	0	0	0	0	0	0	0	0
90 to -61mins	0	0	24	2	0	0	0	0	1	1	0	0	0	0
Sub Total	0	0	42	2	0	0	0	0	1	1	0	0	0	0
60 to -31mins	0	0	86	1	0	0	3	0	0	0	0	0	0	0
30 to SR	0	0	23	2	0	0	4	0	0	0	0	0	0	0
Sub Total	0	0	109	3	0	0	7	0	0	0	0	0	0	0
Total	0	0	737	31	0	0	23	1	7	2	2	0	0	0

Table G. 156– Summary of hedgerow 267 Static data from Summer 2022

Bat Species	BAR BAR	EPT SER	PIP PIP	PIP PYG	PIP SP	PIP NAT	NYC NOC	NYC LEI	MYO SP	PLE AUR	NYC SP	NSL	RHI HIP	RHI FER
SS to +30mins	0	0	1	5	0	0	8	0	0	0	0	0	0	0
31 to +60mins	0	0	59	14	0	0	34	0	0	1	6	0	0	0
Sub Total	0	0	60	19	0	0	42	0	0	1	6	0	0	0
61 to +90mins	0	0	56	7	0	0	0	0	1	1	0	0	0	0
91 to +120mins	0	0	36	5	1	0	2	0	1	0	0	0	0	0

Bat Species	BAR BAR	EPT SER	PIP PIP	PIP PYG	PIP SP	PIP NAT	NYC NOC	NYC LEI	MYO SP	PLE AUR	NYC SP	NSL	RHI HIP	RHI FER
Sub Total	0	0	92	12	1	0	2	0	2	1	0	0	0	0
SS+121mins to SR-121mins	0	0	196	18	0	0	7	0	12	11	1	0	2	0
120 to -91mins	0	0	7	2	0	0	0	0	0	0	0	0	1	0
90 to -61mins	0	0	2	1	0	0	0	0	1	1	0	0	0	0
Sub Total	0	0	9	3	0	0	0	0	1	1	0	0	1	0
60 to -31mins	0	0	4	7	0	0	2	0	0	0	0	0	0	0
30 to SR	0	0	0	2	0	0	4	0	0	0	0	0	0	0
Sub Total	0	0	4	9	0	0	6	0	0	0	0	0	0	0
Total	0	0	361	61	1	0	57	0	15	14	7	0	3	0

Table G.157 – Summary of hedgerow 268 Static data from Summer 2022

Bat Species	BAR BAR	EPT SER	PIP PIP	PIP PYG	PIP SP	PIP NAT	NYC NOC	NYC LEI	MYO SP	PLE AUR	NYC SP	NSL	RHI HIP	RHI FER
SS to +30mins	0	0	9	12	0	0	10	0	0	0	0	0	0	0
31 to +60mins	0	0	118	42	0	0	1	0	0	1	0	0	0	0
Sub Total	0	0	127	54	0	0	11	0	0	1	0	0	0	0
61 to +90mins	0	0	152	24	0	0	0	0	0	1	0	0	0	0
91 to +120mins	0	0	124	14	1	0	3	0	1	3	0	0	0	0
Sub Total	0	0	276	38	1	0	3	0	1	4	0	0	0	0
SS+121mins to SR-121mins	0	0	795	110	2	0	8	0	7	8	1	0	0	0
120 to -91mins	0	0	14	3	0	0	0	0	0	1	0	0	0	0
90 to -61mins	0	0	12	15	0	0	0	0	0	4	0	0	0	0

Bat Species	BAR BAR	EPT SER	PIP PIP	PIP PYG	PIP SP	PIP NAT	NYC NOC	NYC LEI	MYO SP	PLE AUR	NYC SP	NSL	RHI HIP	RHI FER
Sub Total	0	0	26	18	0	0	0	0	0	5	0	0	0	0
60 to -31mins	0	0	30	16	0	0	3	0	0	1	0	0	0	0
30 to SR	0	0	11	11	0	0	4	0	0	0	0	0	0	0
Sub Total	0	0	41	27	0	0	7	0	0	1	0	0	0	0
Total	0	0	1265	247	3	0	29	0	8	19	1	0	0	0

Table G.158 – Summary of hedgerow 283 Static data from Summer 2022

Bat Species	BAR BAR	EPT SER	PIP PIP	PIP PYG	PIP SP	PIP NAT	NYC NOC	NYC LEI	MYO SP	PLE AUR	NYC SP	NSL	RHI HIP	RHI FER
SS to +30mins	0	0	26	71	15	0	6	0	0	0	0	0	0	0
31 to +60mins	0	0	63	97	13	0	6	0	2	0	0	0	0	0
Sub Total	0	0	89	168	28	0	12	0	2	0	0	0	0	0
61 to +90mins	0	0	32	102	5	0	4	0	6	0	0	0	0	0
91 to +120mins	0	0	77	23	1	0	0	0	4	0	0	0	0	0
Sub Total	0	0	109	125	6	0	4	0	10	0	0	0	0	0
SS+121mins to SR-121mins	0	0	743	99	17	0	5	0	25	5	0	0	0	0
120 to -91mins	0	0	26	7	0	0	2	0	8	3	0	0	0	0
90 to -61mins	0	0	13	3	1	0	0	0	1	2	0	0	0	0
Sub Total	0	0	39	10	1	0	2	0	9	5	0	0	0	0
60 to -31mins	0	0	88	2	13	1	2	0	0	0	0	0	0	0
30 to SR	0	0	3	0	0	0	10	0	0	0	0	0	0	0
Sub Total	0	0	91	2	13	1	12	0	0	0	0	0	0	0

Bat Species	BAR BAR	EPT SER	PIP PIP	PIP PYG	PIP SP	PIP NAT	NYC NOC	NYC LEI	MYO SP	PLE AUR	NYC SP	NSL	RHI HIP	RHI FER
Total	0	0	1071	404	65	1	35	0	46	10	0	0	0	0

Table G.159 – Summary of hedgerow 287 Static data from Summer 2022

Bat Species	BAR BAR	EPT SER	PIP PIP	PIP PYG	PIP SP	PIP NAT	NYC NOC	NYC LEI	MYO SP	PLE AUR	NYC SP	NSL	RHI HIP	RHI FER
SS to +30mins	0	0	54	99	2	0	16	0	0	0	0	0	0	0
31 to +60mins	0	0	83	19	0	0	17	0	4	0	0	1	0	0
Sub Total	0	0	137	118	2	0	33	0	4	0	0	1	0	0
61 to +90mins	0	0	14	3	0	0	3	0	2	0	0	0	0	0
91 to +120mins	0	0	11	1	0	0	2	0	9	0	0	0	0	0
Sub Total	0	0	25	4	0	0	5	0	11	0	0	0	0	0
SS+121mins to SR-121mins	0	0	54	3	0	0	6	0	85	3	0	0	0	0
120 to -91mins	0	0	5	0	0	0	2	0	2	0	0	0	0	0
90 to -61mins	0	0	8	0	0	0	1	0	2	0	0	0	0	0
Sub Total	0	0	13	0	0	0	3	0	4	0	0	0	0	0
60 to -31mins	0	0	121	29	0	0	2	0	6	1	0	0	0	0
30 to SR	0	0	31	4	0	0	0	0	0	0	0	0	0	0
Sub Total	0	0	152	33	0	0	2	0	6	1	0	0	0	0
Total	0	0	381	158	2	0	49	0	110	4	0	1	0	0

Table G.160 – Summary of hedgerow 305 Static data from Summer 2022

Bat Species	BAR BAR	EPT SER	PIP PIP	PIP PYG	PIP SP	PIP NAT	NYC NOC	NYC LEI	MYO SP	PLE AUR	NYC SP	NSL	RHI HIP	RHI FER
SS to +30mins	0	0	11	0	0	0	3	0	0	0	0	0	0	0
31 to +60mins	0	0	75	101	2	1	6	0	0	0	0	0	0	0
Sub Total	0	0	86	101	2	1	9	0	0	0	0	0	0	0
61 to +90mins	0	0	175	36	1	0	5	0	3	0	0	0	0	0
91 to +120mins	0	0	102	13	0	0	5	0	1	2	1	0	0	0
Sub Total	0	0	277	49	1	0	10	0	4	2	1	0	0	0
SS+121mins to SR-121mins	0	0	610	48	11	0	15	0	11	28	0	0	0	0
120 to -91mins	0	0	107	1	0	0	0	0	1	0	0	0	0	0
90 to -61mins	0	0	165	2	3	0	0	0	1	3	0	0	0	0
Sub Total	0	0	272	3	3	0	0	0	2	3	0	0	0	0
60 to -31mins	0	0	389	4	0	0	1	0	0	1	0	0	0	0
30 to SR	0	0	73	0	0	0	1	0	0	0	0	0	0	0
Sub Total	0	0	462	4	0	0	2	0	0	1	0	0	0	0
Total	0	0	1707	205	17	1	36	0	17	34	1	0	0	0

Table G.161 – Summary of hedgerow 306 Static data from Summer 2022

Bat Species	BAR BAR	EPT SER	PIP PIP	PIP PYG	PIP SP	PIP NAT	NYC NOC	NYC LEI	MYO SP	PLE AUR	NYC SP	NSL	RHI HIP	RHI FER
SS to +30mins	0	0	0	0	0	0	2	0	0	0	0	0	0	0
31 to +60mins	0	0	40	2	0	0	14	0	0	0	0	0	0	0
Sub Total	0	0	40	2	0	0	16	0	0	0	0	0	0	0
61 to +90mins	0	0	40	8	3	0	5	0	7	0	0	0	0	0

Bat Species	BAR BAR	EPT SER	PIP PIP	PIP PYG	PIP SP	PIP NAT	NYC NOC	NYC LEI	MYO SP	PLE AUR	NYC SP	NSL	RHI HIP	RHI FER
91 to +120mins	0	0	21	3	1	0	1	0	2	1	0	0	0	0
Sub Total	0	0	61	11	4	0	6	0	9	1	0	0	0	0
SS+121mins to SR-121mins	0	0	234	35	91	0	6	0	39	8	0	0	1	0
120 to -91mins	0	0	287	32	73	0	0	0	31	1	0	0	0	0
90 to -61mins	0	0	368	37	24	0	0	0	1	0	0	0	0	0
Sub Total	0	0	655	69	97	0	0	0	32	1	0	0	0	0
60 to -31mins	0	0	81	30	6	0	2	0	0	0	0	0	0	0
30 to SR	0	0	0	0	0	0	1	0	0	0	0	0	0	0
Sub Total	0	0	81	30	6	0	3	0	0	0	0	0	0	0
Total	0	0	1071	147	198	0	31	0	80	10	0	0	1	0

Table G.162 – Summary of hedgerow 348 Static data from Summer 2022

Bat Species	BAR BAR	EPT SER	PIP PIP	PIP PYG	PIP SP	PIP NAT	NYC NOC	NYC LEI	MYO SP	PLE AUR	NYC SP	NSL	RHI HIP	RHI FER
SS to +30mins	0	0	0	0	0	0	17	0	0	0	17	0	0	0
31 to +60mins	0	0	300	12	0	0	63	9	5	0	382	0	0	0
Sub Total	0	0	300	12	0	0	80	9	5	0	399	0	0	0
61 to +90mins	0	0	752	43	0	1	31	4	30	0	293	0	0	0
91 to +120mins	0	0	511	6	0	0	10	0	11	0	19	0	0	0
Sub Total	0	0	1263	49	0	1	41	4	41	0	312	0	0	0
SS+121mins to SR-121mins	0	0	2082	126	4	0	284	58	509	12	1986	2	0	0
120 to -91mins	0	0	34	19	0	0	24	4	17	2	64	0	0	0

Bat Species	BAR BAR	EPT SER	PIP PIP	PIP PYG	PIP SP	PIP NAT	NYC NOC	NYC LEI	MYO SP	PLE AUR	NYC SP	NSL	RHI HIP	RHI FER
90 to -61mins	0	0	114	17	0	0	13	3	36	1	90	0	0	0
Sub Total	0	0	148	36	0	0	37	7	53	3	154	0	0	0
60 to -31mins	0	0	33	24	1	0	21	8	6	0	84	0	0	0
30 to SR	0	0	6	1	0	0	0	0	0	0	0	0	0	0
Sub Total	0	0	39	25	1	0	21	8	6	0	84	0	0	0
Total	0	0	3832	248	5	1	463	86	614	15	2935	2	0	0

Table G.163 – Summary of hedgerow 351 Static data from Summer 2022

Bat Species	BAR BAR	EPT SER	PIP PIP	PIP PYG	PIP SP	PIP NAT	NYC NOC	NYC LEI	MYO SP	PLE AUR	NYC SP	NSL	RHI HIP	RHI FER
SS to +30mins	0	0	2	1	1	0	2	0	0	0	0	0	0	0
31 to +60mins	0	0	89	31	1	0	18	0	0	2	0	1	0	0
Sub Total	0	0	91	32	2	0	20	0	0	2	0	1	0	0
61 to +90mins	0	5	284	38	1	0	85	2	10	1	2	19	0	0
91 to +120mins	0	0	161	19	0	0	12	2	35	0	2	5	0	0
Sub Total	0	5	445	57	1	0	97	4	45	1	4	24	0	0
SS+121mins to SR-121mins	0	4	599	90	6	0	66	5	35	31	9	18	1	0
120 to -91mins	0	1	110	21	1	0	11	1	3	2	4	7	0	0
90 to -61mins	0	0	53	22	0	0	21	1	0	0	2	7	0	0
Sub Total	0	1	163	43	1	0	32	2	3	2	6	14	0	0
60 to -31mins	0	0	20	6	0	0	4	0	0	0	0	0	0	0
30 to SR	0	0	1	0	0	0	0	0	0	0	0	0	0	0
Sub Total	0	0	21	6	0	0	4	0	0	0	0	0	0	0
Total	0	10	1319	228	10	0	219	11	83	36	19	57	1	0

Table G.164 – Summary of hedgerow 353 Static data from Summer 2022

Bat Species	BAR BAR	EPT SER	PIP PIP	PIP PYG	PIP SP	PIP NAT	NYC NOC	NYC LEI	MYO SP	PLE AUR	NYC SP	NSL	RHI HIP	RHI FER
SS to +30mins	0	0	1	1	0	0	15	0	0	0	0	0	0	0
31 to +60mins	0	0	62	9	3	0	110	0	2	0	17	2	0	0
Sub Total	0	0	63	10	3	0	125	0	2	0	17	2	0	0
61 to +90mins	0	0	221	6	1	0	40	0	9	0	3	0	0	0
91 to +120mins	0	0	64	1	0	0	1	0	60	0	0	0	1	0
Sub Total	0	0	285	7	1	0	41	0	69	0	3	0	1	0
SS+121mins to SR-121mins	0	0	152	34	3	0	22	1	75	5	5	1	6	0
120 to -91mins	0	0	3	1	0	0	1	0	3	0	1	0	0	0
90 to -61mins	0	0	4	5	0	0	1	0	5	0	1	0	0	0
Sub Total	0	0	7	6	0	0	2	0	8	0	2	0	0	0
60 to -31mins	0	0	3	17	0	0	1	0	0	0	1	0	0	0
30 to SR	0	0	0	1	0	0	3	0	0	0	0	0	0	0
Sub Total	0	0	3	18	0	0	4	0	0	0	1	0	0	0
Total	0	0	510	75	7	0	194	1	154	5	28	3	7	0

Table G.165 – Summary of hedgerow 354 Static data from Summer 2022

Bat Species	BAR BAR	EPT SER	PIP PIP	PIP PYG	PIP SP	PIP NAT	NYC NOC	NYC LEI	MYO SP	PLE AUR	NYC SP	NSL	RHI HIP	RHI FER
SS to +30mins	0	0	16	79	0	0	15	0	0	0	0	3	0	0
31 to +60mins	0	1	183	191	2	0	18	0	111	0	0	3	0	0
Sub Total	0	1	199	270	2	0	33	0	111	0	0	6	0	0
61 to +90mins	0	0	282	12	0	0	3	0	273	0	1	1	0	0
91 to +120mins	0	0	71	9	0	0	1	0	224	0	0	0	0	0
Sub Total	0	0	353	21	0	0	4	0	497	0	1	1	0	0
SS+121mins to SR-121mins	0	0	928	119	3	0	7	0	2562	2	2	2	1	0
120 to -91mins	0	0	13	15	0	0	0	0	110	0	0	1	0	0
90 to -61mins	0	0	19	15	0	0	1	0	91	0	0	0	0	0
Sub Total	0	0	32	30	0	0	1	0	201	0	0	1	0	0
60 to -31mins	0	0	22	80	0	0	2	0	42	0	0	0	0	0
30 to SR	0	0	9	2	0	0	12	0	0	0	0	0	0	0
Sub Total	0	0	31	82	0	0	14	0	42	0	0	0	0	0
Total	0	1	1543	522	5	0	59	0	3413	2	3	10	1	0

Table G.166 – Summary of hedgerow 374 Static data from Summer 2022

Bat Species	BAR BAR	EPT SER	PIP PIP	PIP PYG	PIP SP	PIP NAT	NYC NOC	NYC LEI	MYO SP	PLE AUR	NYC SP	NSL	RHI HIP	RHI FER
SS to +30mins	0	0	0	0	0	0	7	0	0	0	0	0	0	0
31 to +60mins	0	0	11	4	0	0	4	0	0	0	0	0	0	0
Sub Total	0	0	11	4	0	0	11	0	0	0	0	0	0	0
61 to +90mins	0	0	6	1	0	0	0	1	11	3	0	2	0	0
91 to +120mins	0	0	4	5	0	0	7	0	0	0	0	1	0	0

Bat Species	BAR BAR	EPT SER	PIP PIP	PIP PYG	PIP SP	PIP NAT	NYC NOC	NYC LEI	MYO SP	PLE AUR	NYC SP	NSL	RHI HIP	RHI FER
Sub Total	0	0	10	6	0	0	7	1	11	3	0	3	0	0
SS+121mins to SR-121mins	0	0	26	32	0	0	17	0	14	15	1	3	0	0
120 to -91mins	0	0	0	0	0	0	6	0	0	1	1	1	0	0
90 to -61mins	0	0	1	0	0	0	4	0	0	0	0	0	0	0
Sub Total	0	0	1	0	0	0	10	0	0	1	1	1	0	0
60 to -31mins	0	0	1	2	0	0	3	0	0	0	0	0	0	0
30 to SR	0	0	0	0	0	0	0	0	0	0	0	0	0	0
Sub Total	0	0	1	2	0	0	3	0	0	0	0	0	0	0
Total	0	0	49	44	0	0	48	1	25	19	2	7	0	0

Table G.167 – Summary of hedgerow 377 Static data from Summer 2022

Bat Species	BAR BAR	EPT SER	PIP PIP	PIP PYG	PIP SP	PIP NAT	NYC NOC	NYC LEI	MYO SP	PLE AUR	NYC SP	NSL	RHI HIP	RHI FER
SS to +30mins	0	0	53	0	0	0	0	0	0	0	0	0	0	0
31 to +60mins	0	0	30	4	0	0	2	0	0	0	0	0	0	0
Sub Total	0	0	83	4	0	0	2	0	0	0	0	0	0	0
61 to +90mins	0	0	4	0	0	0	2	0	1	0	0	0	0	0
91 to +120mins	0	0	6	1	0	0	0	0	2	0	0	0	0	0
Sub Total	0	0	10	1	0	0	2	0	3	0	0	0	0	0
SS+121mins to SR-121mins	0	0	78	10	0	0	2	0	10	0	0	0	1	0
120 to -91mins	0	0	10	3	0	0	0	0	2	2	0	0	0	0
90 to -61mins	0	0	3	3	0	0	1	0	0	0	0	0	0	0
Sub Total	0	0	13	6	0	0	1	0	2	2	0	0	0	0

Bat Species	BAR BAR	EPT SER	PIP PIP	PIP PYG	PIP SP	PIP NAT	NYC NOC	NYC LEI	MYO SP	PLE AUR	NYC SP	NSL	RHI HIP	RHI FER
60 to -31mins	0	0	8	0	0	0	0	0	0	0	0	0	0	0
30 to SR	0	0	6	0	0	0	0	0	0	0	0	0	0	0
Sub Total	0	0	14	0	0	0	0	0	0	0	0	0	0	0
Total	0	0	198	21	0	0	7	0	15	2	0	0	1	0

Table G.168 – Summary of hedgerow 378 Static data from Summer 2022

Bat Species	BAR BAR	EPT SER	PIP PIP	PIP PYG	PIP SP	PIP NAT	NYC NOC	NYC LEI	MYO SP	PLE AUR	NYC SP	NSL	RHI HIP	RHI FER
SS to +30mins	0	0	8	2	0	0	1	0	0	0	0	0	0	0
31 to +60mins	0	0	35	4	0	0	1	0	6	0	0	0	0	0
Sub Total	0	0	43	6	0	0	2	0	6	0	0	0	0	0
61 to +90mins	0	0	39	3	0	0	2	0	5	1	0	0	0	0
91 to +120mins	0	0	20	8	0	0	0	0	5	1	0	0	0	0
Sub Total	0	0	59	11	0	0	2	0	10	2	0	0	0	0
SS+121mins to SR-121mins	0	0	183	20	0	0	0	0	20	4	0	0	0	0
120 to -91mins	0	0	7	0	0	0	0	0	3	0	0	0	0	0
90 to -61mins	0	0	20	8	0	0	0	0	3	0	0	0	0	0
Sub Total	0	0	27	8	0	0	0	0	6	0	0	0	0	0
60 to -31mins	0	0	83	12	0	0	1	0	1	0	0	0	0	0
30 to SR	0	0	5	1	0	0	0	0	0	0	0	0	0	0
Sub Total	0	0	88	13	0	0	1	0	1	0	0	0	0	0
Total	0	0	400	58	0	0	5	0	43	6	0	0	0	0

Table G.169 – Summary of hedgerow 396 Static data from Summer 2022

Bat Species	BAR BAR	EPT SER	PIP PIP	PIP PYG	PIP SP	PIP NAT	NYC NOC	NYC LEI	MYO SP	PLE AUR	NYC SP	NSL	RHI HIP	RHI FER
SS to +30mins	0	0	2	1	0	0	2	0	0	0	0	0	0	0
31 to +60mins	0	0	10	2	0	0	1	0	0	0	0	0	0	0
Sub Total	0	0	12	3	0	0	3	0	0	0	0	0	0	0
61 to +90mins	0	0	28	1	0	0	3	0	5	2	0	0	0	0
91 to +120mins	0	0	5	0	0	0	0	0	1	2	0	0	0	0
Sub Total	0	0	33	1	0	0	3	0	6	4	0	0	0	0
SS+121mins to SR-121mins	0	0	30	17	0	0	0	0	10	13	0	0	1	0
120 to -91mins	0	0	2	0	0	0	0	0	2	0	0	0	0	0
90 to -61mins	0	0	2	1	0	0	0	0	0	1	0	0	0	0
Sub Total	0	0	4	1	0	0	0	0	2	1	0	0	0	0
60 to -31mins	0	0	19	12	0	0	0	0	5	0	0	0	0	0
30 to SR	0	0	0	0	0	0	0	0	0	0	0	0	0	0
Sub Total	0	0	19	12	0	0	0	0	5	0	0	0	0	0
Total	0	0	98	34	0	0	6	0	23	18	0	0	1	0

Table G.170 – Summary of hedgerow 398 Static data from Summer 2022

Bat Species	BAR BAR	EPT SER	PIP PIP	PIP PYG	PIP SP	PIP NAT	NYC NOC	NYC LEI	MYO SP	PLE AUR	NYC SP	NSL	RHI HIP	RHI FER
SS to +30mins	0	0	25	27	0	0	3	0	0	0	0	0	0	0
31 to +60mins	0	0	41	122	0	0	3	0	10	2	0	0	0	0
Sub Total	0	0	66	149	0	0	6	0	10	2	0	0	0	0
61 to +90mins	0	0	49	4	1	0	1	0	124	1	0	0	0	0
91 to +120mins	0	0	22	14	4	0	3	0	98	4	0	0	0	0

Bat Species	BAR BAR	EPT SER	PIP PIP	PIP PYG	PIP SP	PIP NAT	NYC NOC	NYC LEI	MYO SP	PLE AUR	NYC SP	NSL	RHI HIP	RHI FER
Sub Total	0	0	71	18	5	0	4	0	222	5	0	0	0	0
SS+121mins to SR-121mins	0	0	73	88	29	0	7	0	241	16	0	1	1	0
120 to -91mins	0	0	2	3	0	0	0	0	5	3	0	0	0	0
90 to -61mins	0	0	0	2	0	0	0	0	1	1	0	0	0	0
Sub Total	0	0	2	5	0	0	0	0	6	4	0	0	0	0
60 to -31mins	0	0	0	2	0	0	0	0	2	4	0	0	0	0
30 to SR	0	0	0	0	0	0	0	0	0	0	0	0	0	0
Sub Total	0	0	0	2	0	0	0	0	2	4	0	0	0	0
Total	0	0	212	262	34	0	17	0	481	31	0	1	1	0

Table G.171 – Summary of hedgerow 403 Static data from Summer 2022

Bat Species	BAR BAR	EPT SER	PIP PIP	PIP PYG	PIP SP	PIP NAT	NYC NOC	NYC LEI	MYO SP	PLE AUR	NYC SP	NSL	RHI HIP	RHI FER
SS to +30mins	0	0	3	0	0	0	2	0	1	0	0	0	0	0
31 to +60mins	0	0	76	37	2	0	8	0	3	0	0	0	0	0
Sub Total	0	0	79	37	2	0	10	0	4	0	0	0	0	0
61 to +90mins	0	0	114	18	1	0	8	0	15	6	0	0	0	0
91 to +120mins	0	0	36	24	5	0	6	0	14	8	0	0	0	0
Sub Total	0	0	150	42	6	0	14	0	29	14	0	0	0	0
SS+121mins to SR-121mins	0	0	247	344	188	0	6	0	149	117	2	0	0	0
120 to -91mins	0	0	5	21	10	0	0	0	7	13	0	0	0	0
90 to -61mins	0	0	19	11	0	0	3	0	5	1	0	0	0	0
Sub Total	0	0	24	32	10	0	3	0	12	14	0	0	0	0

Bat Species	BAR BAR	EPT SER	PIP PIP	PIP PYG	PIP SP	PIP NAT	NYC NOC	NYC LEI	MYO SP	PLE AUR	NYC SP	NSL	RHI HIP	RHI FER
60 to -31mins	0	0	12	8	0	0	1	0	0	0	0	0	0	0
30 to SR	0	0	0	0	0	0	1	0	1	0	0	0	0	0
Sub Total	0	0	12	8	0	0	2	0	1	0	0	0	0	0
Total	0	0	512	463	206	0	35	0	195	145	2	0	0	0

Table G.172 – Summary of hedgerow 413 Static data from Summer 2022

Bat Species	BAR BAR	EPT SER	PIP PIP	PIP PYG	PIP SP	PIP NAT	NYC NOC	NYC LEI	MYO SP	PLE AUR	NYC SP	NSL	RHI HIP	RHI FER
SS to +30mins	0	0	0	3	0	0	11	0	0	0	0	0	0	0
31 to +60mins	0	0	15	11	0	0	43	5	7	1	0	0	0	0
Sub Total	0	0	15	14	0	0	54	5	7	1	0	0	0	0
61 to +90mins	0	0	38	14	0	0	3	0	4	3	0	3	0	0
91 to +120mins	0	0	25	4	0	0	4	0	6	3	0	0	0	0
Sub Total	0	0	63	18	0	0	7	0	10	6	0	3	0	0
SS+121mins to SR-121mins	0	0	367	49	0	0	4	0	24	33	0	1	0	0
120 to -91mins	0	0	90	5	0	0	4	0	1	5	0	0	0	0
90 to -61mins	0	0	89	6	0	0	1	0	2	0	0	0	0	0
Sub Total	0	0	179	11	0	0	5	0	3	5	0	0	0	0
60 to -31mins	0	0	43	23	0	0	2	0	2	1	0	0	0	0
30 to SR	0	0	0	0	0	0	0	0	0	0	0	0	0	0
Sub Total	0	0	43	23	0	0	2	0	2	1	0	0	0	0
Total	0	0	667	115	0	0	72	5	46	46	0	4	0	0

Table G.173 – Summary of hedgerow 414 Static data from Summer 2022

Bat Species	BAR BAR	EPT SER	PIP PIP	PIP PYG	PIP SP	PIP NAT	NYC NOC	NYC LEI	MYO SP	PLE AUR	NYC SP	NSL	RHI HIP	RHI FER
SS to +30mins	0	0	0	0	0	0	1	0	0	0	0	0	0	0
31 to +60mins	0	0	26	8	0	0	27	0	0	1	0	6	0	0
Sub Total	0	0	26	8	0	0	28	0	0	1	0	6	0	0
61 to +90mins	0	0	19	12	0	0	15	0	3	1	0	15	0	0
91 to +120mins	0	0	18	4	0	0	3	0	3	0	0	0	0	0
Sub Total	0	0	37	16	0	0	18	0	6	1	0	15	0	0
SS+121mins to SR-121mins	0	0	152	66	1	0	3	0	16	9	0	6	1	0
120 to -91mins	0	0	17	4	0	0	3	0	2	1	0	4	0	0
90 to -61mins	0	0	13	2	0	0	0	0	1	1	0	0	0	0
Sub Total	0	0	30	6	0	0	3	0	3	2	0	4	0	0
60 to -31mins	0	0	5	6	0	0	0	0	0	0	0	0	0	0
30 to SR	0	0	2	0	0	0	0	0	0	0	0	0	0	0
Sub Total	0	0	7	6	0	0	0	0	0	0	0	0	0	0
Total	0	0	252	102	1	0	52	0	25	13	0	31	1	0

Table G.174 – Summary of hedgerow 416 Static data from Summer 2022

Bat Species	BAR BAR	EPT SER	PIP PIP	PIP PYG	PIP SP	PIP NAT	NYC NOC	NYC LEI	MYO SP	PLE AUR	NYC SP	NSL	RHI HIP	RHI FER
SS to +30mins	0	0	4	2	0	0	0	0	0	0	0	0	0	0
31 to +60mins	0	0	11	11	0	0	9	0	1	1	2	3	0	0
Sub Total	0	0	15	13	0	0	9	0	1	1	2	3	0	0

Bat Species	BAR BAR	EPT SER	PIP PIP	PIP PYG	PIP SP	PIP NAT	NYC NOC	NYC LEI	MYO SP	PLE AUR	NYC SP	NSL	RHI HIP	RHI FER
61 to +90mins	0	0	26	11	0	0	10	0	1	1	0	9	0	0
91 to +120mins	0	0	9	5	0	0	0	0	6	1	0	0	0	0
Sub Total	0	0	35	16	0	0	10	0	7	2	0	9	0	0
SS+121mins to SR-121mins	0	0	303	46	0	1	2	0	28	6	0	1	1	0
120 to -91mins	0	0	81	10	0	0	1	0	0	0	0	0	0	0
90 to -61mins	0	0	27	4	1	0	0	0	3	0	0	0	0	0
Sub Total	0	0	108	14	1	0	1	0	3	0	0	0	0	0
60 to -31mins	0	0	24	20	0	0	0	0	0	0	0	0	0	0
30 to SR	0	0	1	2	0	0	1	0	0	0	0	0	0	0
Sub Total	0	0	25	22	0	0	1	0	0	0	0	0	0	0
Total	0	0	486	111	1	1	23	0	39	9	2	13	1	0

Table G.175 – Summary of hedgerow 419 Static data from Summer 2022

Bat Species	BAR BAR	EPT SER	PIP PIP	PIP PYG	PIP SP	PIP NAT	NYC NOC	NYC LEI	MYO SP	PLE AUR	NYC SP	NSL	RHI HIP	RHI FER
SS to +30mins	0	0	2	13	0	0	1	0	1	0	0	0	0	0
31 to +60mins	0	0	16	31	0	0	20	0	18	7	0	3	0	0
Sub Total	0	0	18	44	0	0	21	0	19	7	0	3	0	0
61 to +90mins	0	7	8	10	0	0	11	0	27	9	0	5	0	0
91 to +120mins	0	0	13	12	0	0	1	0	19	6	0	2	2	0
Sub Total	0	7	21	22	0	0	12	0	46	15	0	7	2	0
SS+121mins to SR-121mins	0	0	72	147	1	0	15	0	104	58	0	1	9	0
120 to -91mins	0	0	10	8	0	0	1	0	24	4	0	1	0	0

Bat Species	BAR BAR	EPT SER	PIP PIP	PIP PYG	PIP SP	PIP NAT	NYC NOC	NYC LEI	MYO SP	PLE AUR	NYC SP	NSL	RHI HIP	RHI FER
90 to -61mins	0	0	34	23	0	0	1	0	13	6	0	0	0	0
Sub Total	0	0	44	31	0	0	2	0	37	10	0	1	0	0
60 to -31mins	0	0	12	10	0	0	0	0	10	2	0	0	0	0
30 to SR	0	0	0	2	0	0	2	0	0	0	0	0	0	0
Sub Total	0	0	12	12	0	0	2	0	10	2	0	0	0	0
Total	0	7	167	256	1	0	52	0	216	92	0	12	11	0

Table G.176 – Summary of hedgerow 420 Static data from Summer 2022

Bat Species	BAR BAR	EPT SER	PIP PIP	PIP PYG	PIP SP	PIP NAT	NYC NOC	NYC LEI	MYO SP	PLE AUR	NYC SP	NSL	RHI HIP	RHI FER
SS to +30mins	0	0	18	1	0	0	1	0	3	0	0	0	0	0
31 to +60mins	0	0	50	36	0	0	55	0	113	2	0	2	0	0
Sub Total	0	0	68	37	0	0	56	0	116	2	0	2	0	0
61 to +90mins	0	0	35	16	0	0	66	0	70	4	0	18	0	0
91 to +120mins	0	0	22	13	0	0	22	0	104	2	0	3	1	0
Sub Total	0	0	57	29	0	0	88	0	174	6	0	21	1	0
SS+121mins to SR-121mins	0	0	491	78	0	0	18	0	777	12	0	2	1	0
120 to -91mins	0	0	7	7	1	0	0	0	85	0	0	0	0	0
90 to -61mins	0	0	30	17	0	0	0	0	42	3	0	0	0	0
Sub Total	0	0	37	24	1	0	0	0	127	3	0	0	0	0
60 to -31mins	0	0	27	13	0	0	3	0	23	1	0	0	0	0
30 to SR	0	0	10	1	0	0	1	0	1	0	0	0	0	0
Sub Total	0	0	37	14	0	0	4	0	24	1	0	0	0	0

Bat Species	BAR BAR	EPT SER	PIP PIP	PIP PYG	PIP SP	PIP NAT	NYC NOC	NYC LEI	MYO SP	PLE AUR	NYC SP	NSL	RHI HIP	RHI FER
Total	0	0	690	182	1	0	166	0	1218	24	0	25	2	0

Table G.177 – Summary of hedgerow 422 Static data from Summer 2022

Bat Species	BAR BAR	EPT SER	PIP PIP	PIP PYG	PIP SP	PIP NAT	NYC NOC	NYC LEI	MYO SP	PLE AUR	NYC SP	NSL	RHI HIP	RHI FER
SS to +30mins	0	0	0	0	1	0	1	0	0	0	0	0	0	0
31 to +60mins	0	0	20	23	1	0	8	0	8	1	1	0	0	0
Sub Total	0	0	20	23	2	0	9	0	8	1	1	0	0	0
61 to +90mins	0	0	15	11	2	0	6	0	12	1	1	0	0	0
91 to +120mins	0	0	18	11	6	0	10	0	8	3	0	0	0	0
Sub Total	0	0	33	22	8	0	16	0	20	4	1	0	0	0
SS+121mins to SR-121mins	0	0	131	59	22	0	12	0	120	25	3	0	2	0
120 to -91mins	0	0	1	5	0	0	0	0	7	2	0	0	0	0
90 to -61mins	0	0	5	7	0	0	0	0	15	2	0	0	0	0
Sub Total	0	0	6	12	0	0	0	0	22	4	0	0	0	0
60 to -31mins	0	0	5	2	0	0	1	0	4	0	0	0	0	0
30 to SR	0	0	0	0	0	0	0	0	0	0	0	0	0	0
Sub Total	0	0	5	2	0	0	1	0	4	0	0	0	0	0
Total	0	0	195	118	32	0	38	0	174	34	5	0	2	0

Table G.178 – Summary of hedgerow 426 Static data from Summer 2022

Bat Species	BAR BAR	EPT SER	PIP PIP	PIP PYG	PIP SP	PIP NAT	NYC NOC	NYC LEI	MYO SP	PLE AUR	NYC SP	NSL	RHI HIP	RHI FER
SS to +30mins	0	0	21	16	0	0	6	0	0	0	0	0	0	0
31 to +60mins	0	0	135	148	0	0	319	0	11	0	41	0	0	0
Sub Total	0	0	156	164	0	0	325	0	11	0	41	0	0	0
61 to +90mins	0	0	148	38	0	1	344	0	39	0	39	0	0	0
91 to +120mins	0	0	169	29	1	0	211	0	42	0	23	1	0	0
Sub Total	0	0	317	67	1	1	555	0	81	0	62	1	0	0
SS+121mins to SR-121mins	0	0	932	263	47	0	703	0	799	10	54	1	1	0
120 to -91mins	0	0	13	10	1	0	146	0	46	0	10	0	0	0
90 to -61mins	0	0	10	44	2	0	87	0	30	2	9	0	0	0
Sub Total	0	0	23	54	3	0	233	0	76	2	19	0	0	0
60 to -31mins	0	0	20	38	1	0	8	0	3	0	0	0	0	0
30 to SR	0	0	2	5	0	0	0	0	0	0	0	0	0	0
Sub Total	0	0	22	43	1	0	8	0	3	0	0	0	0	0
Total	0	0	1450	591	52	1	1824	0	970	12	176	2	1	0

Table G.179 – Summary of hedgerow 427 Static data from Summer 2022

Bat Species	BAR BAR	EPT SER	PIP PIP	PIP PYG	PIP SP	PIP NAT	NYC NOC	NYC LEI	MYO SP	PLE AUR	NYC SP	NSL	RHI HIP	RHI FER
SS to +30mins	0	0	0	14	0	0	3	0	0	0	0	0	0	0
31 to +60mins	0	0	41	81	0	0	164	0	4	0	50	8	0	0
Sub Total	0	0	41	95	0	0	167	0	4	0	50	8	0	0
61 to +90mins	0	0	83	30	0	0	193	0	16	0	155	36	0	0
91 to +120mins	0	0	87	8	2	0	66	0	7	2	97	19	0	0

Bat Species	BAR BAR	EPT SER	PIP PIP	PIP PYG	PIP SP	PIP NAT	NYC NOC	NYC LEI	MYO SP	PLE AUR	NYC SP	NSL	RHI HIP	RHI FER
Sub Total	0	0	170	38	2	0	259	0	23	2	252	55	0	0
SS+121mins to SR-121mins	0	1	728	166	6	0	904	2	173	13	1301	421	6	0
120 to -91mins	0	0	21	5	1	0	131	2	13	6	201	56	2	0
90 to -61mins	0	0	5	40	0	0	175	0	43	1	53	9	0	0
Sub Total	0	0	26	45	1	0	306	2	56	7	254	65	2	0
60 to -31mins	0	0	42	78	3	0	40	0	14	0	1	0	0	0
30 to SR	0	0	5	8	3	0	9	0	0	0	0	0	0	0
Sub Total	0	0	47	86	6	0	49	0	14	0	1	0	0	0
Total	0	1	1012	430	15	0	1685	4	270	22	1858	549	8	0

Table G.180 – Summary of hedgerow 429 Static data from Summer 2022

Bat Species	BAR BAR	EPT SER	PIP PIP	PIP PYG	PIP SP	PIP NAT	NYC NOC	NYC LEI	MYO SP	PLE AUR	NYC SP	NSL	RHI HIP	RHI FER
SS to +30mins	0	0	7	22	0	0	5	0	0	0	0	0	0	0
31 to +60mins	0	0	37	25	0	0	21	1	13	1	3	2	0	0
Sub Total	0	0	44	47	0	0	26	1	13	1	3	2	0	0
61 to +90mins	0	0	98	12	0	0	10	0	64	0	1	0	0	0
91 to +120mins	0	1	44	18	0	0	4	1	74	1	2	0	0	0
Sub Total	0	1	142	30	0	0	14	1	138	1	3	0	0	0
SS+121mins to SR-121mins	0	1	416	103	0	0	10	1	789	15	7	5	21	0
120 to -91mins	0	0	16	11	0	0	0	0	81	3	0	1	3	0
90 to -61mins	0	0	72	14	0	0	2	0	103	5	0	0	33	0
Sub Total	0	0	88	25	0	0	2	0	184	8	0	1	36	0

Bat Species	BAR BAR	EPT SER	PIP PIP	PIP PYG	PIP SP	PIP NAT	NYC NOC	NYC LEI	MYO SP	PLE AUR	NYC SP	NSL	RHI HIP	RHI FER
60 to -31mins	0	0	67	97	0	0	9	0	37	1	0	0	5	0
30 to SR	0	0	0	21	0	0	22	0	0	0	0	0	0	0
Sub Total	0	0	67	118	0	0	31	0	37	1	0	0	5	0
Total	0	2	757	323	0	0	83	3	1161	26	13	8	62	0

Table G.181 – Summary of hedgerow 434 Static data from Summer 2022

Bat Species	BAR BAR	EPT SER	PIP PIP	PIP PYG	PIP SP	PIP NAT	NYC NOC	NYC LEI	MYO SP	PLE AUR	NYC SP	NSL	RHI HIP	RHI FER
SS to +30mins	0	0	1	12	0	0	6	0	1	0	0	0	0	0
31 to +60mins	0	0	37	56	0	0	32	0	9	0	6	0	0	0
Sub Total	0	0	38	68	0	0	38	0	10	0	6	0	0	0
61 to +90mins	0	0	113	39	0	0	15	1	10	0	3	1	0	0
91 to +120mins	0	0	26	8	0	0	2	0	23	0	5	2	0	0
Sub Total	0	0	139	47	0	0	17	1	33	0	8	3	0	0
SS+121mins to SR-121mins	0	2	96	44	0	0	16	1	353	19	4	0	0	0
120 to -91mins	0	0	1	5	0	0	4	0	3	2	1	0	0	0
90 to -61mins	0	0	8	7	0	0	2	0	3	3	1	0	0	0
Sub Total	0	0	9	12	0	0	6	0	6	5	2	0	0	0
60 to -31mins	0	0	5	9	0	0	8	0	3	4	0	1	0	0
30 to SR	0	0	0	2	0	0	7	0	0	0	0	0	0	0
Sub Total	0	0	5	11	0	0	15	0	3	4	0	1	0	0
Total	0	2	287	182	0	0	92	2	405	28	20	4	0	0

Table G.182 – Summary of hedgerow 449 Static data from Summer 2022

Bat Species	BAR BAR	EPT SER	PIP PIP	PIP PYG	PIP SP	PIP NAT	NYC NOC	NYC LEI	MYO SP	PLE AUR	NYC SP	NSL	RHI HIP	RHI FER
SS to +30mins	0	0	4	1	0	0	8	0	0	0	0	0	0	0
31 to +60mins	0	1	21	4	0	0	10	0	0	1	4	0	0	0
Sub Total	0	1	25	5	0	0	18	0	0	1	4	0	0	0
61 to +90mins	0	1	100	7	1	0	5	0	4	2	1	0	0	0
91 to +120mins	0	0	107	5	0	0	1	0	2	2	0	0	0	0
Sub Total	0	1	207	12	1	0	6	0	6	4	1	0	0	0
SS+121mins to SR-121mins	0	0	1699	50	57	0	9	0	66	22	7	0	0	0
120 to -91mins	0	1	46	0	1	0	1	0	3	2	1	0	0	0
90 to -61mins	0	0	28	2	2	0	0	0	3	3	0	0	0	0
Sub Total	0	1	74	2	3	0	1	0	6	5	1	0	0	0
60 to -31mins	0	0	16	0	2	0	1	0	1	0	0	0	0	0
30 to SR	0	0	0	0	1	0	0	0	0	0	0	0	0	0
Sub Total	0	0	16	0	3	0	1	0	1	0	0	0	0	0
Total	0	3	2021	69	64	0	35	0	79	32	13	0	0	0

Table G.183 – Summary of hedgerow 482 Static data from Summer 2022

Bat Species	BAR BAR	EPT SER	PIP PIP	PIP PYG	PIP SP	PIP NAT	NYC NOC	NYC LEI	MYO SP	PLE AUR	NYC SP	NSL	RHI HIP	RHI FER
SS to +30mins	0	0	7	40	0	0	22	0	0	0	0	0	0	0
31 to +60mins	0	0	45	60	0	0	5	0	15	4	0	0	0	0

Bat Species	BAR BAR	EPT SER	PIP PIP	PIP PYG	PIP SP	PIP NAT	NYC NOC	NYC LEI	MYO SP	PLE AUR	NYC SP	NSL	RHI HIP	RHI FER
Sub Total	0	0	52	100	0	0	27	0	15	4	0	0	0	0
61 to +90mins	0	0	14	6	0	0	1	0	24	33	0	0	0	0
91 to +120mins	0	0	16	5	0	0	8	0	35	21	0	0	0	0
Sub Total	0	0	30	11	0	0	9	0	59	54	0	0	0	0
SS+121mins to SR-121mins	0	0	55	51	0	1	25	0	50	51	0	0	0	0
120 to -91mins	0	0	0	1	0	0	3	0	0	0	0	0	0	0
90 to -61mins	0	0	3	5	0	0	8	0	2	2	0	0	0	0
Sub Total	0	0	3	6	0	0	11	0	2	2	0	0	0	0
60 to -31mins	0	0	2	7	0	0	8	0	0	6	0	0	0	0
30 to SR	0	0	0	0	0	0	5	0	0	0	0	0	0	0
Sub Total	0	0	2	7	0	0	13	0	0	6	0	0	0	0
Total	0	0	142	175	0	1	85	0	126	117	0	0	0	0

Table G.184 – Summary of hedgerow 489 Static data from Summer 2022

Bat Species	BAR BAR	EPT SER	PIP PIP	PIP PYG	PIP SP	PIP NAT	NYC NOC	NYC LEI	MYO SP	PLE AUR	NYC SP	NSL	RHI HIP	RHI FER
SS to +30mins	0	0	2	36	0	0	31	0	0	0	0	0	0	0
31 to +60mins	0	5	25	44	0	0	65	0	14	1	0	30	0	0
Sub Total	0	5	27	80	0	0	96	0	14	1	0	30	0	0
61 to +90mins	0	0	53	29	0	0	0	0	16	2	0	1	0	0
91 to +120mins	0	0	5	7	0	0	4	0	7	10	0	0	0	0
Sub Total	0	0	58	36	0	0	4	0	23	12	0	1	0	0
SS+121mins to SR-121mins	0	0	67	27	0	0	11	0	43	24	0	3	0	0

Bat Species	BAR BAR	EPT SER	PIP PIP	PIP PYG	PIP SP	PIP NAT	NYC NOC	NYC LEI	MYO SP	PLE AUR	NYC SP	NSL	RHI HIP	RHI FER
120 to -91mins	0	0	54	10	0	0	0	0	2	5	0	0	0	0
90 to -61mins	0	0	38	29	0	0	0	0	0	0	0	0	0	0
Sub Total	0	0	92	39	0	0	0	0	2	5	0	0	0	0
60 to -31mins	0	0	28	36	0	0	8	0	4	0	0	0	0	0
30 to SR	0	0	0	8	0	0	2	0	0	0	0	0	0	0
Sub Total	0	0	28	44	0	0	10	0	4	0	0	0	0	0
Total	0	5	272	226	0	0	121	0	86	42	0	34	0	0

Table G.185 – Summary of hedgerow 491 Static data from Summer 2022

Bat Species	BAR BAR	EPT SER	PIP PIP	PIP PYG	PIP SP	PIP NAT	NYC NOC	NYC LEI	MYO SP	PLE AUR	NYC SP	NSL	RHI HIP	RHI FER
SS to +30mins	0	0	0	37	0	0	31	0	0	0	0	0	0	0
31 to +60mins	0	0	43	207	0	0	49	0	8	0	0	0	0	0
Sub Total	0	0	43	244	0	0	80	0	8	0	0	0	0	0
61 to +90mins	0	0	65	18	0	0	1	0	19	4	0	1	0	0
91 to +120mins	0	0	41	5	0	0	7	0	6	9	0	0	0	0
Sub Total	0	0	106	23	0	0	8	0	25	13	0	1	0	0
SS+121mins to SR-121mins	0	0	230	39	0	0	7	0	40	38	0	0	0	0
120 to -91mins	0	0	19	2	0	0	0	0	6	6	0	0	0	0
90 to -61mins	0	0	48	10	0	0	2	0	18	3	0	0	0	0
Sub Total	0	0	67	12	0	0	2	0	24	9	0	0	0	0
60 to -31mins	0	0	31	24	0	0	1	0	3	0	0	0	0	0
30 to SR	0	0	0	9	0	0	1	0	0	0	0	0	0	0

Bat Species	BAR BAR	EPT SER	PIP PIP	PIP PYG	PIP SP	PIP NAT	NYC NOC	NYC LEI	MYO SP	PLE AUR	NYC SP	NSL	RHI HIP	RHI FER
Sub Total	0	0	31	33	0	0	2	0	3	0	0	0	0	0
Total	0	0	477	351	0	0	99	0	100	60	0	1	0	0

Table G.186 – Summary of hedgerow 522 Static data from Summer 2022

Bat Species	BAR BAR	EPT SER	PIP PIP	PIP PYG	PIP SP	PIP NAT	NYC NOC	NYC LEI	MYO SP	PLE AUR	NYC SP	NSL	RHI HIP	RHI FER
SS to +30mins	0	0	43	19	0	0	9	2	0	1	1	0	0	0
31 to +60mins	0	28	62	8	0	0	80	67	3	0	45	20	0	0
Sub Total	0	28	105	27	0	0	89	69	3	1	46	20	0	0
61 to +90mins	0	27	189	9	0	0	57	72	7	2	71	34	0	0
91 to +120mins	0	2	137	2	0	0	2	4	13	3	7	8	0	0
Sub Total	0	29	326	11	0	0	59	76	20	5	78	42	0	0
SS+121mins to SR-121mins	0	364	640	61	1	0	35	269	125	10	127	198	0	0
120 to -91mins	0	1	2	1	0	0	3	2	15	1	2	2	0	0
90 to -61mins	0	3	4	1	0	0	7	10	8	3	10	8	0	0
Sub Total	0	4	6	2	0	0	10	12	23	4	12	10	0	0
60 to -31mins	0	2	11	3	0	0	1	2	1	1	4	2	0	0
30 to SR	0	0	0	0	0	0	1	0	0	0	0	0	0	0
Sub Total	0	2	11	3	0	0	2	2	1	1	4	2	0	0
Total	0	427	1088	104	1	0	195	428	172	21	267	272	0	0

Table G.187 – Summary of hedgerow 791 Static data from Summer 2022

Bat Species	BAR BAR	EPT SER	PIP PIP	PIP PYG	PIP SP	PIP NAT	NYC NOC	NYC LEI	MYO SP	PLE AUR	NYC SP	NSL	RHI HIP	RHI FER
SS to +30mins	0	0	0	0	0	0	1	0	0	0	0	0	0	0
31 to +60mins	0	0	45	1	0	0	12	0	0	0	0	0	0	0
Sub Total	0	0	45	1	0	0	13	0	0	0	0	0	0	0
61 to +90mins	0	0	127	16	0	0	1	0	0	0	0	1	0	0
91 to +120mins	0	2	11	5	0	0	2	0	5	1	0	1	0	0
Sub Total	0	2	138	21	0	0	3	0	5	1	0	2	0	0
SS+121mins to SR-121mins	0	0	349	39	1	0	9	0	22	7	0	2	0	0
120 to -91mins	0	0	21	0	0	0	1	0	0	0	0	0	0	0
90 to -61mins	0	0	25	1	0	0	1	0	0	0	0	0	0	0
Sub Total	0	0	46	1	0	0	2	0	0	0	0	0	0	0
60 to -31mins	0	0	20	0	0	0	0	0	0	0	0	0	0	0
30 to SR	0	0	0	0	0	0	0	0	0	0	0	0	0	0
Sub Total	0	0	20	0	0	0	0	0	0	0	0	0	0	0
Total	0	2	598	62	1	0	27	0	27	8	0	4	0	0

Table G.188 – Summary of hedgerow 797 Static data from Summer 2022

Bat Species	BAR BAR	EPT SER	PIP PIP	PIP PYG	PIP SP	PIP NAT	NYC NOC	NYC LEI	MYO SP	PLE AUR	NYC SP	NSL	RHI HIP	RHI FER
SS to +30mins	0	0	0	0	0	0	0	0	0	0	0	0	0	0
31 to +60mins	0	0	15	7	0	0	1	0	0	0	0	0	0	0
Sub Total	0	0	15	7	0	0	1	0	0	0	0	0	0	0
61 to +90mins	0	1	21	5	0	0	4	0	0	0	0	0	0	0
91 to +120mins	0	0	14	6	0	0	0	0	0	0	0	0	0	0

Bat Species	BAR BAR	EPT SER	PIP PIP	PIP PYG	PIP SP	PIP NAT	NYC NOC	NYC LEI	MYO SP	PLE AUR	NYC SP	NSL	RHI HIP	RHI FER
Sub Total	0	1	35	11	0	0	4	0	0	0	0	0	0	0
SS+121mins to SR-121mins	0	0	178	13	1	0	3	0	10	1	1	0	0	0
120 to -91mins	0	0	3	2	0	0	0	0	1	0	0	0	0	0
90 to -61mins	0	0	5	1	0	0	1	0	0	0	0	0	0	0
Sub Total	0	0	8	3	0	0	1	0	1	0	0	0	0	0
60 to -31mins	0	0	4	1	0	0	0	0	0	0	0	0	0	0
30 to SR	0	0	0	0	0	0	0	0	0	0	0	0	0	0
Sub Total	0	0	4	1	0	0	0	0	0	0	0	0	0	0
Total	0	1	240	35	1	0	9	0	11	1	1	0	0	0

Table G.189 – Summary of hedgerow 804 Static data from Summer 2022

Bat Species	BAR BAR	EPT SER	PIP PIP	PIP PYG	PIP SP	PIP NAT	NYC NOC	NYC LEI	MYO SP	PLE AUR	NYC SP	NSL	RHI HIP	RHI FER
SS to +30mins	0	0	0	0	0	0	3	0	0	0	0	0	0	0
31 to +60mins	0	0	12	1	0	0	9	0	0	0	0	0	0	0
Sub Total	0	0	12	1	0	0	12	0	0	0	0	0	0	0
61 to +90mins	0	1	37	4	0	0	4	0	0	0	0	1	0	0
91 to +120mins	0	1	13	4	0	0	4	0	0	1	0	0	0	0
Sub Total	0	2	50	8	0	0	8	0	0	1	0	1	0	0
SS+121mins to SR-121mins	0	0	72	24	0	0	11	0	12	2	0	1	0	0
120 to -91mins	0	0	3	1	0	0	0	0	0	0	0	0	0	0
90 to -61mins	0	0	2	2	0	0	0	0	0	0	0	0	0	0
Sub Total	0	0	5	3	0	0	0	0	0	0	0	0	0	0

Bat Species	BAR BAR	EPT SER	PIP PIP	PIP PYG	PIP SP	PIP NAT	NYC NOC	NYC LEI	MYO SP	PLE AUR	NYC SP	NSL	RHI HIP	RHI FER
60 to -31mins	0	0	2	1	0	0	0	0	0	0	0	0	0	0
30 to SR	0	0	0	0	0	0	0	0	0	0	0	0	0	0
Sub Total	0	0	2	1	0	0	0	0	0	0	0	0	0	0
Total	0	2	141	37	0	0	31	0	12	3	0	2	0	0

Table G.190 – Summary of hedgerow 808 Static data from Summer 2022

Bat Species	BAR BAR	EPT SER	PIP PIP	PIP PYG	PIP SP	PIP NAT	NYC NOC	NYC LEI	MYO SP	PLE AUR	NYC SP	NSL	RHI HIP	RHI FER
SS to +30mins	0	0	0	0	0	0	1	0	0	0	0	0	0	0
31 to +60mins	0	0	21	5	0	0	13	0	0	0	0	0	0	0
Sub Total	0	0	21	5	0	0	14	0	0	0	0	0	0	0
61 to +90mins	0	0	77	30	1	0	1	0	1	0	0	2	0	0
91 to +120mins	0	1	55	28	0	0	1	0	39	0	0	1	0	0
Sub Total	0	1	132	58	1	0	2	0	40	0	0	3	0	0
SS+121mins to SR-121mins	0	0	1012	117	1	0	9	0	117	4	0	3	0	0
120 to -91mins	0	0	67	2	0	0	0	0	0	0	0	0	0	0
90 to -61mins	0	0	66	12	0	0	0	0	0	0	0	0	0	0
Sub Total	0	0	133	14	0	0	0	0	0	0	0	0	0	0
60 to -31mins	0	0	6	6	0	0	0	0	0	0	0	0	0	0
30 to SR	0	0	0	0	0	0	0	0	0	0	0	0	0	0
Sub Total	0	0	6	6	0	0	0	0	0	0	0	0	0	0
Total	0	1	1304	200	2	0	25	0	157	4	0	6	0	0

Table G.191 – Summary of hedgerow 810 Static data from Summer 2022

Bat Species	BAR BAR	EPT SER	PIP PIP	PIP PYG	PIP SP	PIP NAT	NYC NOC	NYC LEI	MYO SP	PLE AUR	NYC SP	NSL	RHI HIP	RHI FER
SS to +30mins	0	0	0	0	0	0	4	0	0	0	0	0	0	0
31 to +60mins	0	0	22	3	0	0	16	0	0	0	0	2	0	0
Sub Total	0	0	22	3	0	0	20	0	0	0	0	2	0	0
61 to +90mins	0	0	57	11	0	0	3	0	3	0	0	0	0	0
91 to +120mins	0	0	18	4	0	0	15	0	2	1	1	2	0	0
Sub Total	0	0	75	15	0	0	18	0	5	1	1	2	0	0
SS+121mins to SR-121mins	0	0	116	35	0	0	13	0	22	37	1	2	0	0
120 to -91mins	0	0	12	0	0	0	0	0	0	1	0	0	0	0
90 to -61mins	0	0	24	2	0	0	0	0	0	0	0	0	0	0
Sub Total	0	0	36	2	0	0	0	0	0	1	0	0	0	0
60 to -31mins	0	0	5	0	0	0	1	0	0	0	0	0	0	0
30 to SR	0	0	0	0	0	0	0	0	0	0	0	0	0	0
Sub Total	0	0	5	0	0	0	1	0	0	0	0	0	0	0
Total	0	0	254	55	0	0	52	0	27	39	2	6	0	0

Table G.192 – Summary of hedgerow 811 Static data from Summer 2022

Bat Species	BAR BAR	EPT SER	PIP PIP	PIP PYG	PIP SP	PIP NAT	NYC NOC	NYC LEI	MYO SP	PLE AUR	NYC SP	NSL	RHI HIP	RHI FER
SS to +30mins	0	0	4	0	0	0	1	0	0	0	0	0	0	0
31 to +60mins	0	0	75	15	0	0	3	0	1	0	0	0	0	0
Sub Total	0	0	79	15	0	0	4	0	1	0	0	0	0	0

Bat Species	BAR BAR	EPT SER	PIP PIP	PIP PYG	PIP SP	PIP NAT	NYC NOC	NYC LEI	MYO SP	PLE AUR	NYC SP	NSL	RHI HIP	RHI FER
61 to +90mins	0	0	80	10	0	0	3	0	1	0	0	0	0	0
91 to +120mins	0	0	77	20	1	0	4	0	13	0	0	0	0	0
Sub Total	0	0	157	30	1	0	7	0	14	0	0	0	0	0
SS+121mins to SR-121mins	0	0	492	109	0	0	8	0	223	4	0	0	0	0
120 to -91mins	0	0	2	7	0	0	0	0	1	0	0	0	0	0
90 to -61mins	0	0	9	13	0	0	0	0	2	0	0	0	0	0
Sub Total	0	0	11	20	0	0	0	0	3	0	0	0	0	0
60 to -31mins	0	0	5	6	0	0	0	0	0	0	0	0	0	0
30 to SR	0	0	0	0	0	0	0	0	0	0	0	0	0	0
Sub Total	0	0	5	6	0	0	0	0	0	0	0	0	0	0
Total	0	0	744	180	1	0	19	0	241	4	0	0	0	0

Table G.193 – Summary of hedgerow 818 Static data from Summer 2022

Bat Species	BAR BAR	EPT SER	PIP PIP	PIP PYG	PIP SP	PIP NAT	NYC NOC	NYC LEI	MYO SP	PLE AUR	NYC SP	NSL	RHI HIP	RHI FER
SS to +30mins	0	0	1	0	0	0	3	0	0	0	0	0	0	0
31 to +60mins	0	0	269	8	2	0	10	0	0	0	0	0	0	0
Sub Total	0	0	270	8	2	0	13	0	0	0	0	0	0	0
61 to +90mins	0	0	136	34	4	0	3	0	17	0	1	1	0	0
91 to +120mins	0	0	20	14	0	0	10	0	1	0	1	1	0	0
Sub Total	0	0	156	48	4	0	13	0	18	0	2	2	0	0
SS+121mins to SR-121mins	0	0	628	49	22	0	5	0	89	8	1	1	0	0
120 to -91mins	0	0	57	1	2	0	0	0	10	0	0	0	0	0

Bat Species	BAR BAR	EPT SER	PIP PIP	PIP PYG	PIP SP	PIP NAT	NYC NOC	NYC LEI	MYO SP	PLE AUR	NYC SP	NSL	RHI HIP	RHI FER
90 to -61mins	0	0	58	11	3	0	0	0	5	0	0	0	0	0
Sub Total	0	0	115	12	5	0	0	0	15	0	0	0	0	0
60 to -31mins	0	0	65	4	3	0	0	0	0	0	0	0	0	0
30 to SR	0	0	0	0	0	0	0	0	0	0	0	0	0	0
Sub Total	0	0	65	4	3	0	0	0	0	0	0	0	0	0
Total	0	0	1234	121	36	0	31	0	122	8	3	3	0	0

Table G.194 – Summary of hedgerow 819 Static data from Summer 2022

Bat Species	BAR BAR	EPT SER	PIP PIP	PIP PYG	PIP SP	PIP NAT	NYC NOC	NYC LEI	MYO SP	PLE AUR	NYC SP	NSL	RHI HIP	RHI FER
SS to +30mins	0	0	1	0	0	0	0	0	0	0	0	0	0	0
31 to +60mins	0	0	12	5	0	0	0	0	0	0	0	0	0	0
Sub Total	0	0	13	5	0	0	0	0	0	0	0	0	0	0
61 to +90mins	0	0	12	3	0	0	3	0	4	1	0	0	0	0
91 to +120mins	0	0	8	3	0	0	2	0	2	0	0	0	0	0
Sub Total	0	0	20	6	0	0	5	0	6	1	0	0	0	0
SS+121mins to SR-121mins	0	0	72	18	1	0	3	0	10	1	1	0	0	0
120 to -91mins	0	0	1	1	0	0	1	0	0	0	0	0	0	0
90 to -61mins	0	0	1	0	0	0	0	0	0	0	0	0	0	0
Sub Total	0	0	2	1	0	0	1	0	0	0	0	0	0	0
60 to -31mins	0	0	2	1	0	0	0	0	0	0	0	0	0	0
30 to SR	0	0	0	0	0	0	0	0	0	0	0	0	0	0
Sub Total	0	0	2	1	0	0	0	0	0	0	0	0	0	0

Bat Species	BAR BAR	EPT SER	PIP PIP	PIP PYG	PIP SP	PIP NAT	NYC NOC	NYC LEI	MYO SP	PLE AUR	NYC SP	NSL	RHI HIP	RHI FER
Total	0	0	109	31	1	0	9	0	16	2	1	0	0	0

Table G.195 – Summary of hedgerow 940 Static data from Summer 2022

Bat Species	BAR BAR	EPT SER	PIP PIP	PIP PYG	PIP SP	PIP NAT	NYC NOC	NYC LEI	MYO SP	PLE AUR	NYC SP	NSL	RHI HIP	RHI FER
SS to +30mins	0	0	5	1	0	0	0	0	0	0	0	0	0	0
31 to +60mins	0	0	19	34	0	0	3	0	3	0	0	2	0	0
Sub Total	0	0	24	35	0	0	3	0	3	0	0	2	0	0
61 to +90mins	0	2	36	49	0	0	10	0	4	1	1	1	0	0
91 to +120mins	0	11	21	20	0	0	8	0	11	5	0	7	0	0
Sub Total	0	13	57	69	0	0	18	0	15	6	1	8	0	0
SS+121mins to SR-121mins	0	1	114	59	0	0	1	0	97	25	0	2	3	0
120 to -91mins	0	0	53	3	0	0	0	0	0	3	0	0	0	0
90 to -61mins	0	0	37	6	0	0	1	0	10	4	0	0	0	0
Sub Total	0	0	90	9	0	0	1	0	10	7	0	0	0	0
60 to -31mins	0	0	8	12	0	0	0	0	2	0	0	0	0	0
30 to SR	0	0	13	27	0	0	2	0	2	0	0	0	0	0
Sub Total	0	0	21	39	0	0	2	0	4	0	0	0	0	0
Total	0	14	306	211	0	0	25	0	129	38	1	12	3	0

Table G.196 – Summary of hedgerow 956 Static data from Summer 2022

Bat Species	BAR BAR	EPT SER	PIP PIP	PIP PYG	PIP SP	PIP NAT	NYC NOC	NYC LEI	MYO SP	PLE AUR	NYC SP	NSL	RHI HIP	RHI FER
SS to +30mins	0	0	24	0	0	0	1	0	0	0	0	0	0	0
31 to +60mins	0	0	220	6	0	0	3	0	2	0	1	0	0	0
Sub Total	0	0	244	6	0	0	4	0	2	0	1	0	0	0
61 to +90mins	0	0	188	0	0	0	2	0	1	0	0	0	0	0
91 to +120mins	0	0	113	6	0	0	0	0	1	1	0	0	0	0
Sub Total	0	0	301	6	0	0	2	0	2	1	0	0	0	0
SS+121mins to SR-121mins	0	0	474	29	0	1	6	0	14	4	4	1	0	0
120 to -91mins	0	0	8	0	0	0	1	0	1	0	1	0	0	0
90 to -61mins	0	0	29	1	0	0	2	0	0	0	0	0	0	0
Sub Total	0	0	37	1	0	0	3	0	1	0	1	0	0	0
60 to -31mins	0	0	27	1	0	0	0	0	0	0	0	0	0	0
30 to SR	0	0	1	0	0	0	0	0	0	0	0	0	0	0
Sub Total	0	0	28	1	0	0	0	0	0	0	0	0	0	0
Total	0	0	1084	43	0	1	15	0	19	5	6	1	0	0

Table G. 197– Summary of hedgerow 958 Static data from Summer 2022

Bat Species	BAR BAR	EPT SER	PIP PIP	PIP PYG	PIP SP	PIP NAT	NYC NOC	NYC LEI	MYO SP	PLE AUR	NYC SP	NSL	RHI HIP	RHI FER
SS to +30mins	0	0	3	0	0	0	38	0	0	0	0	0	0	0
31 to +60mins	0	0	84	0	0	0	14	1	3	0	0	0	0	0
Sub Total	0	0	87	0	0	0	52	1	3	0	0	0	0	0
61 to +90mins	0	0	173	4	0	0	3	1	54	0	0	0	0	0
91 to +120mins	0	0	239	5	10	0	2	0	18	0	0	0	0	0

Bat Species	BAR BAR	EPT SER	PIP PIP	PIP PYG	PIP SP	PIP NAT	NYC NOC	NYC LEI	MYO SP	PLE AUR	NYC SP	NSL	RHI HIP	RHI FER
Sub Total	0	0	412	9	10	0	5	1	72	0	0	0	0	0
SS+121mins to SR-121mins	0	0	1186	76	70	0	0	0	232	0	0	0	0	0
120 to -91mins	0	0	116	1	4	0	0	0	13	0	0	0	0	0
90 to -61mins	0	0	124	5	0	0	0	0	39	0	0	0	0	0
Sub Total	0	0	240	6	4	0	0	0	52	0	0	0	0	0
60 to -31mins	0	0	46	1	2	0	11	0	2	0	0	0	0	0
30 to SR	0	0	0	0	0	0	4	0	0	0	0	0	0	0
Sub Total	0	0	46	1	2	0	15	0	2	0	0	0	0	0
Total	0	0	1971	92	86	0	72	2	361	0	0	0	0	0

Table G.198 – Summary of hedgerow 974 Static data from Summer 2022

Bat Species	BAR BAR	EPT SER	PIP PIP	PIP PYG	PIP SP	PIP NAT	NYC NOC	NYC LEI	MYO SP	PLE AUR	NYC SP	NSL	RHI HIP	RHI FER
SS to +30mins	0	0	1	1	0	0	0	0	0	1	0	0	0	0
31 to +60mins	0	0	29	4	0	0	5	0	37	0	0	0	0	0
Sub Total	0	0	30	5	0	0	5	0	37	1	0	0	0	0
61 to +90mins	0	0	42	11	1	0	12	1	12	0	0	0	0	0
91 to +120mins	0	0	16	2	1	0	4	0	5	0	0	0	0	0
Sub Total	0	0	58	13	2	0	16	1	17	0	0	0	0	0
SS+121mins to SR-121mins	0	0	139	18	4	0	2	0	154	3	0	0	2	0
120 to -91mins	0	0	113	6	2	0	0	0	33	1	0	0	0	0
90 to -61mins	0	0	212	26	3	0	1	0	50	0	0	0	0	0
Sub Total	0	0	325	32	5	0	1	0	83	1	0	0	0	0

Bat Species	BAR BAR	EPT SER	PIP PIP	PIP PYG	PIP SP	PIP NAT	NYC NOC	NYC LEI	MYO SP	PLE AUR	NYC SP	NSL	RHI HIP	RHI FER
60 to -31mins	0	0	60	37	1	0	1	0	0	0	0	0	0	0
30 to SR	0	0	1	2	0	0	1	0	0	0	0	0	0	0
Sub Total	0	0	61	39	1	0	2	0	0	0	0	0	0	0
Total	0	0	613	107	12	0	26	1	291	5	0	0	2	0

Table G.199 – Summary of hedgerow 993 Static data from Summer 2022

Bat Species	BAR BAR	EPT SER	PIP PIP	PIP PYG	PIP SP	PIP NAT	NYC NOC	NYC LEI	MYO SP	PLE AUR	NYC SP	NSL	RHI HIP	RHI FER
SS to +30mins	0	0	14	9	5	0	29	0	0	0	0	0	0	0
31 to +60mins	0	0	358	12	14	0	1	0	0	3	0	0	0	0
Sub Total	0	0	372	21	19	0	30	0	0	3	0	0	0	0
61 to +90mins	0	0	187	17	5	0	0	0	6	0	0	0	0	0
91 to +120mins	0	0	241	66	8	0	1	0	3	2	0	0	0	0
Sub Total	0	0	428	83	13	0	1	0	9	2	0	0	0	0
SS+121mins to SR-121mins	0	0	612	56	21	0	0	0	47	7	0	0	0	0
120 to -91mins	0	0	132	10	1	0	0	0	17	1	0	0	0	0
90 to -61mins	0	0	148	26	5	0	0	0	12	2	0	0	0	0
Sub Total	0	0	280	36	6	0	0	0	29	3	0	0	0	0
60 to -31mins	0	0	119	25	9	0	11	0	2	0	0	0	0	0
30 to SR	0	0	2	0	0	0	12	0	0	0	0	0	0	0
Sub Total	0	0	121	25	9	0	23	0	2	0	0	0	0	0
Total	0	0	1813	221	68	0	54	0	87	15	0	0	0	0

Table G.200 – Summary of hedgerow 1004 Static data from Summer 2022

Bat Species	BAR BAR	EPT SER	PIP PIP	PIP PYG	PIP SP	PIP NAT	NYC NOC	NYC LEI	MYO SP	PLE AUR	NYC SP	NSL	RHI HIP	RHI FER
SS to +30mins	0	0	22	85	0	0	5	0	1	0	0	0	0	0
31 to +60mins	0	0	197	445	2	0	9	0	54	0	0	0	0	0
Sub Total	0	0	219	530	2	0	14	0	55	0	0	0	0	0
61 to +90mins	0	0	106	282	3	0	0	0	121	2	0	0	0	0
91 to +120mins	0	0	119	53	3	0	2	0	92	4	0	0	0	0
Sub Total	0	0	225	335	6	0	2	0	213	6	0	0	0	0
SS+121mins to SR-121mins	0	0	980	788	107	0	10	0	1067	76	1	0	5	0
120 to -91mins	0	0	129	67	7	0	0	0	19	10	0	0	2	0
90 to -61mins	0	0	160	39	0	0	0	0	69	4	0	0	0	0
Sub Total	0	0	289	106	7	0	0	0	88	14	0	0	2	0
60 to -31mins	0	0	128	91	1	0	0	0	108	0	0	0	0	0
30 to SR	0	0	27	42	0	0	0	0	0	0	0	0	0	0
Sub Total	0	0	155	133	1	0	0	0	108	0	0	0	0	0
Total	0	0	1868	1892	123	0	26	0	1531	96	1	0	7	0

Table G.201 – Summary of hedgerow 1011 Static data from Summer 2022

Bat Species	BAR BAR	EPT SER	PIP PIP	PIP PYG	PIP SP	PIP NAT	NYC NOC	NYC LEI	MYO SP	PLE AUR	NYC SP	NSL	RHI HIP	RHI FER
SS to +30mins	0	0	7	0	0	0	2	0	0	0	0	0	0	0
31 to +60mins	0	0	25	1	0	0	0	0	1	0	0	0	0	0
Sub Total	0	0	32	1	0	0	2	0	1	0	0	0	0	0

Bat Species	BAR BAR	EPT SER	PIP PIP	PIP PYG	PIP SP	PIP NAT	NYC NOC	NYC LEI	MYO SP	PLE AUR	NYC SP	NSL	RHI HIP	RHI FER
61 to +90mins	0	0	60	1	0	0	1	0	6	0	0	0	0	0
91 to +120mins	0	0	85	0	0	0	1	0	1	1	0	0	0	0
Sub Total	0	0	145	1	0	0	2	0	7	1	0	0	0	0
SS+121mins to SR-121mins	0	0	457	14	0	0	1	0	34	13	0	0	0	0
120 to -91mins	0	0	74	0	0	0	0	0	1	1	0	0	0	0
90 to -61mins	0	0	52	3	0	0	0	0	0	1	0	0	0	0
Sub Total	0	0	126	3	0	0	0	0	1	2	0	0	0	0
60 to -31mins	0	0	149	3	0	0	0	0	0	0	0	0	0	0
30 to SR	0	0	5	1	0	0	0	0	0	0	0	0	0	0
Sub Total	0	0	154	4	0	0	0	0	0	0	0	0	0	0
Total	0	0	914	23	0	0	5	0	43	16	0	0	0	0

AUTUMN

Table G.202 – Summary of Average Bat Activity on All Hedgerows During Automated Static Assessments in Autumn 2022

Hedge No.	Survey nights	BAR BAR	EPT SER	PIP PIP	PIP PYG	PIP SP	PIP NAT	NYC NOC	NYC LEI	MYO SP	PLE AUR	NYC SP	NSL	RHI HIP	RHI FER	Total bat passes per night
3	6	0.00	0.00	0.83	2.67	0.00	0.00	0.00	0.00	0.33	0.33	0.17	0.00	0.00	0.00	4.33
22	6	0.00	0.00	498.50	74.33	0.00	0.00	0.50	0.00	7.50	0.33	0.00	0.00	0.00	0.00	581.17
27	6	0.00	0.00	12.67	30.33	42.67	0.17	2.67	0.00	2.33	1.17	0.17	0.00	0.00	0.00	92.17
30	6	0.00	0.17	1.33	19.50	0.00	0.00	0.00	0.00	1.00	0.00	0.00	0.00	0.00	0.00	22.00
31	6	0.00	0.00	25.17	62.83	2.00	0.00	1.17	0.00	7.17	1.00	0.50	0.00	0.00	0.00	99.83
38	6	0.00	0.00	153.17	72.50	5.00	0.00	1.17	0.00	54.83	3.33	0.17	0.00	0.00	0.00	290.17
47	7	0.00	0.00	180.86	127.71	0.00	0.00	0.57	0.00	63.29	1.14	0.00	0.14	0.00	0.00	373.71
64	6	0.00	0.17	73.00	61.17	0.33	0.00	1.50	1.00	2.00	1.17	0.67	0.83	0.00	0.00	141.83
67	7	0.00	0.00	505.57	432.29	4.71	0.00	0.86	0.00	92.29	0.14	0.00	0.43	0.00	0.00	1036.29
69	7	0.00	0.00	117.86	23.29	0.29	0.00	1.57	0.00	0.43	1.14	0.00	0.14	0.00	0.00	144.71
78	6	0.00	0.00	67.67	25.83	0.00	0.00	1.83	0.00	8.83	0.50	0.50	0.00	0.00	0.00	105.17
81	6	0.00	0.00	74.67	16.83	0.00	0.17	1.50	0.00	3.83	1.33	0.17	0.00	0.00	0.00	98.50
83	6	0.00	0.17	81.33	49.17	7.83	0.17	1.83	0.00	8.00	5.33	0.17	0.00	0.00	0.00	154.00
87	6	0.00	0.00	464.83	110.17	4.50	0.00	1.67	0.00	376.83	7.33	0.00	0.00	0.00	0.00	965.33
88	6	0.00	0.17	90.83	14.83	0.00	0.00	2.50	0.00	11.67	9.83	0.00	0.00	0.00	0.00	129.83
90	6	0.00	0.00	184.17	32.17	5.00	0.50	7.83	0.00	28.33	4.83	0.33	0.00	0.00	0.00	263.17
91	6	0.00	0.00	651.17	122.00	3.17	0.00	5.50	0.00	184.83	2.17	0.50	0.00	0.00	0.00	969.33
113	6	0.00	0.00	383.50	2.67	0.00	0.00	17.67	0.00	9.33	2.33	1.67	0.00	0.00	0.00	417.17
117	6	0.00	0.00	15.67	2.67	2.33	0.00	7.83	0.00	0.83	1.83	0.67	0.00	0.00	0.00	31.83

Hedge No.	Survey nights	BAR BAR	EPT SER	PIP PIP	PIP PYG	PIP SP	PIP NAT	NYC NOC	NYC LEI	MYO SP	PLE AUR	NYC SP	NSL	RHI HIP	RHI FER	Total bat passes per night
140	6	0.00	0.00	35.83	438.67	0.17	0.00	0.83	0.00	43.33	3.33	0.17	0.00	0.00	0.00	522.33
145	7	0.00	0.00	209.86	316.71	0.00	0.14	0.29	0.00	10.00	1.14	0.00	0.14	0.00	0.00	538.29
154	6	0.00	0.00	153.67	31.83	1.83	0.00	2.67	0.00	109.50	25.50	0.17	0.00	0.00	0.00	325.17
156	6	0.00	0.00	176.33	30.67	38.00	44.67	1.00	0.00	23.67	5.83	0.50	0.00	0.00	0.00	320.67
157	6	0.00	0.00	43.83	65.17	0.50	0.33	3.50	0.00	14.00	3.67	0.33	0.00	0.00	0.00	131.33
161	6	0.00	0.00	338.50	28.83	0.83	0.00	3.33	0.00	25.17	1.17	0.83	0.17	0.00	0.00	398.83
164	6	0.00	0.00	97.17	21.00	4.00	0.00	0.33	0.00	10.50	8.67	0.00	0.00	0.00	0.00	141.67
167	7	0.00	0.00	385.57	289.14	0.29	0.00	0.00	0.00	53.57	1.43	0.00	0.00	0.00	0.00	730.00
170	6	0.00	0.00	9.00	1.33	0.00	0.33	0.00	0.00	2.50	1.67	0.33	0.00	0.00	0.00	15.17
173	6	0.00	0.00	70.83	0.83	0.00	0.00	0.33	0.00	6.17	2.50	0.50	0.00	0.00	0.00	81.17
176	5	0.00	0.00	41.40	3.00	1.40	0.00	0.00	0.00	4.40	0.00	0.00	0.00	1.80	0.00	52.00
187	7	0.00	0.00	516.43	93.57	1.14	0.14	0.29	0.00	14.71	1.00	0.00	0.00	0.14	0.00	627.43
188	6	0.00	0.00	51.17	6.17	0.00	0.17	0.00	0.00	27.67	2.67	0.00	0.00	0.00	0.00	87.83
189	6	0.00	0.00	18.83	3.17	0.00	0.00	0.17	0.00	3.33	1.00	0.00	0.00	0.00	0.00	26.50
196	6	0.00	0.00	24.33	13.33	0.00	0.00	0.83	0.00	10.83	2.33	0.00	0.17	0.17	0.00	52.00
199	6	0.00	0.00	8.33	21.50	0.00	0.00	1.17	0.00	160.33	0.33	0.00	0.00	7.00	0.00	198.67
202	6	0.00	0.00	16.67	13.50	0.00	1.17	0.17	0.00	22.50	0.67	0.00	0.33	0.67	0.00	55.67
206	6	0.00	0.00	16.50	6.67	0.00	0.00	0.33	0.00	19.67	2.50	0.00	0.17	0.17	0.00	46.00
207	6	0.00	0.00	184.67	13.67	1.00	0.17	0.33	0.00	2.17	2.00	0.00	0.00	1.67	0.00	205.67
210	6	0.00	0.00	80.50	25.00	0.17	0.67	0.17	0.00	33.50	0.50	0.00	0.00	0.00	0.00	140.50
214	6	0.00	0.00	44.33	25.17	4.00	0.00	0.67	0.00	20.50	1.33	0.00	0.00	1.67	0.00	97.67
223	6	0.00	0.00	22.17	7.50	2.00	0.00	0.50	0.00	4.17	2.83	0.00	0.00	0.83	0.00	40.00
225	6	0.00	0.00	141.83	17.17	1.17	0.00	1.00	0.00	13.00	2.67	0.00	0.00	1.17	0.00	178.00

Hedge No.	Survey nights	BAR BAR	EPT SER	PIP PIP	PIP PYG	PIP SP	PIP NAT	NYC NOC	NYC LEI	MYO SP	PLE AUR	NYC SP	NSL	RHI HIP	RHI FER	Total bat passes per night
229	7	0.00	0.00	27.57	7.43	1.14	0.00	0.00	0.00	1.57	0.57	0.00	0.00	3.86	0.00	42.14
236	6	0.00	0.00	34.83	8.67	0.17	0.17	0.33	0.00	1.17	1.17	0.00	0.00	0.50	0.00	47.00
238	6	0.00	0.00	124.83	18.00	1.17	0.00	0.17	0.00	5.17	1.50	0.00	0.00	0.17	0.00	151.00
241	6	0.00	0.00	20.83	8.50	0.00	0.00	0.50	0.00	1.83	0.17	0.00	0.00	0.00	0.00	31.83
246	6	0.00	0.00	163.33	19.50	0.17	0.00	0.00	0.00	11.83	0.17	0.00	0.00	0.50	0.00	195.50
247	6	0.00	0.00	35.50	5.67	0.33	0.00	0.00	0.00	0.83	0.00	0.00	0.00	0.00	0.00	42.33
251	6	0.00	0.00	370.17	28.00	0.00	0.00	0.00	0.00	2.83	0.17	0.00	0.00	0.17	0.00	401.33
255	6	0.00	0.00	54.83	5.17	0.00	0.00	0.00	0.00	1.00	0.00	0.00	0.00	0.00	0.00	61.00
262	6	0.00	0.00	81.33	9.33	0.00	0.00	0.00	0.00	10.00	0.00	0.00	0.00	2.50	0.00	103.17
265	7	0.00	0.00	69.71	4.29	0.00	0.00	0.00	0.00	0.71	0.29	0.00	0.00	0.14	0.00	75.14
267	7	0.00	0.00	44.43	2.29	3.57	1.00	0.00	0.00	6.71	0.14	0.00	0.00	3.71	0.00	61.86
268	7	0.00	0.00	34.29	14.57	0.29	0.00	0.00	0.00	0.71	0.57	0.00	0.00	0.71	0.00	51.14
283	6	0.00	0.00	43.00	6.17	0.00	0.00	1.50	0.00	24.00	3.67	0.00	0.00	0.00	0.00	78.33
287	6	0.00	0.00	163.50	74.50	123.00	0.00	0.67	0.00	177.00	0.67	0.00	0.00	1.67	0.00	541.00
305	6	0.00	0.00	54.67	0.67	0.67	0.00	1.00	0.00	4.00	0.67	0.00	0.00	0.00	0.00	61.67
306	6	0.00	0.00	56.83	0.33	0.00	0.00	1.00	0.00	1.83	0.50	0.00	0.00	0.33	0.00	60.83
348	6	0.00	0.00	102.83	38.00	1.00	0.00	76.33	0.00	92.50	2.17	6.83	5.33	1.00	0.00	326.00
351	6	0.00	0.00	92.50	27.67	0.17	0.00	13.33	4.83	29.17	4.33	0.67	1.33	0.33	0.00	174.33
353	6	0.00	0.00	23.00	8.17	0.00	0.00	13.00	0.00	12.67	0.17	0.00	0.83	0.00	0.00	57.83
354	6	0.00	0.00	40.00	39.17	0.00	0.00	6.67	0.00	644.67	1.17	0.00	0.50	0.50	0.00	732.67
368	5	0.00	0.00	8.40	0.00	0.00	0.00	0.00	0.00	1.20	0.20	0.00	0.00	0.00	0.00	9.80
374	6	0.00	0.00	19.83	15.00	8.50	0.17	1.50	0.00	4.83	9.67	0.17	0.00	0.00	0.00	59.67
377	6	0.00	0.00	22.67	4.83	0.17	0.00	0.83	0.00	1.83	3.67	0.00	0.00	0.00	0.00	34.00

Hedge No.	Survey nights	BAR BAR	EPT SER	PIP PIP	PIP PYG	PIP SP	PIP NAT	NYC NOC	NYC LEI	MYO SP	PLE AUR	NYC SP	NSL	RHI HIP	RHI FER	Total bat passes per night
378	6	0.00	0.00	21.17	6.83	0.50	0.00	0.83	0.00	8.17	2.83	0.00	0.00	0.00	0.00	40.33
394	6	0.00	0.00	3.00	0.33	0.00	0.00	0.83	0.00	2.17	8.33	0.33	0.00	0.00	0.00	15.00
396	6	0.00	0.00	14.17	5.33	0.50	0.00	0.83	0.00	12.67	6.17	0.17	0.00	0.00	0.00	39.83
398	5	0.00	0.00	9.60	6.40	0.20	0.20	0.00	0.00	4.40	2.40	0.00	0.00	0.20	0.00	23.40
403	6	0.00	0.00	2.50	7.50	0.00	0.00	0.00	0.00	10.33	3.50	0.33	0.00	0.33	0.00	24.50
413	6	0.00	0.00	15.33	6.00	0.33	0.00	1.00	0.00	1.17	0.33	0.00	0.17	0.00	0.00	24.33
414	6	0.00	0.00	345.17	57.67	10.00	0.00	19.00	0.00	12.50	2.50	0.00	0.00	2.83	0.00	449.67
416	6	0.00	0.00	51.83	22.00	1.17	0.00	2.17	0.00	40.83	1.17	0.00	0.00	0.17	0.00	119.33
419	6	0.00	0.00	176.17	27.83	0.17	0.00	6.17	0.00	28.67	3.67	0.17	0.00	5.17	0.00	248.00
420	6	0.00	0.00	299.50	64.50	1.00	0.00	5.00	0.00	42.50	8.83	0.17	0.00	0.67	0.00	422.17
422	6	0.00	0.00	197.67	69.50	8.17	0.00	4.00	0.00	149.83	10.50	0.33	0.17	1.00	0.00	441.17
426	5	0.00	0.00	17.40	27.40	3.60	0.00	1.40	0.00	10.60	0.20	3.00	1.00	0.20	0.00	64.80
427	5	0.00	0.00	29.60	108.00	1.60	0.00	2.80	0.00	11.00	0.60	1.80	0.80	0.40	0.00	156.60
429	5	0.00	0.00	91.00	112.60	2.20	0.00	0.40	0.00	20.60	0.00	0.00	2.00	2.00	0.00	230.80
434	5	0.00	0.00	6.40	9.00	0.40	0.00	0.40	0.00	3.40	0.60	1.60	0.00	0.40	0.00	22.20
438	5	0.00	0.20	29.60	221.80	0.20	0.00	0.00	0.00	4.60	1.40	0.40	0.00	1.00	0.00	259.20
482	6	0.00	0.00	9.17	8.33	0.00	0.00	1.17	0.00	10.67	5.17	0.00	0.00	0.00	0.00	34.50
489	6	0.00	0.00	20.50	61.50	0.00	0.17	0.83	0.00	26.83	17.83	0.00	0.00	0.00	0.00	127.67
491	6	0.00	0.00	34.00	18.17	0.17	0.00	0.50	0.00	14.00	12.17	0.17	0.00	0.00	0.00	79.17
657	6	0.00	0.00	31.83	0.67	0.17	0.00	0.00	0.00	10.67	0.50	0.00	0.00	0.17	0.00	44.00
791	5	0.00	0.00	1.40	0.00	0.00	0.00	0.00	0.00	0.40	0.00	0.00	0.00	0.00	0.00	1.80
797	6	0.00	0.00	6.67	0.17	0.00	0.00	0.00	0.00	0.33	0.00	0.00	0.00	0.00	0.00	7.17
804	6	0.00	0.00	6.17	0.50	0.00	0.00	0.00	0.00	0.50	0.17	0.00	0.00	0.00	0.00	7.33

Hedge No.	Survey nights	BAR BAR	EPT SER	PIP PIP	PIP PYG	PIP SP	PIP NAT	NYC NOC	NYC LEI	MYO SP	PLE AUR	NYC SP	NSL	RHI HIP	RHI FER	Total bat passes per night
808	6	0.00	0.00	3.00	0.00	0.00	0.00	0.00	0.00	0.33	0.17	0.00	0.17	0.00	0.00	3.67
810	6	0.00	0.00	5.17	0.50	0.00	0.00	0.00	0.00	0.83	0.00	0.00	0.00	0.00	0.00	6.50
811	6	0.00	0.00	13.67	2.50	0.00	0.00	0.00	0.00	5.33	0.00	0.00	0.00	0.00	0.00	21.50
818	6	0.00	0.17	32.33	0.00	0.00	0.00	0.00	0.00	35.67	0.33	0.00	0.00	0.00	0.00	68.50
819	6	0.00	0.00	6.00	0.17	0.00	0.17	0.00	0.00	0.17	0.17	0.00	0.00	0.00	0.00	6.67
940	6	0.00	0.00	197.83	89.33	4.17	0.00	5.50	0.00	54.00	2.17	0.00	0.00	4.00	0.00	357.00
954	6	0.00	0.00	140.33	44.33	1.17	0.00	5.00	0.00	35.00	1.17	0.50	0.00	0.00	0.00	227.50
956	7	0.00	0.00	51.14	11.29	0.00	0.43	0.00	0.00	1.71	0.14	0.00	0.43	0.00	0.00	65.14
958	5	0.00	0.00	259.20	13.80	0.40	0.00	0.20	0.00	2.00	0.60	0.00	0.00	0.00	0.00	276.20
974	6	0.00	0.17	188.83	6.83	0.00	0.00	0.50	0.00	31.17	0.50	0.00	0.00	5.50	0.00	233.50
993	6	0.00	0.00	103.00	10.50	0.00	0.17	0.67	0.00	7.33	1.00	0.00	0.00	0.00	0.00	122.67
1004	6	0.00	0.00	0.50	1.17	0.00	0.00	0.00	0.00	0.33	0.00	0.00	0.00	0.00	0.00	2.00
1011	6	0.00	0.00	10.67	12.00	0.50	0.00	0.83	0.00	6.83	3.83	0.00	0.00	0.33	0.00	35.00
Average passes per night	n/a	0.00	0.01	99.06	40.05	3.06	0.50	2.45	0.06	30.48	2.46	0.25	0.15	0.55	0.00	179.06

Table G.203 – Summary of hedgerow 3 Static data from Autumn 2022

Bat Species	BAR BAR	EPT SER	PIP PIP	PIP PYG	PIP SP	PIP NAT	NYC NOC	NYC LEI	MYO SP	PLE AUR	NYC SP	NSL	RHI HIP	RHI FER
SS to +30mins	0	0	0	0	0	0	0	0	0	0	0	0	0	0
31 to +60mins	0	0	0	5	0	0	0	0	0	0	1	0	0	0
Sub Total	0	0	0	5	0	0	0	0	0	0	1	0	0	0

Bat Species	BAR BAR	EPT SER	PIP PIP	PIP PYG	PIP SP	PIP NAT	NYC NOC	NYC LEI	MYO SP	PLE AUR	NYC SP	NSL	RHI HIP	RHI FER
61 to +90mins	0	0	1	0	0	0	0	0	0	1	0	0	0	0
91 to +120mins	0	0	0	0	0	0	0	0	1	0	0	0	0	0
Sub Total	0	0	1	0	0	0	0	0	1	1	0	0	0	0
SS+121mins to SR-121mins	0	0	4	11	0	0	0	0	1	1	0	0	0	0
120 to -91mins	0	0	0	0	0	0	0	0	0	0	0	0	0	0
90 to -61mins	0	0	0	0	0	0	0	0	0	0	0	0	0	0
Sub Total	0	0	0	0	0	0	0	0	0	0	0	0	0	0
60 to -31mins	0	0	0	0	0	0	0	0	0	0	0	0	0	0
30 to SR	0	0	0	0	0	0	0	0	0	0	0	0	0	0
Sub Total	0	0	0	0	0	0	0	0	0	0	0	0	0	0
Total	0	0	5	16	0	0	0	0	2	2	1	0	0	0

Table G.204 – Summary of hedgerow 22 Static data from Autumn 2022

Bat Species	BAR BAR	EPT SER	PIP PIP	PIP PYG	PIP SP	PIP NAT	NYC NOC	NYC LEI	MYO SP	PLE AUR	NYC SP	NSL	RHI HIP	RHI FER
SS to +30mins	0	0	0	0	0	0	0	0	0	0	0	0	0	0
31 to +60mins	0	0	223	56	0	0	0	0	0	0	0	0	0	0
Sub Total	0	0	223	56	0	0	0	0	0	0	0	0	0	0
61 to +90mins	0	0	300	31	0	0	2	0	3	1	0	0	0	0
91 to +120mins	0	0	377	113	0	0	1	0	2	1	0	0	0	0
Sub Total	0	0	677	144	0	0	3	0	5	2	0	0	0	0
SS+121mins to SR-121mins	0	0	2068	243	0	0	0	0	39	0	0	0	0	0
120 to -91mins	0	0	4	1	0	0	0	0	1	0	0	0	0	0

Bat Species	BAR BAR	EPT SER	PIP PIP	PIP PYG	PIP SP	PIP NAT	NYC NOC	NYC LEI	MYO SP	PLE AUR	NYC SP	NSL	RHI HIP	RHI FER
90 to -61mins	0	0	2	1	0	0	0	0	0	0	0	0	0	0
Sub Total	0	0	6	2	0	0	0	0	1	0	0	0	0	0
60 to -31mins	0	0	17	1	0	0	0	0	0	0	0	0	0	0
30 to SR	0	0	0	0	0	0	0	0	0	0	0	0	0	0
Sub Total	0	0	17	1	0	0	0	0	0	0	0	0	0	0
Total	0	0	2991	446	0	0	3	0	45	2	0	0	0	0

Table G.205 – Summary of hedgerow 27 Static data from Autumn 2022

Bat Species	BAR BAR	EPT SER	PIP PIP	PIP PYG	PIP SP	PIP NAT	NYC NOC	NYC LEI	MYO SP	PLE AUR	NYC SP	NSL	RHI HIP	RHI FER
SS to +30mins	0	0	0	36	0	0	0	0	0	0	0	0	0	0
31 to +60mins	0	0	7	30	1	0	2	0	1	0	0	0	0	0
Sub Total	0	0	7	66	1	0	2	0	1	0	0	0	0	0
61 to +90mins	0	0	10	7	28	0	5	0	3	0	0	0	0	0
91 to +120mins	0	0	7	11	29	0	1	0	0	1	0	0	0	0
Sub Total	0	0	17	18	57	0	6	0	3	1	0	0	0	0
SS+121mins to SR-121mins	0	0	45	86	183	1	7	0	7	6	1	0	0	0
120 to -91mins	0	0	2	1	2	0	1	0	2	0	0	0	0	0
90 to -61mins	0	0	5	2	0	0	0	0	1	0	0	0	0	0
Sub Total	0	0	7	3	2	0	1	0	3	0	0	0	0	0
60 to -31mins	0	0	0	8	13	0	0	0	0	0	0	0	0	0
30 to SR	0	0	0	1	0	0	0	0	0	0	0	0	0	0
Sub Total	0	0	0	9	13	0	0	0	0	0	0	0	0	0

Bat Species	BAR BAR	EPT SER	PIP PIP	PIP PYG	PIP SP	PIP NAT	NYC NOC	NYC LEI	MYO SP	PLE AUR	NYC SP	NSL	RHI HIP	RHI FER
Total	0	0	76	182	256	1	16	0	14	7	1	0	0	0

Table G.206 – Summary of hedgerow 30 Static data from Autumn 2022

Bat Species	BAR BAR	EPT SER	PIP PIP	PIP PYG	PIP SP	PIP NAT	NYC NOC	NYC LEI	MYO SP	PLE AUR	NYC SP	NSL	RHI HIP	RHI FER
SS to +30mins	0	0	0	0	0	0	0	0	0	0	0	0	0	0
31 to +60mins	0	0	0	1	0	0	0	0	0	0	0	0	0	0
Sub Total	0	0	0	1	0	0	0	0	0	0	0	0	0	0
61 to +90mins	0	0	0	17	0	0	0	0	1	0	0	0	0	0
91 to +120mins	0	0	0	33	0	0	0	0	0	0	0	0	0	0
Sub Total	0	0	0	50	0	0	0	0	1	0	0	0	0	0
SS+121mins to SR-121mins	0	1	6	55	0	0	0	0	5	0	0	0	0	0
120 to -91mins	0	0	1	6	0	0	0	0	0	0	0	0	0	0
90 to -61mins	0	0	1	1	0	0	0	0	0	0	0	0	0	0
Sub Total	0	0	2	7	0	0	0	0	0	0	0	0	0	0
60 to -31mins	0	0	0	3	0	0	0	0	0	0	0	0	0	0
30 to SR	0	0	0	1	0	0	0	0	0	0	0	0	0	0
Sub Total	0	0	0	4	0	0	0	0	0	0	0	0	0	0
Total	0	1	8	117	0	0	0	0	6	0	0	0	0	0

Table G.207 – Summary of hedgerow 31 Static data from Autumn 2022

Bat Species	BAR BAR	EPT SER	PIP PIP	PIP PYG	PIP SP	PIP NAT	NYC NOC	NYC LEI	MYO SP	PLE AUR	NYC SP	NSL	RHI HIP	RHI FER
SS to +30mins	0	0	1	14	0	0	3	0	0	0	0	0	0	0
31 to +60mins	0	0	9	15	0	0	3	0	2	0	0	0	0	0
Sub Total	0	0	10	29	0	0	6	0	2	0	0	0	0	0
61 to +90mins	0	0	17	54	3	0	0	0	2	0	0	0	0	0
91 to +120mins	0	0	4	72	3	0	0	0	4	0	2	0	0	0
Sub Total	0	0	21	126	6	0	0	0	6	0	2	0	0	0
SS+121mins to SR-121mins	0	0	118	202	6	0	1	0	28	6	1	0	0	0
120 to -91mins	0	0	0	0	0	0	0	0	2	0	0	0	0	0
90 to -61mins	0	0	1	5	0	0	0	0	4	0	0	0	0	0
Sub Total	0	0	1	5	0	0	0	0	6	0	0	0	0	0
60 to -31mins	0	0	1	14	0	0	0	0	1	0	0	0	0	0
30 to SR	0	0	0	1	0	0	0	0	0	0	0	0	0	0
Sub Total	0	0	1	15	0	0	0	0	1	0	0	0	0	0
Total	0	0	151	377	12	0	7	0	43	6	3	0	0	0

Table G.208 – Summary of hedgerow 38 Static data from Autumn 2022

Bat Species	BAR BAR	EPT SER	PIP PIP	PIP PYG	PIP SP	PIP NAT	NYC NOC	NYC LEI	MYO SP	PLE AUR	NYC SP	NSL	RHI HIP	RHI FER
SS to +30mins	0	0	3	1	0	0	0	0	0	0	0	0	0	0
31 to +60mins	0	0	50	31	0	0	1	0	0	0	0	0	0	0
Sub Total	0	0	53	32	0	0	1	0	0	0	0	0	0	0
61 to +90mins	0	0	142	28	2	0	1	0	6	1	0	0	0	0
91 to +120mins	0	0	91	11	2	0	1	0	20	0	0	0	0	0

Bat Species	BAR BAR	EPT SER	PIP PIP	PIP PYG	PIP SP	PIP NAT	NYC NOC	NYC LEI	MYO SP	PLE AUR	NYC SP	NSL	RHI HIP	RHI FER
Sub Total	0	0	233	39	4	0	2	0	26	1	0	0	0	0
SS+121mins to SR-121mins	0	0	603	290	26	0	4	0	270	18	1	0	0	0
120 to -91mins	0	0	7	27	0	0	0	0	10	0	0	0	0	0
90 to -61mins	0	0	14	32	0	0	0	0	21	1	0	0	0	0
Sub Total	0	0	21	59	0	0	0	0	31	1	0	0	0	0
60 to -31mins	0	0	8	15	0	0	0	0	2	0	0	0	0	0
30 to SR	0	0	1	0	0	0	0	0	0	0	0	0	0	0
Sub Total	0	0	9	15	0	0	0	0	2	0	0	0	0	0
Total	0	0	919	435	30	0	7	0	329	20	1	0	0	0

Table G.209 – Summary of hedgerow 47 Static data from Autumn 2022

Bat Species	BAR BAR	EPT SER	PIP PIP	PIP PYG	PIP SP	PIP NAT	NYC NOC	NYC LEI	MYO SP	PLE AUR	NYC SP	NSL	RHI HIP	RHI FER
SS to +30mins	0	0	0	4	0	0	0	0	0	0	0	0	0	0
31 to +60mins	0	0	30	57	0	0	1	0	0	0	0	1	0	0
Sub Total	0	0	30	61	0	0	1	0	0	0	0	1	0	0
61 to +90mins	0	0	74	41	0	0	1	0	1	0	0	0	0	0
91 to +120mins	0	0	48	38	0	0	1	0	1	4	0	0	0	0
Sub Total	0	0	122	79	0	0	2	0	2	4	0	0	0	0
SS+121mins to SR-121mins	0	0	1075	626	0	0	1	0	431	4	0	0	0	0
120 to -91mins	0	0	13	27	0	0	0	0	5	0	0	0	0	0
90 to -61mins	0	0	20	57	0	0	0	0	5	0	0	0	0	0
Sub Total	0	0	33	84	0	0	0	0	10	0	0	0	0	0

Bat Species	BAR BAR	EPT SER	PIP PIP	PIP PYG	PIP SP	PIP NAT	NYC NOC	NYC LEI	MYO SP	PLE AUR	NYC SP	NSL	RHI HIP	RHI FER
60 to -31mins	0	0	6	44	0	0	0	0	0	0	0	0	0	0
30 to SR	0	0	0	0	0	0	0	0	0	0	0	0	0	0
Sub Total	0	0	6	44	0	0	0	0	0	0	0	0	0	0
Total	0	0	1266	894	0	0	4	0	443	8	0	1	0	0

Table G.210 – Summary of hedgerow 64 Static data from Autumn 2022

Bat Species	BAR BAR	EPT SER	PIP PIP	PIP PYG	PIP SP	PIP NAT	NYC NOC	NYC LEI	MYO SP	PLE AUR	NYC SP	NSL	RHI HIP	RHI FER
SS to +30mins	0	0	3	3	0	0	4	0	0	0	0	0	0	0
31 to +60mins	0	1	111	42	0	0	4	5	0	0	3	4	0	0
Sub Total	0	1	114	45	0	0	8	5	0	0	3	4	0	0
61 to +90mins	0	0	95	171	0	0	1	1	3	2	0	1	0	0
91 to +120mins	0	0	94	12	0	0	0	0	0	0	0	0	0	0
Sub Total	0	0	189	183	0	0	1	1	3	2	0	1	0	0
SS+121mins to SR-121mins	0	0	132	57	2	0	0	0	8	5	1	0	0	0
120 to -91mins	0	0	0	2	0	0	0	0	0	0	0	0	0	0
90 to -61mins	0	0	2	24	0	0	0	0	0	0	0	0	0	0
Sub Total	0	0	2	26	0	0	0	0	0	0	0	0	0	0
60 to -31mins	0	0	1	56	0	0	0	0	1	0	0	0	0	0
30 to SR	0	0	0	0	0	0	0	0	0	0	0	0	0	0
Sub Total	0	0	1	56	0	0	0	0	1	0	0	0	0	0
Total	0	1	438	367	2	0	9	6	12	7	4	5	0	0

Table G.211 – Summary of hedgerow 67 Static data from Autumn 2022

Bat Species	BAR BAR	EPT SER	PIP PIP	PIP PYG	PIP SP	PIP NAT	NYC NOC	NYC LEI	MYO SP	PLE AUR	NYC SP	NSL	RHI HIP	RHI FER
SS to +30mins	0	0	8	5	0	0	0	0	0	0	0	0	0	0
31 to +60mins	0	0	285	329	0	0	5	0	0	0	0	2	0	0
Sub Total	0	0	293	334	0	0	5	0	0	0	0	2	0	0
61 to +90mins	0	0	442	340	2	0	0	0	0	0	0	0	0	0
91 to +120mins	0	0	473	235	3	0	0	0	1	0	0	0	0	0
Sub Total	0	0	915	575	5	0	0	0	1	0	0	0	0	0
SS+121mins to SR-121mins	0	0	2265	1844	26	0	1	0	644	1	0	1	0	0
120 to -91mins	0	0	25	114	1	0	0	0	0	0	0	0	0	0
90 to -61mins	0	0	39	99	0	0	0	0	0	0	0	0	0	0
Sub Total	0	0	64	213	1	0	0	0	0	0	0	0	0	0
60 to -31mins	0	0	2	60	0	0	0	0	1	0	0	0	0	0
30 to SR	0	0	0	0	1	0	0	0	0	0	0	0	0	0
Sub Total	0	0	2	60	1	0	0	0	1	0	0	0	0	0
Total	0	0	3539	3026	33	0	6	0	646	1	0	3	0	0

Table G.212 – Summary of hedgerow 69 Static data from Autumn 2022

Bat Species	BAR BAR	EPT SER	PIP PIP	PIP PYG	PIP SP	PIP NAT	NYC NOC	NYC LEI	MYO SP	PLE AUR	NYC SP	NSL	RHI HIP	RHI FER
SS to +30mins	0	0	1	3	0	0	6	0	0	0	0	0	0	0
31 to +60mins	0	0	37	26	0	0	3	0	0	0	0	0	0	0
Sub Total	0	0	38	29	0	0	9	0	0	0	0	0	0	0

Bat Species	BAR BAR	EPT SER	PIP PIP	PIP PYG	PIP SP	PIP NAT	NYC NOC	NYC LEI	MYO SP	PLE AUR	NYC SP	NSL	RHI HIP	RHI FER
61 to +90mins	0	0	110	21	0	0	1	0	0	0	0	0	0	0
91 to +120mins	0	0	23	15	0	0	1	0	0	1	0	0	0	0
Sub Total	0	0	133	36	0	0	2	0	0	1	0	0	0	0
SS+121mins to SR-121mins	0	0	645	94	2	0	0	0	3	6	0	1	0	0
120 to -91mins	0	0	4	1	0	0	0	0	0	0	0	0	0	0
90 to -61mins	0	0	1	1	0	0	0	0	0	1	0	0	0	0
Sub Total	0	0	5	2	0	0	0	0	0	1	0	0	0	0
60 to -31mins	0	0	4	2	0	0	0	0	0	0	0	0	0	0
30 to SR	0	0	0	0	0	0	0	0	0	0	0	0	0	0
Sub Total	0	0	4	2	0	0	0	0	0	0	0	0	0	0
Total	0	0	825	163	2	0	11	0	3	8	0	1	0	0

Table G.213 – Summary of hedgerow 78 Static data from Autumn 2022

Bat Species	BAR BAR	EPT SER	PIP PIP	PIP PYG	PIP SP	PIP NAT	NYC NOC	NYC LEI	MYO SP	PLE AUR	NYC SP	NSL	RHI HIP	RHI FER
SS to +30mins	0	0	20	6	0	0	0	0	0	0	0	0	0	0
31 to +60mins	0	0	42	28	0	0	0	0	0	0	0	0	0	0
Sub Total	0	0	62	34	0	0	0	0	0	0	0	0	0	0
61 to +90mins	0	0	30	2	0	0	2	0	0	0	0	0	0	0
91 to +120mins	0	0	35	6	0	0	1	0	0	0	0	0	0	0
Sub Total	0	0	65	8	0	0	3	0	0	0	0	0	0	0
SS+121mins to SR-121mins	0	0	217	85	0	0	5	0	29	3	3	0	0	0
120 to -91mins	0	0	24	2	0	0	1	0	13	0	0	0	0	0

Bat Species	BAR BAR	EPT SER	PIP PIP	PIP PYG	PIP SP	PIP NAT	NYC NOC	NYC LEI	MYO SP	PLE AUR	NYC SP	NSL	RHI HIP	RHI FER
90 to -61mins	0	0	15	8	0	0	0	0	10	0	0	0	0	0
Sub Total	0	0	39	10	0	0	1	0	23	0	0	0	0	0
60 to -31mins	0	0	23	12	0	0	0	0	1	0	0	0	0	0
30 to SR	0	0	0	6	0	0	2	0	0	0	0	0	0	0
Sub Total	0	0	23	18	0	0	2	0	1	0	0	0	0	0
Total	0	0	406	155	0	0	11	0	53	3	3	0	0	0

Table G.214 – Summary of hedgerow 81 Static data from Autumn 2022

Bat Species	BAR BAR	EPT SER	PIP PIP	PIP PYG	PIP SP	PIP NAT	NYC NOC	NYC LEI	MYO SP	PLE AUR	NYC SP	NSL	RHI HIP	RHI FER
SS to +30mins	0	0	2	4	0	0	0	0	0	0	0	0	0	0
31 to +60mins	0	0	32	14	0	0	2	0	1	0	0	0	0	0
Sub Total	0	0	34	18	0	0	2	0	1	0	0	0	0	0
61 to +90mins	0	0	27	20	0	0	1	0	2	0	0	0	0	0
91 to +120mins	0	0	73	1	0	0	2	0	0	1	0	0	0	0
Sub Total	0	0	100	21	0	0	3	0	2	1	0	0	0	0
SS+121mins to SR-121mins	0	0	303	24	0	1	1	0	17	6	0	0	0	0
120 to -91mins	0	0	3	6	0	0	0	0	2	0	1	0	0	0
90 to -61mins	0	0	4	13	0	0	1	0	1	1	0	0	0	0
Sub Total	0	0	7	19	0	0	1	0	3	1	1	0	0	0
60 to -31mins	0	0	4	16	0	0	1	0	0	0	0	0	0	0
30 to SR	0	0	0	3	0	0	1	0	0	0	0	0	0	0
Sub Total	0	0	4	19	0	0	2	0	0	0	0	0	0	0

Bat Species	BAR BAR	EPT SER	PIP PIP	PIP PYG	PIP SP	PIP NAT	NYC NOC	NYC LEI	MYO SP	PLE AUR	NYC SP	NSL	RHI HIP	RHI FER
Total	0	0	448	101	0	1	9	0	23	8	1	0	0	0

Table G.215 – Summary of hedgerow 83 Static data from Autumn 2022

Bat Species	BAR BAR	EPT SER	PIP PIP	PIP PYG	PIP SP	PIP NAT	NYC NOC	NYC LEI	MYO SP	PLE AUR	NYC SP	NSL	RHI HIP	RHI FER
SS to +30mins	0	0	1	14	1	0	0	0	0	0	0	0	0	0
31 to +60mins	0	0	187	13	3	0	0	0	2	0	0	0	0	0
Sub Total	0	0	188	27	4	0	0	0	2	0	0	0	0	0
61 to +90mins	0	0	93	20	7	0	4	0	1	2	0	0	0	0
91 to +120mins	0	0	45	46	2	0	1	0	1	1	1	0	0	0
Sub Total	0	0	138	66	9	0	5	0	2	3	1	0	0	0
SS+121mins to SR-121mins	0	1	152	172	32	1	3	0	34	24	0	0	0	0
120 to -91mins	0	0	7	3	0	0	0	0	4	2	0	0	0	0
90 to -61mins	0	0	1	9	2	0	0	0	4	0	0	0	0	0
Sub Total	0	0	8	12	2	0	0	0	8	2	0	0	0	0
60 to -31mins	0	0	2	11	0	0	2	0	2	3	0	0	0	0
30 to SR	0	0	0	7	0	0	1	0	0	0	0	0	0	0
Sub Total	0	0	2	18	0	0	3	0	2	3	0	0	0	0
Total	0	1	488	295	47	1	11	0	48	32	1	0	0	0

Table G.216 – Summary of hedgerow 87 Static data from Autumn 2022

Bat Species	BAR BAR	EPT SER	PIP PIP	PIP PYG	PIP SP	PIP NAT	NYC NOC	NYC LEI	MYO SP	PLE AUR	NYC SP	NSL	RHI HIP	RHI FER
SS to +30mins	0	0	1	9	0	0	0	0	0	0	0	0	0	0
31 to +60mins	0	0	175	15	1	0	4	0	306	0	0	0	0	0
Sub Total	0	0	176	24	1	0	4	0	306	0	0	0	0	0
61 to +90mins	0	0	342	37	2	0	0	0	405	9	0	0	0	0
91 to +120mins	0	0	282	51	2	0	0	0	323	2	0	0	0	0
Sub Total	0	0	624	88	4	0	0	0	728	11	0	0	0	0
SS+121mins to SR-121mins	0	0	1881	412	21	0	6	0	1178	33	0	0	0	0
120 to -91mins	0	0	65	18	0	0	0	0	28	0	0	0	0	0
90 to -61mins	0	0	21	74	1	0	0	0	14	0	0	0	0	0
Sub Total	0	0	86	92	1	0	0	0	42	0	0	0	0	0
60 to -31mins	0	0	22	41	0	0	0	0	7	0	0	0	0	0
30 to SR	0	0	0	4	0	0	0	0	0	0	0	0	0	0
Sub Total	0	0	22	45	0	0	0	0	7	0	0	0	0	0
Total	0	0	2789	661	27	0	10	0	2261	44	0	0	0	0

Table G.217 – Summary of hedgerow 88 Static data from Autumn 2022

Bat Species	BAR BAR	EPT SER	PIP PIP	PIP PYG	PIP SP	PIP NAT	NYC NOC	NYC LEI	MYO SP	PLE AUR	NYC SP	NSL	RHI HIP	RHI FER
SS to +30mins	0	0	18	3	0	0	3	0	0	0	0	0	0	0
31 to +60mins	0	1	58	6	0	0	1	0	7	12	0	0	0	0
Sub Total	0	1	76	9	0	0	4	0	7	12	0	0	0	0
61 to +90mins	0	0	42	15	0	0	5	0	4	7	0	0	0	0
91 to +120mins	0	0	64	4	0	0	1	0	5	6	0	0	0	0

Bat Species	BAR BAR	EPT SER	PIP PIP	PIP PYG	PIP SP	PIP NAT	NYC NOC	NYC LEI	MYO SP	PLE AUR	NYC SP	NSL	RHI HIP	RHI FER
Sub Total	0	0	106	19	0	0	6	0	9	13	0	0	0	0
SS+121mins to SR-121mins	0	0	293	46	0	0	5	0	49	32	0	0	0	0
120 to -91mins	0	0	15	2	0	0	0	0	2	2	0	0	0	0
90 to -61mins	0	0	32	0	0	0	0	0	3	0	0	0	0	0
Sub Total	0	0	47	2	0	0	0	0	5	2	0	0	0	0
60 to -31mins	0	0	23	13	0	0	0	0	0	0	0	0	0	0
30 to SR	0	0	0	0	0	0	0	0	0	0	0	0	0	0
Sub Total	0	0	23	13	0	0	0	0	0	0	0	0	0	0
Total	0	1	545	89	0	0	15	0	70	59	0	0	0	0

Table G.218 – Summary of hedgerow 90 Static data from Autumn 2022

Bat Species	BAR BAR	EPT SER	PIP PIP	PIP PYG	PIP SP	PIP NAT	NYC NOC	NYC LEI	MYO SP	PLE AUR	NYC SP	NSL	RHI HIP	RHI FER
SS to +30mins	0	0	6	13	0	0	23	0	0	0	0	0	0	0
31 to +60mins	0	0	150	14	0	1	1	0	9	0	0	0	0	0
Sub Total	0	0	156	27	0	1	24	0	9	0	0	0	0	0
61 to +90mins	0	0	233	6	4	2	2	0	16	0	0	0	0	0
91 to +120mins	0	0	106	10	2	0	4	0	13	4	0	0	0	0
Sub Total	0	0	339	16	6	2	6	0	29	4	0	0	0	0
SS+121mins to SR-121mins	0	0	581	116	21	0	14	0	128	18	2	0	0	0
120 to -91mins	0	0	6	4	1	0	1	0	3	3	0	0	0	0
90 to -61mins	0	0	8	8	1	0	0	0	0	3	0	0	0	0
Sub Total	0	0	14	12	2	0	1	0	3	6	0	0	0	0

Bat Species	BAR BAR	EPT SER	PIP PIP	PIP PYG	PIP SP	PIP NAT	NYC NOC	NYC LEI	MYO SP	PLE AUR	NYC SP	NSL	RHI HIP	RHI FER
60 to -31mins	0	0	13	3	1	0	1	0	1	1	0	0	0	0
30 to SR	0	0	2	19	0	0	1	0	0	0	0	0	0	0
Sub Total	0	0	15	22	1	0	2	0	1	1	0	0	0	0
Total	0	0	1105	193	30	3	47	0	170	29	2	0	0	0

Table G.219 – Summary of hedgerow 91 Static data from Autumn 2022

Bat Species	BAR BAR	EPT SER	PIP PIP	PIP PYG	PIP SP	PIP NAT	NYC NOC	NYC LEI	MYO SP	PLE AUR	NYC SP	NSL	RHI HIP	RHI FER
SS to +30mins	0	0	44	3	0	0	11	0	0	0	0	0	0	0
31 to +60mins	0	0	295	25	0	0	0	0	30	0	2	0	0	0
Sub Total	0	0	339	28	0	0	11	0	30	0	2	0	0	0
61 to +90mins	0	0	248	6	0	0	2	0	64	1	0	0	0	0
91 to +120mins	0	0	183	7	1	0	0	0	92	0	0	0	0	0
Sub Total	0	0	431	13	1	0	2	0	156	1	0	0	0	0
SS+121mins to SR-121mins	0	0	1947	472	17	0	16	0	576	8	1	0	0	0
120 to -91mins	0	0	293	57	0	0	2	0	90	3	0	0	0	0
90 to -61mins	0	0	414	33	0	0	1	0	146	0	0	0	0	0
Sub Total	0	0	707	90	0	0	3	0	236	3	0	0	0	0
60 to -31mins	0	0	403	117	0	0	1	0	107	1	0	0	0	0
30 to SR	0	0	80	12	1	0	0	0	4	0	0	0	0	0

Bat Species	BAR BAR	EPT SER	PIP PIP	PIP PYG	PIP SP	PIP NAT	NYC NOC	NYC LEI	MYO SP	PLE AUR	NYC SP	NSL	RHI HIP	RHI FER
Sub Total	0	0	483	129	1	0	1	0	111	1	0	0	0	0
Total	0	0	3907	732	19	0	33	0	1109	13	3	0	0	0

Table G.220 – Summary of hedgerow 113 Static data from Autumn 2022

Bat Species	BAR BAR	EPT SER	PIP PIP	PIP PYG	PIP SP	PIP NAT	NYC NOC	NYC LEI	MYO SP	PLE AUR	NYC SP	NSL	RHI HIP	RHI FER
SS to +30mins	0	0	4	0	0	0	14	0	0	0	0	0	0	0
31 to +60mins	0	0	82	0	0	0	58	0	8	0	7	0	0	0
Sub Total	0	0	86	0	0	0	72	0	8	0	7	0	0	0
61 to +90mins	0	0	135	5	0	0	17	0	4	1	1	0	0	0
91 to +120mins	0	0	197	1	0	0	3	0	4	0	0	0	0	0
Sub Total	0	0	332	6	0	0	20	0	8	1	1	0	0	0
SS+121mins to SR-121mins	0	0	1743	7	0	0	13	0	29	12	2	0	0	0
120 to -91mins	0	0	93	0	0	0	1	0	1	1	0	0	0	0
90 to -61mins	0	0	36	3	0	0	0	0	9	0	0	0	0	0
Sub Total	0	0	129	3	0	0	1	0	10	1	0	0	0	0
60 to -31mins	0	0	11	0	0	0	0	0	1	0	0	0	0	0
30 to SR	0	0	0	0	0	0	0	0	0	0	0	0	0	0
Sub Total	0	0	11	0	0	0	0	0	1	0	0	0	0	0
Total	0	0	2301	16	0	0	106	0	56	14	10	0	0	0

Table G.221 – Summary of hedgerow 117 Static data from Autumn 2022

Bat Species	BAR BAR	EPT SER	PIP PIP	PIP PYG	PIP SP	PIP NAT	NYC NOC	NYC LEI	MYO SP	PLE AUR	NYC SP	NSL	RHI HIP	RHI FER
SS to +30mins	0	0	1	1	0	0	1	0	0	0	0	0	0	0
31 to +60mins	0	0	5	1	0	0	14	0	0	0	2	0	0	0
Sub Total	0	0	6	2	0	0	15	0	0	0	2	0	0	0
61 to +90mins	0	0	8	2	0	0	6	0	0	0	1	0	0	0
91 to +120mins	0	0	10	1	0	0	4	0	0	0	0	0	0	0
Sub Total	0	0	18	3	0	0	10	0	0	0	1	0	0	0
SS+121mins to SR-121mins	0	0	60	9	14	0	18	0	4	10	1	0	0	0
120 to -91mins	0	0	2	0	0	0	3	0	0	1	0	0	0	0
90 to -61mins	0	0	5	1	0	0	0	0	1	0	0	0	0	0
Sub Total	0	0	7	1	0	0	3	0	1	1	0	0	0	0
60 to -31mins	0	0	3	1	0	0	0	0	0	0	0	0	0	0
30 to SR	0	0	0	0	0	0	1	0	0	0	0	0	0	0
Sub Total	0	0	3	1	0	0	1	0	0	0	0	0	0	0
Total	0	0	94	16	14	0	47	0	5	11	4	0	0	0

Table G.222 – Summary of hedgerow 140 Static data from Autumn 2022

Bat Species	BAR BAR	EPT SER	PIP PIP	PIP PYG	PIP SP	PIP NAT	NYC NOC	NYC LEI	MYO SP	PLE AUR	NYC SP	NSL	RHI HIP	RHI FER
SS to +30mins	0	0	0	11	0	0	3	0	0	0	0	0	0	0
31 to +60mins	0	0	10	60	0	0	2	0	1	0	1	0	0	0
Sub Total	0	0	10	71	0	0	5	0	1	0	1	0	0	0
61 to +90mins	0	0	3	91	0	0	0	0	1	0	0	0	0	0

Bat Species	BAR BAR	EPT SER	PIP PIP	PIP PYG	PIP SP	PIP NAT	NYC NOC	NYC LEI	MYO SP	PLE AUR	NYC SP	NSL	RHI HIP	RHI FER
91 to +120mins	0	0	2	110	0	0	0	0	2	0	0	0	0	0
Sub Total	0	0	5	201	0	0	0	0	3	0	0	0	0	0
SS+121mins to SR-121mins	0	0	149	1783	1	0	0	0	239	19	0	0	0	0
120 to -91mins	0	0	8	145	0	0	0	0	4	0	0	0	0	0
90 to -61mins	0	0	8	192	0	0	0	0	7	1	0	0	0	0
Sub Total	0	0	16	337	0	0	0	0	11	1	0	0	0	0
60 to -31mins	0	0	35	228	0	0	0	0	6	0	0	0	0	0
30 to SR	0	0	0	12	0	0	0	0	0	0	0	0	0	0
Sub Total	0	0	35	240	0	0	0	0	6	0	0	0	0	0
Total	0	0	215	2632	1	0	5	0	260	20	1	0	0	0

Table G.223 – Summary of hedgerow 145 Static data from Autumn 2022

Bat Species	BAR BAR	EPT SER	PIP PIP	PIP PYG	PIP SP	PIP NAT	NYC NOC	NYC LEI	MYO SP	PLE AUR	NYC SP	NSL	RHI HIP	RHI FER
SS to +30mins	0	0	10	11	0	0	0	0	0	0	0	0	0	0
31 to +60mins	0	0	80	136	0	0	0	0	0	0	0	0	0	0
Sub Total	0	0	90	147	0	0	0	0	0	0	0	0	0	0
61 to +90mins	0	0	81	107	0	0	1	0	8	1	0	0	0	0
91 to +120mins	0	0	106	57	0	0	0	0	2	2	0	0	0	0
Sub Total	0	0	187	164	0	0	1	0	10	3	0	0	0	0
SS+121mins to SR-121mins	0	0	1088	1510	0	1	1	0	55	5	0	1	0	0
120 to -91mins	0	0	43	190	0	0	0	0	1	0	0	0	0	0
90 to -61mins	0	0	37	134	0	0	0	0	2	0	0	0	0	0

Bat Species	BAR BAR	EPT SER	PIP PIP	PIP PYG	PIP SP	PIP NAT	NYC NOC	NYC LEI	MYO SP	PLE AUR	NYC SP	NSL	RHI HIP	RHI FER
Sub Total	0	0	80	324	0	0	0	0	3	0	0	0	0	0
60 to -31mins	0	0	24	67	0	0	0	0	2	0	0	0	0	0
30 to SR	0	0	0	5	0	0	0	0	0	0	0	0	0	0
Sub Total	0	0	24	72	0	0	0	0	2	0	0	0	0	0
Total	0	0	1469	2217	0	1	2	0	70	8	0	1	0	0

Table G.224 – Summary of hedgerow 154 Static data from Autumn 2022

Bat Species	BAR BAR	EPT SER	PIP PIP	PIP PYG	PIP SP	PIP NAT	NYC NOC	NYC LEI	MYO SP	PLE AUR	NYC SP	NSL	RHI HIP	RHI FER
SS to +30mins	0	0	9	54	0	0	0	0	1	0	0	0	0	0
31 to +60mins	0	0	187	3	1	0	7	0	180	24	0	0	0	0
Sub Total	0	0	196	57	1	0	7	0	181	24	0	0	0	0
61 to +90mins	0	0	127	6	2	0	3	0	161	52	1	0	0	0
91 to +120mins	0	0	70	11	2	0	0	0	63	22	0	0	0	0
Sub Total	0	0	197	17	4	0	3	0	224	74	1	0	0	0
SS+121mins to SR-121mins	0	0	522	85	6	0	6	0	240	54	0	0	0	0
120 to -91mins	0	0	4	3	0	0	0	0	7	1	0	0	0	0
90 to -61mins	0	0	2	4	0	0	0	0	3	0	0	0	0	0
Sub Total	0	0	6	7	0	0	0	0	10	1	0	0	0	0
60 to -31mins	0	0	1	12	0	0	0	0	2	0	0	0	0	0
30 to SR	0	0	0	13	0	0	0	0	0	0	0	0	0	0
Sub Total	0	0	1	25	0	0	0	0	2	0	0	0	0	0
Total	0	0	922	191	11	0	16	0	657	153	1	0	0	0

Table G.225 – Summary of hedgerow 156 Static data from Autumn 2022

Bat Species	BAR BAR	EPT SER	PIP PIP	PIP PYG	PIP SP	PIP NAT	NYC NOC	NYC LEI	MYO SP	PLE AUR	NYC SP	NSL	RHI HIP	RHI FER
SS to +30mins	0	0	1	5	0	0	1	0	0	0	0	0	0	0
31 to +60mins	0	0	58	26	2	0	1	0	11	0	1	0	0	0
Sub Total	0	0	59	31	2	0	2	0	11	0	1	0	0	0
61 to +90mins	0	0	53	8	2	0	0	0	11	4	0	0	0	0
91 to +120mins	0	0	111	16	24	9	1	0	27	7	0	0	0	0
Sub Total	0	0	164	24	26	9	1	0	38	11	0	0	0	0
SS+121mins to SR-121mins	0	0	621	117	171	233	3	0	86	21	2	0	0	0
120 to -91mins	0	0	73	2	15	10	0	0	2	3	0	0	0	0
90 to -61mins	0	0	88	2	13	12	0	0	2	0	0	0	0	0
Sub Total	0	0	161	4	28	22	0	0	4	3	0	0	0	0
60 to -31mins	0	0	53	3	1	4	0	0	3	0	0	0	0	0
30 to SR	0	0	0	5	0	0	0	0	0	0	0	0	0	0
Sub Total	0	0	53	8	1	4	0	0	3	0	0	0	0	0
Total	0	0	1058	184	228	268	6	0	142	35	3	0	0	0

Table G.226– Summary of hedgerow 157 Static data from Autumn 2022

Bat Species	BAR BAR	EPT SER	PIP PIP	PIP PYG	PIP SP	PIP NAT	NYC NOC	NYC LEI	MYO SP	PLE AUR	NYC SP	NSL	RHI HIP	RHI FER
SS to +30mins	0	0	1	11	0	0	2	0	0	0	0	0	0	0
31 to +60mins	0	0	31	13	1	1	1	0	6	0	0	0	0	0

Bat Species	BAR BAR	EPT SER	PIP PIP	PIP PYG	PIP SP	PIP NAT	NYC NOC	NYC LEI	MYO SP	PLE AUR	NYC SP	NSL	RHI HIP	RHI FER
Sub Total	0	0	32	24	1	1	3	0	6	0	0	0	0	0
61 to +90mins	0	0	45	24	0	0	1	0	6	1	0	0	0	0
91 to +120mins	0	0	7	16	1	0	0	0	3	7	0	0	0	0
Sub Total	0	0	52	40	1	0	1	0	9	8	0	0	0	0
SS+121mins to SR-121mins	0	0	174	181	1	1	14	0	65	12	1	0	0	0
120 to -91mins	0	0	1	9	0	0	0	0	3	1	0	0	0	0
90 to -61mins	0	0	1	56	0	0	2	0	0	0	0	0	0	0
Sub Total	0	0	2	65	0	0	2	0	3	1	0	0	0	0
60 to -31mins	0	0	2	43	0	0	1	0	1	1	1	0	0	0
30 to SR	0	0	1	38	0	0	0	0	0	0	0	0	0	0
Sub Total	0	0	3	81	0	0	1	0	1	1	1	0	0	0
Total	0	0	263	391	3	2	21	0	84	22	2	0	0	0

Table G.227 – Summary of hedgerow 161 Static data from Autumn 2022

Bat Species	BAR BAR	EPT SER	PIP PIP	PIP PYG	PIP SP	PIP NAT	NYC NOC	NYC LEI	MYO SP	PLE AUR	NYC SP	NSL	RHI HIP	RHI FER
SS to +30mins	0	0	1	8	0	0	6	0	0	0	0	0	0	0
31 to +60mins	0	0	215	58	0	0	2	0	6	0	0	1	0	0
Sub Total	0	0	216	66	0	0	8	0	6	0	0	1	0	0
61 to +90mins	0	0	266	0	0	0	4	0	22	0	0	0	0	0
91 to +120mins	0	0	267	9	0	0	2	0	32	0	0	0	0	0
Sub Total	0	0	533	9	0	0	6	0	54	0	0	0	0	0
SS+121mins to SR-121mins	0	0	1243	75	5	0	3	0	87	7	2	0	0	0

Bat Species	BAR BAR	EPT SER	PIP PIP	PIP PYG	PIP SP	PIP NAT	NYC NOC	NYC LEI	MYO SP	PLE AUR	NYC SP	NSL	RHI HIP	RHI FER
120 to -91mins	0	0	28	2	0	0	1	0	2	0	0	0	0	0
90 to -61mins	0	0	9	1	0	0	0	0	1	0	1	0	0	0
Sub Total	0	0	37	3	0	0	1	0	3	0	1	0	0	0
60 to -31mins	0	0	2	18	0	0	2	0	1	0	2	0	0	0
30 to SR	0	0	0	2	0	0	0	0	0	0	0	0	0	0
Sub Total	0	0	2	20	0	0	2	0	1	0	2	0	0	0
Total	0	0	2031	173	5	0	20	0	151	7	5	1	0	0

Table G.228 – Summary of hedgerow 164 Static data from Autumn 2022

Bat Species	BAR BAR	EPT SER	PIP PIP	PIP PYG	PIP SP	PIP NAT	NYC NOC	NYC LEI	MYO SP	PLE AUR	NYC SP	NSL	RHI HIP	RHI FER
SS to +30mins	0	0	10	0	0	0	0	0	0	0	0	0	0	0
31 to +60mins	0	0	79	8	1	0	0	0	6	2	0	0	0	0
Sub Total	0	0	89	8	1	0	0	0	6	2	0	0	0	0
61 to +90mins	0	0	47	5	1	0	0	0	6	4	0	0	0	0
91 to +120mins	0	0	34	2	1	0	0	0	6	4	0	0	0	0
Sub Total	0	0	81	7	2	0	0	0	12	8	0	0	0	0
SS+121mins to SR-121mins	0	0	388	72	19	0	2	0	42	41	0	0	0	0
120 to -91mins	0	0	8	6	1	0	0	0	2	1	0	0	0	0

Bat Species	BAR BAR	EPT SER	PIP PIP	PIP PYG	PIP SP	PIP NAT	NYC NOC	NYC LEI	MYO SP	PLE AUR	NYC SP	NSL	RHI HIP	RHI FER
90 to -61mins	0	0	8	9	1	0	0	0	1	0	0	0	0	0
Sub Total	0	0	16	15	2	0	0	0	3	1	0	0	0	0
60 to -31mins	0	0	8	23	0	0	0	0	0	0	0	0	0	0
30 to SR	0	0	1	1	0	0	0	0	0	0	0	0	0	0
Sub Total	0	0	9	24	0	0	0	0	0	0	0	0	0	0
Total	0	0	583	126	24	0	2	0	63	52	0	0	0	0

Table G.229 – Summary of hedgerow 167 Static data from Autumn 2022

Bat Species	BAR BAR	EPT SER	PIP PIP	PIP PYG	PIP SP	PIP NAT	NYC NOC	NYC LEI	MYO SP	PLE AUR	NYC SP	NSL	RHI HIP	RHI FER
SS to +30mins	0	0	2	1	0	0	0	0	0	0	0	0	0	0
31 to +60mins	0	0	49	12	0	0	0	0	5	0	0	0	0	0
Sub Total	0	0	51	13	0	0	0	0	5	0	0	0	0	0
61 to +90mins	0	0	39	4	0	0	0	0	9	1	0	0	0	0
91 to +120mins	0	0	42	2	0	0	0	0	2	1	0	0	0	0
Sub Total	0	0	81	6	0	0	0	0	11	2	0	0	0	0
SS+121mins to SR-121mins	0	0	2136	1656	2	0	0	0	327	8	0	0	0	0
120 to -91mins	0	0	141	100	0	0	0	0	24	0	0	0	0	0
90 to -61mins	0	0	155	145	0	0	0	0	6	0	0	0	0	0
Sub Total	0	0	296	245	0	0	0	0	30	0	0	0	0	0
60 to -31mins	0	0	118	86	0	0	0	0	2	0	0	0	0	0
30 to SR	0	0	17	18	0	0	0	0	0	0	0	0	0	0
Sub Total	0	0	135	104	0	0	0	0	2	0	0	0	0	0

Bat Species	BAR BAR	EPT SER	PIP PIP	PIP PYG	PIP SP	PIP NAT	NYC NOC	NYC LEI	MYO SP	PLE AUR	NYC SP	NSL	RHI HIP	RHI FER
Total	0	0	2699	2024	2	0	0	0	375	10	0	0	0	0

Table G.230 – Summary of hedgerow 170 Static data from Autumn 2022

Bat Species	BAR BAR	EPT SER	PIP PIP	PIP PYG	PIP SP	PIP NAT	NYC NOC	NYC LEI	MYO SP	PLE AUR	NYC SP	NSL	RHI HIP	RHI FER
SS to +30mins	0	0	0	0	0	0	0	0	0	0	0	0	0	0
31 to +60mins	0	0	19	0	0	0	0	0	1	0	1	0	0	0
Sub Total	0	0	19	0	0	0	0	0	1	0	1	0	0	0
61 to +90mins	0	0	3	0	0	0	0	0	1	0	0	0	0	0
91 to +120mins	0	0	1	0	0	0	0	0	2	0	0	0	0	0
Sub Total	0	0	4	0	0	0	0	0	3	0	0	0	0	0
SS+121mins to SR-121mins	0	0	30	1	0	1	0	0	10	9	1	0	0	0
120 to -91mins	0	0	1	0	0	0	0	0	0	1	0	0	0	0
90 to -61mins	0	0	0	1	0	1	0	0	1	0	0	0	0	0
Sub Total	0	0	1	1	0	1	0	0	1	1	0	0	0	0
60 to -31mins	0	0	0	6	0	0	0	0	0	0	0	0	0	0
30 to SR	0	0	0	0	0	0	0	0	0	0	0	0	0	0
Sub Total	0	0	0	6	0	0	0	0	0	0	0	0	0	0
Total	0	0	54	8	0	2	0	0	15	10	2	0	0	0

Table G.231 – Summary of hedgerow 173 Static data from Autumn 2022

Bat Species	BAR BAR	EPT SER	PIP PIP	PIP PYG	PIP SP	PIP NAT	NYC NOC	NYC LEI	MYO SP	PLE AUR	NYC SP	NSL	RHI HIP	RHI FER
SS to +30mins	0	0	0	0	0	0	0	0	0	0	0	0	0	0
31 to +60mins	0	0	54	0	0	0	1	0	0	0	0	0	0	0
Sub Total	0	0	54	0	0	0	1	0	0	0	0	0	0	0
61 to +90mins	0	0	115	0	0	0	0	0	0	0	0	0	0	0
91 to +120mins	0	0	101	2	0	0	0	0	2	2	0	0	0	0
Sub Total	0	0	216	2	0	0	0	0	2	2	0	0	0	0
SS+121mins to SR-121mins	0	0	153	3	0	0	1	0	27	12	3	0	0	0
120 to -91mins	0	0	2	0	0	0	0	0	3	1	0	0	0	0
90 to -61mins	0	0	0	0	0	0	0	0	5	0	0	0	0	0
Sub Total	0	0	2	0	0	0	0	0	8	1	0	0	0	0
60 to -31mins	0	0	0	0	0	0	0	0	0	0	0	0	0	0
30 to SR	0	0	0	0	0	0	0	0	0	0	0	0	0	0
Sub Total	0	0	0	0	0	0	0	0	0	0	0	0	0	0
Total	0	0	425	5	0	0	2	0	37	15	3	0	0	0

Table G.232 – Summary of hedgerow 176 Static data from Autumn 2022

Bat Species	BAR BAR	EPT SER	PIP PIP	PIP PYG	PIP SP	PIP NAT	NYC NOC	NYC LEI	MYO SP	PLE AUR	NYC SP	NSL	RHI HIP	RHI FER
SS to +30mins	0	0	0	0	0	0	0	0	0	0	0	0	0	0
31 to +60mins	0	0	54	0	0	0	1	0	0	0	0	0	0	0
Sub Total	0	0	54	0	0	0	1	0	0	0	0	0	0	0
61 to +90mins	0	0	115	0	0	0	0	0	0	0	0	0	0	0
91 to +120mins	0	0	101	2	0	0	0	0	2	2	0	0	0	0

Bat Species	BAR BAR	EPT SER	PIP PIP	PIP PYG	PIP SP	PIP NAT	NYC NOC	NYC LEI	MYO SP	PLE AUR	NYC SP	NSL	RHI HIP	RHI FER
Sub Total	0	0	216	2	0	0	0	0	2	2	0	0	0	0
SS+121mins to SR-121mins	0	0	153	3	0	0	1	0	27	12	3	0	0	0
120 to -91mins	0	0	2	0	0	0	0	0	3	1	0	0	0	0
90 to -61mins	0	0	0	0	0	0	0	0	5	0	0	0	0	0
Sub Total	0	0	2	0	0	0	0	0	8	1	0	0	0	0
60 to -31mins	0	0	0	0	0	0	0	0	0	0	0	0	0	0
30 to SR	0	0	0	0	0	0	0	0	0	0	0	0	0	0
Sub Total	0	0	0	0	0	0	0	0	0	0	0	0	0	0
Total	0	0	425	5	0	0	2	0	37	15	3	0	0	0

Table G.233 – Summary of hedgerow 187 Static data from Autumn 2022

Bat Species	BAR BAR	EPT SER	PIP PIP	PIP PYG	PIP SP	PIP NAT	NYC NOC	NYC LEI	MYO SP	PLE AUR	NYC SP	NSL	RHI HIP	RHI FER
SS to +30mins	0	0	1	0	0	0	0	0	0	0	0	0	0	0
31 to +60mins	0	0	103	43	0	0	0	0	0	0	0	0	0	0
Sub Total	0	0	104	43	0	0	0	0	0	0	0	0	0	0
61 to +90mins	0	0	227	67	4	1	2	0	11	0	0	0	0	0
91 to +120mins	0	0	164	19	1	0	0	0	6	3	0	0	0	0
Sub Total	0	0	391	86	5	1	2	0	17	3	0	0	0	0
SS+121mins to SR-121mins	0	0	3102	526	3	0	0	0	85	4	0	0	1	0
120 to -91mins	0	0	18	0	0	0	0	0	0	0	0	0	0	0
90 to -61mins	0	0	0	0	0	0	0	0	0	0	0	0	0	0
Sub Total	0	0	18	0	0	0	0	0	0	0	0	0	0	0

Bat Species	BAR BAR	EPT SER	PIP PIP	PIP PYG	PIP SP	PIP NAT	NYC NOC	NYC LEI	MYO SP	PLE AUR	NYC SP	NSL	RHI HIP	RHI FER
60 to -31mins	0	0	0	0	0	0	0	0	1	0	0	0	0	0
30 to SR	0	0	0	0	0	0	0	0	0	0	0	0	0	0
Sub Total	0	0	0	0	0	0	0	0	1	0	0	0	0	0
Total	0	0	3615	655	8	1	2	0	103	7	0	0	1	0

Table G.234 – Summary of hedgerow 188 Static data from Autumn 2022

Bat Species	BAR BAR	EPT SER	PIP PIP	PIP PYG	PIP SP	PIP NAT	NYC NOC	NYC LEI	MYO SP	PLE AUR	NYC SP	NSL	RHI HIP	RHI FER
SS to +30mins	0	0	0	0	0	0	0	0	0	0	0	0	0	0
31 to +60mins	0	0	22	10	0	0	0	0	0	0	0	0	0	0
Sub Total	0	0	22	10	0	0	0	0	0	0	0	0	0	0
61 to +90mins	0	0	111	1	0	1	0	0	2	0	0	0	0	0
91 to +120mins	0	0	91	12	0	0	0	0	9	5	0	0	0	0
Sub Total	0	0	202	13	0	1	0	0	11	5	0	0	0	0
SS+121mins to SR-121mins	0	0	83	14	0	0	0	0	151	11	0	0	0	0
120 to -91mins	0	0	0	0	0	0	0	0	4	0	0	0	0	0
90 to -61mins	0	0	0	0	0	0	0	0	0	0	0	0	0	0
Sub Total	0	0	0	0	0	0	0	0	4	0	0	0	0	0
60 to -31mins	0	0	0	0	0	0	0	0	0	0	0	0	0	0
30 to SR	0	0	0	0	0	0	0	0	0	0	0	0	0	0
Sub Total	0	0	0	0	0	0	0	0	0	0	0	0	0	0
Total	0	0	307	37	0	1	0	0	166	16	0	0	0	0

Table G.235 – Summary of hedgerow 189 Static data from Autumn 2022

Bat Species	BAR BAR	EPT SER	PIP PIP	PIP PYG	PIP SP	PIP NAT	NYC NOC	NYC LEI	MYO SP	PLE AUR	NYC SP	NSL	RHI HIP	RHI FER
SS to +30mins	0	0	0	0	0	0	0	0	0	0	0	0	0	0
31 to +60mins	0	0	15	7	0	0	0	0	0	0	0	0	0	0
Sub Total	0	0	15	7	0	0	0	0	0	0	0	0	0	0
61 to +90mins	0	0	14	2	0	0	1	0	6	2	0	0	0	0
91 to +120mins	0	0	12	6	0	0	0	0	3	0	0	0	0	0
Sub Total	0	0	26	8	0	0	1	0	9	2	0	0	0	0
SS+121mins to SR-121mins	0	0	72	4	0	0	0	0	10	4	0	0	0	0
120 to -91mins	0	0	0	0	0	0	0	0	1	0	0	0	0	0
90 to -61mins	0	0	0	0	0	0	0	0	0	0	0	0	0	0
Sub Total	0	0	0	0	0	0	0	0	1	0	0	0	0	0
60 to -31mins	0	0	0	0	0	0	0	0	0	0	0	0	0	0
30 to SR	0	0	0	0	0	0	0	0	0	0	0	0	0	0
Sub Total	0	0	0	0	0	0	0	0	0	0	0	0	0	0
Total	0	0	113	19	0	0	1	0	20	6	0	0	0	0

Table G.236 – Summary of hedgerow 196 Static data from Autumn 2022

Bat Species	BAR BAR	EPT SER	PIP PIP	PIP PYG	PIP SP	PIP NAT	NYC NOC	NYC LEI	MYO SP	PLE AUR	NYC SP	NSL	RHI HIP	RHI FER
SS to +30mins	0	0	0	7	0	0	1	0	0	0	0	0	0	0
31 to +60mins	0	0	31	17	0	0	1	0	4	0	0	0	0	0
Sub Total	0	0	31	24	0	0	2	0	4	0	0	0	0	0

Bat Species	BAR BAR	EPT SER	PIP PIP	PIP PYG	PIP SP	PIP NAT	NYC NOC	NYC LEI	MYO SP	PLE AUR	NYC SP	NSL	RHI HIP	RHI FER
61 to +90mins	0	0	47	15	0	0	1	0	7	1	0	0	0	0
91 to +120mins	0	0	39	4	0	0	0	0	2	0	0	0	0	0
Sub Total	0	0	86	19	0	0	1	0	9	1	0	0	0	0
SS+121mins to SR-121mins	0	0	28	36	0	0	2	0	49	13	0	1	1	0
120 to -91mins	0	0	0	0	0	0	0	0	0	0	0	0	0	0
90 to -61mins	0	0	0	1	0	0	0	0	1	0	0	0	0	0
Sub Total	0	0	0	1	0	0	0	0	1	0	0	0	0	0
60 to -31mins	0	0	1	0	0	0	0	0	2	0	0	0	0	0
30 to SR	0	0	0	0	0	0	0	0	0	0	0	0	0	0
Sub Total	0	0	1	0	0	0	0	0	2	0	0	0	0	0
Total	0	0	146	80	0	0	5	0	65	14	0	1	1	0

Table G.237 – Summary of hedgerow 199 Static data from Autumn 2022

Bat Species	BAR BAR	EPT SER	PIP PIP	PIP PYG	PIP SP	PIP NAT	NYC NOC	NYC LEI	MYO SP	PLE AUR	NYC SP	NSL	RHI HIP	RHI FER
SS to +30mins	0	0	0	2	0	0	0	0	0	0	0	0	0	0
31 to +60mins	0	0	17	24	0	0	0	0	38	0	0	0	6	0
Sub Total	0	0	17	26	0	0	0	0	38	0	0	0	6	0
61 to +90mins	0	0	8	5	0	0	2	0	13	0	0	0	4	0

Bat Species	BAR BAR	EPT SER	PIP PIP	PIP PYG	PIP SP	PIP NAT	NYC NOC	NYC LEI	MYO SP	PLE AUR	NYC SP	NSL	RHI HIP	RHI FER
91 to +120mins	0	0	16	5	0	0	1	0	45	0	0	0	0	0
Sub Total	0	0	24	10	0	0	3	0	58	0	0	0	4	0
SS+121mins to SR-121mins	0	0	9	93	0	0	4	0	846	2	0	0	29	0
120 to -91mins	0	0	0	0	0	0	0	0	7	0	0	0	0	0
90 to -61mins	0	0	0	0	0	0	0	0	8	0	0	0	1	0
Sub Total	0	0	0	0	0	0	0	0	15	0	0	0	1	0
60 to -31mins	0	0	0	0	0	0	0	0	5	0	0	0	2	0
30 to SR	0	0	0	0	0	0	0	0	0	0	0	0	0	0
Sub Total	0	0	0	0	0	0	0	0	5	0	0	0	2	0
Total	0	0	50	129	0	0	7	0	962	2	0	0	42	0

Table G.238 – Summary of hedgerow 202 Static data from Autumn 2022

Bat Species	BAR BAR	EPT SER	PIP PIP	PIP PYG	PIP SP	PIP NAT	NYC NOC	NYC LEI	MYO SP	PLE AUR	NYC SP	NSL	RHI HIP	RHI FER
SS to +30mins	0	0	0	1	0	0	0	0	0	0	0	0	0	0
31 to +60mins	0	0	28	12	0	6	0	0	1	0	0	0	1	0
Sub Total	0	0	28	13	0	6	0	0	1	0	0	0	1	0
61 to +90mins	0	0	18	3	0	1	0	0	5	0	0	2	2	0
91 to +120mins	0	0	16	2	0	0	0	0	2	0	0	0	0	0
Sub Total	0	0	34	5	0	1	0	0	7	0	0	2	2	0
SS+121mins to SR-121mins	0	0	35	47	0	0	1	0	119	4	0	0	1	0
120 to -91mins	0	0	1	6	0	0	0	0	2	0	0	0	0	0
90 to -61mins	0	0	2	5	0	0	0	0	5	0	0	0	0	0

Bat Species	BAR BAR	EPT SER	PIP PIP	PIP PYG	PIP SP	PIP NAT	NYC NOC	NYC LEI	MYO SP	PLE AUR	NYC SP	NSL	RHI HIP	RHI FER
Sub Total	0	0	3	11	0	0	0	0	7	0	0	0	0	0
60 to -31mins	0	0	0	4	0	0	0	0	1	0	0	0	0	0
30 to SR	0	0	0	1	0	0	0	0	0	0	0	0	0	0
Sub Total	0	0	0	5	0	0	0	0	1	0	0	0	0	0
Total	0	0	100	81	0	7	1	0	135	4	0	2	4	0

Table G.239 – Summary of hedgerow 206 Static data from Autumn 2022

Bat Species	BAR BAR	EPT SER	PIP PIP	PIP PYG	PIP SP	PIP NAT	NYC NOC	NYC LEI	MYO SP	PLE AUR	NYC SP	NSL	RHI HIP	RHI FER
SS to +30mins	0	0	1	2	0	0	0	0	0	0	0	0	0	0
31 to +60mins	0	0	50	11	0	0	1	0	3	0	0	0	0	0
Sub Total	0	0	51	13	0	0	1	0	3	0	0	0	0	0
61 to +90mins	0	0	13	4	0	0	0	0	17	0	0	1	0	0
91 to +120mins	0	0	11	1	0	0	0	0	6	5	0	0	0	0
Sub Total	0	0	24	5	0	0	0	0	23	5	0	1	0	0
SS+121mins to SR-121mins	0	0	24	15	0	0	1	0	92	10	0	0	1	0
120 to -91mins	0	0	0	2	0	0	0	0	0	0	0	0	0	0
90 to -61mins	0	0	0	1	0	0	0	0	0	0	0	0	0	0
Sub Total	0	0	0	3	0	0	0	0	0	0	0	0	0	0
60 to -31mins	0	0	0	4	0	0	0	0	0	0	0	0	0	0
30 to SR	0	0	0	0	0	0	0	0	0	0	0	0	0	0
Sub Total	0	0	0	4	0	0	0	0	0	0	0	0	0	0
Total	0	0	99	40	0	0	2	0	118	15	0	1	1	0

Table G.240 – Summary of hedgerow 207 Static data from Autumn 2022

Bat Species	BAR BAR	EPT SER	PIP PIP	PIP PYG	PIP SP	PIP NAT	NYC NOC	NYC LEI	MYO SP	PLE AUR	NYC SP	NSL	RHI HIP	RHI FER
SS to +30mins	0	0	9	7	0	0	0	0	0	0	0	0	0	0
31 to +60mins	0	0	125	21	0	0	0	0	1	0	0	0	0	0
Sub Total	0	0	134	28	0	0	0	0	1	0	0	0	0	0
61 to +90mins	0	0	122	6	0	0	0	0	1	0	0	0	0	0
91 to +120mins	0	0	129	5	0	0	0	0	1	0	0	0	0	0
Sub Total	0	0	251	11	0	0	0	0	2	0	0	0	0	0
SS+121mins to SR-121mins	0	0	690	34	6	0	2	0	8	10	0	0	10	0
120 to -91mins	0	0	10	1	0	0	0	0	2	1	0	0	0	0
90 to -61mins	0	0	7	2	0	0	0	0	0	1	0	0	0	0
Sub Total	0	0	17	3	0	0	0	0	2	2	0	0	0	0
60 to -31mins	0	0	15	5	0	0	0	0	0	0	0	0	0	0
30 to SR	0	0	1	1	0	1	0	0	0	0	0	0	0	0
Sub Total	0	0	16	6	0	1	0	0	0	0	0	0	0	0
Total	0	0	1108	82	6	1	2	0	13	12	0	0	10	0

Table G.241 – Summary of hedgerow 210 Static data from Autumn 2022

Bat Species	BAR BAR	EPT SER	PIP PIP	PIP PYG	PIP SP	PIP NAT	NYC NOC	NYC LEI	MYO SP	PLE AUR	NYC SP	NSL	RHI HIP	RHI FER
SS to +30mins	0	0	0	1	0	0	0	0	0	0	0	0	0	0
31 to +60mins	0	0	87	98	1	4	0	0	14	0	0	0	0	0

Bat Species	BAR BAR	EPT SER	PIP PIP	PIP PYG	PIP SP	PIP NAT	NYC NOC	NYC LEI	MYO SP	PLE AUR	NYC SP	NSL	RHI HIP	RHI FER
Sub Total	0	0	87	99	1	4	0	0	14	0	0	0	0	0
61 to +90mins	0	0	57	14	0	0	0	0	46	0	0	0	0	0
91 to +120mins	0	0	21	2	0	0	1	0	19	1	0	0	0	0
Sub Total	0	0	78	16	0	0	1	0	65	1	0	0	0	0
SS+121mins to SR-121mins	0	0	311	33	0	0	0	0	122	2	0	0	0	0
120 to -91mins	0	0	0	0	0	0	0	0	0	0	0	0	0	0
90 to -61mins	0	0	0	1	0	0	0	0	0	0	0	0	0	0
Sub Total	0	0	0	1	0	0	0	0	0	0	0	0	0	0
60 to -31mins	0	0	7	1	0	0	0	0	0	0	0	0	0	0
30 to SR	0	0	0	0	0	0	0	0	0	0	0	0	0	0
Sub Total	0	0	7	1	0	0	0	0	0	0	0	0	0	0
Total	0	0	483	150	1	4	1	0	201	3	0	0	0	0

Table G.242 – Summary of hedgerow 214 Static data from Autumn 2022

Bat Species	BAR BAR	EPT SER	PIP PIP	PIP PYG	PIP SP	PIP NAT	NYC NOC	NYC LEI	MYO SP	PLE AUR	NYC SP	NSL	RHI HIP	RHI FER
SS to +30mins	0	0	8	20	0	0	0	0	0	0	0	0	0	0
31 to +60mins	0	0	40	85	3	0	1	0	3	0	0	0	0	0
Sub Total	0	0	48	105	3	0	1	0	3	0	0	0	0	0
61 to +90mins	0	0	8	6	2	0	0	0	1	2	0	0	0	0
91 to +120mins	0	0	11	2	2	0	0	0	0	0	0	0	0	0
Sub Total	0	0	19	8	4	0	0	0	1	2	0	0	0	0
SS+121mins to SR-121mins	0	0	143	37	17	0	3	0	99	6	0	0	8	0

Bat Species	BAR BAR	EPT SER	PIP PIP	PIP PYG	PIP SP	PIP NAT	NYC NOC	NYC LEI	MYO SP	PLE AUR	NYC SP	NSL	RHI HIP	RHI FER
120 to -91mins	0	0	9	1	0	0	0	0	13	0	0	0	1	0
90 to -61mins	0	0	9	0	0	0	0	0	6	0	0	0	1	0
Sub Total	0	0	18	1	0	0	0	0	19	0	0	0	2	0
60 to -31mins	0	0	34	0	0	0	0	0	1	0	0	0	0	0
30 to SR	0	0	4	0	0	0	0	0	0	0	0	0	0	0
Sub Total	0	0	38	0	0	0	0	0	1	0	0	0	0	0
Total	0	0	266	151	24	0	4	0	123	8	0	0	10	0

Table G.243 – Summary of hedgerow 223 Static data from Autumn 2022

Bat Species	BAR BAR	EPT SER	PIP PIP	PIP PYG	PIP SP	PIP NAT	NYC NOC	NYC LEI	MYO SP	PLE AUR	NYC SP	NSL	RHI HIP	RHI FER
SS to +30mins	0	0	51	8	0	0	0	0	0	0	0	0	0	0
31 to +60mins	0	0	39	9	0	0	0	0	6	0	0	0	0	0
Sub Total	0	0	90	17	0	0	0	0	6	0	0	0	0	0
61 to +90mins	0	0	9	1	2	0	3	0	1	0	0	0	0	0
91 to +120mins	0	0	6	2	0	0	0	0	4	0	0	0	0	0
Sub Total	0	0	15	3	2	0	3	0	5	0	0	0	0	0
SS+121mins to SR-121mins	0	0	23	23	9	0	0	0	11	16	0	0	4	0
120 to -91mins	0	0	0	0	1	0	0	0	0	1	0	0	0	0
90 to -61mins	0	0	1	0	0	0	0	0	3	0	0	0	1	0
Sub Total	0	0	1	0	1	0	0	0	3	1	0	0	1	0
60 to -31mins	0	0	4	1	0	0	0	0	0	0	0	0	0	0
30 to SR	0	0	0	1	0	0	0	0	0	0	0	0	0	0

Bat Species	BAR BAR	EPT SER	PIP PIP	PIP PYG	PIP SP	PIP NAT	NYC NOC	NYC LEI	MYO SP	PLE AUR	NYC SP	NSL	RHI HIP	RHI FER
Sub Total	0	0	4	2	0	0	0	0	0	0	0	0	0	0
Total	0	0	133	45	12	0	3	0	25	17	0	0	5	0

Table G.244 – Summary of hedgerow 225 Static data from Autumn 2022

Bat Species	BAR BAR	EPT SER	PIP PIP	PIP PYG	PIP SP	PIP NAT	NYC NOC	NYC LEI	MYO SP	PLE AUR	NYC SP	NSL	RHI HIP	RHI FER
SS to +30mins	0	0	38	3	0	0	2	0	0	0	0	0	0	0
31 to +60mins	0	0	224	11	0	0	0	0	7	0	0	0	0	0
Sub Total	0	0	262	14	0	0	2	0	7	0	0	0	0	0
61 to +90mins	0	0	237	10	0	0	1	0	4	0	0	0	0	0
91 to +120mins	0	0	103	3	1	0	0	0	3	2	0	0	1	0
Sub Total	0	0	340	13	1	0	1	0	7	2	0	0	1	0
SS+121mins to SR-121mins	0	0	234	73	6	0	0	0	61	14	0	0	5	0
120 to -91mins	0	0	1	2	0	0	0	0	2	0	0	0	0	0
90 to -61mins	0	0	2	0	0	0	0	0	1	0	0	0	1	0
Sub Total	0	0	3	2	0	0	0	0	3	0	0	0	1	0
60 to -31mins	0	0	12	1	0	0	0	0	0	0	0	0	0	0
30 to SR	0	0	0	0	0	0	3	0	0	0	0	0	0	0
Sub Total	0	0	12	1	0	0	3	0	0	0	0	0	0	0
Total	0	0	851	103	7	0	6	0	78	16	0	0	7	0

Table G.245 – Summary of hedgerow 229 Static data from Autumn 2022

Bat Species	BAR BAR	EPT SER	PIP PIP	PIP PYG	PIP SP	PIP NAT	NYC NOC	NYC LEI	MYO SP	PLE AUR	NYC SP	NSL	RHI HIP	RHI FER
SS to +30mins	0	0	6	1	0	0	0	0	0	0	0	0	1	0
31 to +60mins	0	0	47	14	1	0	0	0	3	0	0	0	0	0
Sub Total	0	0	53	15	1	0	0	0	3	0	0	0	1	0
61 to +90mins	0	0	18	4	0	0	0	0	3	0	0	0	2	0
91 to +120mins	0	0	21	4	0	0	0	0	0	0	0	0	0	0
Sub Total	0	0	39	8	0	0	0	0	3	0	0	0	2	0
SS+121mins to SR-121mins	0	0	89	27	7	0	0	0	5	4	0	0	21	0
120 to -91mins	0	0	5	0	0	0	0	0	0	0	0	0	3	0
90 to -61mins	0	0	4	0	0	0	0	0	0	0	0	0	0	0
Sub Total	0	0	9	0	0	0	0	0	0	0	0	0	3	0
60 to -31mins	0	0	1	1	0	0	0	0	0	0	0	0	0	0
30 to SR	0	0	2	1	0	0	0	0	0	0	0	0	0	0
Sub Total	0	0	3	2	0	0	0	0	0	0	0	0	0	0
Total	0	0	193	52	8	0	0	0	11	4	0	0	27	0

Table G.246 – Summary of hedgerow 236 Static data from Autumn 2022

Bat Species	BAR BAR	EPT SER	PIP PIP	PIP PYG	PIP SP	PIP NAT	NYC NOC	NYC LEI	MYO SP	PLE AUR	NYC SP	NSL	RHI HIP	RHI FER
SS to +30mins	0	0	28	4	0	0	0	0	0	0	0	0	0	0
31 to +60mins	0	0	57	24	0	0	0	0	1	0	0	0	0	0

Bat Species	BAR BAR	EPT SER	PIP PIP	PIP PYG	PIP SP	PIP NAT	NYC NOC	NYC LEI	MYO SP	PLE AUR	NYC SP	NSL	RHI HIP	RHI FER
Sub Total	0	0	85	28	0	0	0	0	1	0	0	0	0	0
61 to +90mins	0	0	64	6	0	0	0	0	1	0	0	0	0	0
91 to +120mins	0	0	12	1	0	0	1	0	0	0	0	0	0	0
Sub Total	0	0	76	7	0	0	1	0	1	0	0	0	0	0
SS+121mins to SR-121mins	0	0	37	16	0	1	0	0	5	7	0	0	3	0
120 to -91mins	0	0	4	1	1	0	1	0	0	0	0	0	0	0
90 to -61mins	0	0	3	0	0	0	0	0	0	0	0	0	0	0
Sub Total	0	0	7	1	1	0	1	0	0	0	0	0	0	0
60 to -31mins	0	0	4	0	0	0	0	0	0	0	0	0	0	0
30 to SR	0	0	0	0	0	0	0	0	0	0	0	0	0	0
Sub Total	0	0	4	0	0	0	0	0	0	0	0	0	0	0
Total	0	0	209	52	1	1	2	0	7	7	0	0	3	0

Table G.247 – Summary of hedgerow 238 Static data from Autumn 2022

Bat Species	BAR BAR	EPT SER	PIP PIP	PIP PYG	PIP SP	PIP NAT	NYC NOC	NYC LEI	MYO SP	PLE AUR	NYC SP	NSL	RHI HIP	RHI FER
SS to +30mins	0	0	14	2	0	0	1	0	0	0	0	0	0	0
31 to +60mins	0	0	84	49	0	0	0	0	2	0	0	0	0	0
Sub Total	0	0	98	51	0	0	1	0	2	0	0	0	0	0
61 to +90mins	0	0	133	12	0	0	0	0	15	0	0	0	0	0
91 to +120mins	0	0	72	4	1	0	0	0	0	0	0	0	0	0
Sub Total	0	0	205	16	1	0	0	0	15	0	0	0	0	0
SS+121mins to SR-121mins	0	0	162	35	6	0	0	0	14	9	0	0	1	0

Bat Species	BAR BAR	EPT SER	PIP PIP	PIP PYG	PIP SP	PIP NAT	NYC NOC	NYC LEI	MYO SP	PLE AUR	NYC SP	NSL	RHI HIP	RHI FER
120 to -91mins	0	0	133	4	0	0	0	0	0	0	0	0	0	0
90 to -61mins	0	0	142	1	0	0	0	0	0	0	0	0	0	0
Sub Total	0	0	275	5	0	0	0	0	0	0	0	0	0	0
60 to -31mins	0	0	9	0	0	0	0	0	0	0	0	0	0	0
30 to SR	0	0	0	1	0	0	0	0	0	0	0	0	0	0
Sub Total	0	0	9	1	0	0	0	0	0	0	0	0	0	0
Total	0	0	749	108	7	0	1	0	31	9	0	0	1	0

Table G.248 – Summary of hedgerow 241 Static data from Autumn 2022

Bat Species	BAR BAR	EPT SER	PIP PIP	PIP PYG	PIP SP	PIP NAT	NYC NOC	NYC LEI	MYO SP	PLE AUR	NYC SP	NSL	RHI HIP	RHI FER
SS to +30mins	0	0	5	0	0	0	2	0	0	0	0	0	0	0
31 to +60mins	0	0	20	12	0	0	0	0	4	0	0	0	0	0
Sub Total	0	0	25	12	0	0	2	0	4	0	0	0	0	0
61 to +90mins	0	0	21	6	0	0	0	0	0	0	0	0	0	0
91 to +120mins	0	0	8	2	0	0	0	0	0	0	0	0	0	0
Sub Total	0	0	29	8	0	0	0	0	0	0	0	0	0	0
SS+121mins to SR-121mins	0	0	63	21	0	0	1	0	7	1	0	0	0	0
120 to -91mins	0	0	5	3	0	0	0	0	0	0	0	0	0	0
90 to -61mins	0	0	3	4	0	0	0	0	0	0	0	0	0	0
Sub Total	0	0	8	7	0	0	0	0	0	0	0	0	0	0
60 to -31mins	0	0	0	3	0	0	0	0	0	0	0	0	0	0
30 to SR	0	0	0	0	0	0	0	0	0	0	0	0	0	0

Bat Species	BAR BAR	EPT SER	PIP PIP	PIP PYG	PIP SP	PIP NAT	NYC NOC	NYC LEI	MYO SP	PLE AUR	NYC SP	NSL	RHI HIP	RHI FER
Sub Total	0	0	0	3	0	0	0	0	0	0	0	0	0	0
Total	0	0	125	51	0	0	3	0	11	1	0	0	0	0

Table G.249 – Summary of hedgerow 246 Static data from Autumn 2022

Bat Species	BAR BAR	EPT SER	PIP PIP	PIP PYG	PIP SP	PIP NAT	NYC NOC	NYC LEI	MYO SP	PLE AUR	NYC SP	NSL	RHI HIP	RHI FER
SS to +30mins	0	0	13	4	1	0	0	0	0	0	0	0	0	0
31 to +60mins	0	0	55	17	0	0	0	0	0	0	0	0	0	0
Sub Total	0	0	68	21	1	0	0	0	0	0	0	0	0	0
61 to +90mins	0	0	152	8	0	0	0	0	0	0	0	0	0	0
91 to +120mins	0	0	146	28	0	0	0	0	1	1	0	0	0	0
Sub Total	0	0	298	36	0	0	0	0	1	1	0	0	0	0
SS+121mins to SR-121mins	0	0	612	50	0	0	0	0	64	0	0	0	3	0
120 to -91mins	0	0	1	3	0	0	0	0	6	0	0	0	0	0
90 to -61mins	0	0	1	4	0	0	0	0	0	0	0	0	0	0
Sub Total	0	0	2	7	0	0	0	0	6	0	0	0	0	0
60 to -31mins	0	0	0	3	0	0	0	0	0	0	0	0	0	0
30 to SR	0	0	0	0	0	0	0	0	0	0	0	0	0	0
Sub Total	0	0	0	3	0	0	0	0	0	0	0	0	0	0
Total	0	0	980	117	1	0	0	0	71	1	0	0	3	0

Table G.250 – Summary of hedgerow 247 Static data from Autumn 2022

Bat Species	BAR BAR	EPT SER	PIP PIP	PIP PYG	PIP SP	PIP NAT	NYC NOC	NYC LEI	MYO SP	PLE AUR	NYC SP	NSL	RHI HIP	RHI FER
SS to +30mins	0	0	3	4	0	0	0	0	0	0	0	0	0	0
31 to +60mins	0	0	78	3	0	0	0	0	1	0	0	0	0	0
Sub Total	0	0	81	7	0	0	0	0	1	0	0	0	0	0
61 to +90mins	0	0	11	1	0	0	0	0	1	0	0	0	0	0
91 to +120mins	0	0	37	14	0	0	0	0	1	0	0	0	0	0
Sub Total	0	0	48	15	0	0	0	0	2	0	0	0	0	0
SS+121mins to SR-121mins	0	0	83	11	2	0	0	0	1	0	0	0	0	0
120 to -91mins	0	0	1	0	0	0	0	0	1	0	0	0	0	0
90 to -61mins	0	0	0	0	0	0	0	0	0	0	0	0	0	0
Sub Total	0	0	1	0	0	0	0	0	1	0	0	0	0	0
60 to -31mins	0	0	0	1	0	0	0	0	0	0	0	0	0	0
30 to SR	0	0	0	0	0	0	0	0	0	0	0	0	0	0
Sub Total	0	0	0	1	0	0	0	0	0	0	0	0	0	0
Total	0	0	213	34	2	0	0	0	5	0	0	0	0	0

Table G.251 – Summary of hedgerow 251 Static data from Autumn 2022

Bat Species	BAR BAR	EPT SER	PIP PIP	PIP PYG	PIP SP	PIP NAT	NYC NOC	NYC LEI	MYO SP	PLE AUR	NYC SP	NSL	RHI HIP	RHI FER
SS to +30mins	0	0	32	6	0	0	0	0	0	0	0	0	0	0
31 to +60mins	0	0	174	26	0	0	0	0	0	0	0	0	0	0
Sub Total	0	0	206	32	0	0	0	0	0	0	0	0	0	0
61 to +90mins	0	0	108	3	0	0	0	0	0	1	0	0	0	0
91 to +120mins	0	0	97	10	0	0	0	0	1	0	0	0	0	0

Bat Species	BAR BAR	EPT SER	PIP PIP	PIP PYG	PIP SP	PIP NAT	NYC NOC	NYC LEI	MYO SP	PLE AUR	NYC SP	NSL	RHI HIP	RHI FER
Sub Total	0	0	205	13	0	0	0	0	1	1	0	0	0	0
SS+121mins to SR-121mins	0	0	1744	109	0	0	0	0	15	0	0	0	1	0
120 to -91mins	0	0	31	5	0	0	0	0	0	0	0	0	0	0
90 to -61mins	0	0	18	5	0	0	0	0	1	0	0	0	0	0
Sub Total	0	0	49	10	0	0	0	0	1	0	0	0	0	0
60 to -31mins	0	0	17	4	0	0	0	0	0	0	0	0	0	0
30 to SR	0	0	0	0	0	0	0	0	0	0	0	0	0	0
Sub Total	0	0	17	4	0	0	0	0	0	0	0	0	0	0
Total	0	0	2221	168	0	0	0	0	17	1	0	0	1	0

Table G.252 – Summary of hedgerow 255 Static data from Autumn 2022

Bat Species	BAR BAR	EPT SER	PIP PIP	PIP PYG	PIP SP	PIP NAT	NYC NOC	NYC LEI	MYO SP	PLE AUR	NYC SP	NSL	RHI HIP	RHI FER
SS to +30mins	0	0	6	2	0	0	0	0	0	0	0	0	0	0
31 to +60mins	0	0	39	5	0	0	0	0	1	0	0	0	0	0
Sub Total	0	0	45	7	0	0	0	0	1	0	0	0	0	0
61 to +90mins	0	0	21	6	0	0	0	0	0	0	0	0	0	0
91 to +120mins	0	0	41	3	0	0	0	0	0	0	0	0	0	0
Sub Total	0	0	62	9	0	0	0	0	0	0	0	0	0	0
SS+121mins to SR-121mins	0	0	221	12	0	0	0	0	5	0	0	0	0	0
120 to -91mins	0	0	0	0	0	0	0	0	0	0	0	0	0	0
90 to -61mins	0	0	1	0	0	0	0	0	0	0	0	0	0	0
Sub Total	0	0	1	0	0	0	0	0	0	0	0	0	0	0

Bat Species	BAR BAR	EPT SER	PIP PIP	PIP PYG	PIP SP	PIP NAT	NYC NOC	NYC LEI	MYO SP	PLE AUR	NYC SP	NSL	RHI HIP	RHI FER
60 to -31mins	0	0	0	3	0	0	0	0	0	0	0	0	0	0
30 to SR	0	0	0	0	0	0	0	0	0	0	0	0	0	0
Sub Total	0	0	0	3	0	0	0	0	0	0	0	0	0	0
Total	0	0	329	31	0	0	0	0	6	0	0	0	0	0

Table G.253 – Summary of hedgerow 262 Static data from Autumn 2022

Bat Species	BAR BAR	EPT SER	PIP PIP	PIP PYG	PIP SP	PIP NAT	NYC NOC	NYC LEI	MYO SP	PLE AUR	NYC SP	NSL	RHI HIP	RHI FER
SS to +30mins	0	0	10	0	0	0	0	0	0	0	0	0	0	0
31 to +60mins	0	0	81	9	0	0	0	0	2	0	0	0	0	0
Sub Total	0	0	91	9	0	0	0	0	2	0	0	0	0	0
61 to +90mins	0	0	33	7	0	0	0	0	0	0	0	0	1	0
91 to +120mins	0	0	20	1	0	0	0	0	0	0	0	0	0	0
Sub Total	0	0	53	8	0	0	0	0	0	0	0	0	1	0
SS+121mins to SR-121mins	0	0	226	35	0	0	0	0	56	0	0	0	14	0
120 to -91mins	0	0	44	1	0	0	0	0	1	0	0	0	0	0
90 to -61mins	0	0	46	3	0	0	0	0	1	0	0	0	0	0
Sub Total	0	0	90	4	0	0	0	0	2	0	0	0	0	0
60 to -31mins	0	0	28	0	0	0	0	0	0	0	0	0	0	0
30 to SR	0	0	0	0	0	0	0	0	0	0	0	0	0	0
Sub Total	0	0	28	0	0	0	0	0	0	0	0	0	0	0
Total	0	0	488	56	0	0	0	0	60	0	0	0	15	0

Table G.254 – Summary of hedgerow 265 Static data from Autumn 2022

Bat Species	BAR BAR	EPT SER	PIP PIP	PIP PYG	PIP SP	PIP NAT	NYC NOC	NYC LEI	MYO SP	PLE AUR	NYC SP	NSL	RHI HIP	RHI FER
SS to +30mins	0	0	15	0	0	0	0	0	0	0	0	0	0	0
31 to +60mins	0	0	233	1	0	0	0	0	0	0	0	0	0	0
Sub Total	0	0	248	1	0	0	0	0	0	0	0	0	0	0
61 to +90mins	0	0	59	2	0	0	0	0	0	0	0	0	0	0
91 to +120mins	0	0	4	0	0	0	0	0	0	0	0	0	0	0
Sub Total	0	0	63	2	0	0	0	0	0	0	0	0	0	0
SS+121mins to SR-121mins	0	0	173	26	0	0	0	0	5	2	0	0	1	0
120 to -91mins	0	0	1	0	0	0	0	0	0	0	0	0	0	0
90 to -61mins	0	0	1	1	0	0	0	0	0	0	0	0	0	0
Sub Total	0	0	2	1	0	0	0	0	0	0	0	0	0	0
60 to -31mins	0	0	2	0	0	0	0	0	0	0	0	0	0	0
30 to SR	0	0	0	0	0	0	0	0	0	0	0	0	0	0
Sub Total	0	0	2	0	0	0	0	0	0	0	0	0	0	0
Total	0	0	488	30	0	0	0	0	5	2	0	0	1	0

Table G.255 – Summary of hedgerow 267 Static data from Autumn 2022

Bat Species	BAR BAR	EPT SER	PIP PIP	PIP PYG	PIP SP	PIP NAT	NYC NOC	NYC LEI	MYO SP	PLE AUR	NYC SP	NSL	RHI HIP	RHI FER
SS to +30mins	0	0	9	0	0	0	0	0	0	0	0	0	1	0
31 to +60mins	0	0	225	0	2	0	0	0	0	0	0	0	2	0
Sub Total	0	0	234	0	2	0	0	0	0	0	0	0	3	0

Bat Species	BAR BAR	EPT SER	PIP PIP	PIP PYG	PIP SP	PIP NAT	NYC NOC	NYC LEI	MYO SP	PLE AUR	NYC SP	NSL	RHI HIP	RHI FER
61 to +90mins	0	0	51	0	0	0	0	0	1	1	0	0	0	0
91 to +120mins	0	0	3	1	0	0	0	0	2	0	0	0	1	0
Sub Total	0	0	54	1	0	0	0	0	3	1	0	0	1	0
SS+121mins to SR-121mins	0	0	23	13	23	7	0	0	44	0	0	0	17	0
120 to -91mins	0	0	0	1	0	0	0	0	0	0	0	0	2	0
90 to -61mins	0	0	0	0	0	0	0	0	0	0	0	0	0	0
Sub Total	0	0	0	1	0	0	0	0	0	0	0	0	2	0
60 to -31mins	0	0	0	1	0	0	0	0	0	0	0	0	3	0
30 to SR	0	0	0	0	0	0	0	0	0	0	0	0	0	0
Sub Total	0	0	0	1	0	0	0	0	0	0	0	0	3	0
Total	0	0	311	16	25	7	0	0	47	1	0	0	26	0

Table G.256 – Summary of hedgerow 268 Static data from Autumn 2022

Bat Species	BAR BAR	EPT SER	PIP PIP	PIP PYG	PIP SP	PIP NAT	NYC NOC	NYC LEI	MYO SP	PLE AUR	NYC SP	NSL	RHI HIP	RHI FER
SS to +30mins	0	0	10	1	0	0	0	0	0	0	0	0	0	0
31 to +60mins	0	0	18	18	0	0	0	0	1	0	0	0	0	0
Sub Total	0	0	28	19	0	0	0	0	1	0	0	0	0	0
61 to +90mins	0	0	16	5	0	0	0	0	1	0	0	0	1	0
91 to +120mins	0	0	7	3	0	0	0	0	0	0	0	0	0	0
Sub Total	0	0	23	8	0	0	0	0	1	0	0	0	1	0
SS+121mins to SR-121mins	0	0	178	71	2	0	0	0	3	4	0	0	4	0
120 to -91mins	0	0	6	1	0	0	0	0	0	0	0	0	0	0

Bat Species	BAR BAR	EPT SER	PIP PIP	PIP PYG	PIP SP	PIP NAT	NYC NOC	NYC LEI	MYO SP	PLE AUR	NYC SP	NSL	RHI HIP	RHI FER
90 to -61mins	0	0	2	0	0	0	0	0	0	0	0	0	0	0
Sub Total	0	0	8	1	0	0	0	0	0	0	0	0	0	0
60 to -31mins	0	0	3	3	0	0	0	0	0	0	0	0	0	0
30 to SR	0	0	0	0	0	0	0	0	0	0	0	0	0	0
Sub Total	0	0	3	3	0	0	0	0	0	0	0	0	0	0
Total	0	0	240	102	2	0	0	0	5	4	0	0	5	0

Table G.257 – Summary of hedgerow 283 Static data from Autumn 2022

Bat Species	BAR BAR	EPT SER	PIP PIP	PIP PYG	PIP SP	PIP NAT	NYC NOC	NYC LEI	MYO SP	PLE AUR	NYC SP	NSL	RHI HIP	RHI FER
SS to +30mins	0	0	3	2	0	0	0	0	0	0	0	0	0	0
31 to +60mins	0	0	9	3	0	0	0	0	14	3	0	0	0	0
Sub Total	0	0	12	5	0	0	0	0	14	3	0	0	0	0
61 to +90mins	0	0	6	1	0	0	6	0	9	5	0	0	0	0
91 to +120mins	0	0	2	0	0	0	2	0	0	3	0	0	0	0
Sub Total	0	0	8	1	0	0	8	0	9	8	0	0	0	0
SS+121mins to SR-121mins	0	0	210	17	0	0	1	0	86	11	0	0	0	0
120 to -91mins	0	0	18	5	0	0	0	0	14	0	0	0	0	0
90 to -61mins	0	0	6	8	0	0	0	0	18	0	0	0	0	0
Sub Total	0	0	24	13	0	0	0	0	32	0	0	0	0	0
60 to -31mins	0	0	4	0	0	0	0	0	3	0	0	0	0	0
30 to SR	0	0	0	1	0	0	0	0	0	0	0	0	0	0
Sub Total	0	0	4	1	0	0	0	0	3	0	0	0	0	0

Bat Species	BAR BAR	EPT SER	PIP PIP	PIP PYG	PIP SP	PIP NAT	NYC NOC	NYC LEI	MYO SP	PLE AUR	NYC SP	NSL	RHI HIP	RHI FER
Total	0	0	258	37	0	0	9	0	144	22	0	0	0	0

Table G.258 – Summary of hedgerow 287 Static data from Autumn 2022

Bat Species	BAR BAR	EPT SER	PIP PIP	PIP PYG	PIP SP	PIP NAT	NYC NOC	NYC LEI	MYO SP	PLE AUR	NYC SP	NSL	RHI HIP	RHI FER
SS to +30mins	0	0	29	0	1	0	1	0	0	0	0	0	0	0
31 to +60mins	0	0	6	3	6	0	0	0	3	2	0	0	0	0
Sub Total	0	0	35	3	7	0	1	0	3	2	0	0	0	0
61 to +90mins	0	0	5	1	1	0	0	0	1	1	0	0	0	0
91 to +120mins	0	0	4	0	7	0	0	0	4	0	0	0	0	0
Sub Total	0	0	9	1	8	0	0	0	5	1	0	0	0	0
SS+121mins to SR-121mins	0	0	762	324	496	0	0	0	871	1	0	0	9	0
120 to -91mins	0	0	82	41	93	0	0	0	65	0	0	0	0	0
90 to -61mins	0	0	59	43	68	0	0	0	80	0	0	0	1	0
Sub Total	0	0	141	84	161	0	0	0	145	0	0	0	1	0
60 to -31mins	0	0	33	35	60	0	1	0	38	0	0	0	0	0
30 to SR	0	0	1	0	6	0	2	0	0	0	0	0	0	0
Sub Total	0	0	34	35	66	0	3	0	38	0	0	0	0	0
Total	0	0	981	447	738	0	4	0	1062	4	0	0	10	0

Table G.259 – Summary of hedgerow 305 Static data from Autumn 2022

Bat Species	BAR BAR	EPT SER	PIP PIP	PIP PYG	PIP SP	PIP NAT	NYC NOC	NYC LEI	MYO SP	PLE AUR	NYC SP	NSL	RHI HIP	RHI FER
SS to +30mins	0	0	6	0	0	0	4	0	0	0	0	0	0	0
31 to +60mins	0	0	72	4	1	0	1	0	0	1	0	0	0	0
Sub Total	0	0	78	4	1	0	5	0	0	1	0	0	0	0
61 to +90mins	0	0	35	0	0	0	0	0	0	0	0	0	0	0
91 to +120mins	0	0	48	0	0	0	1	0	0	0	0	0	0	0
Sub Total	0	0	83	0	0	0	1	0	0	0	0	0	0	0
SS+121mins to SR-121mins	0	0	162	0	3	0	0	0	23	3	0	0	0	0
120 to -91mins	0	0	0	0	0	0	0	0	0	0	0	0	0	0
90 to -61mins	0	0	2	0	0	0	0	0	0	0	0	0	0	0
Sub Total	0	0	2	0	0	0	0	0	0	0	0	0	0	0
60 to -31mins	0	0	3	0	0	0	0	0	1	0	0	0	0	0
30 to SR	0	0	0	0	0	0	0	0	0	0	0	0	0	0
Sub Total	0	0	3	0	0	0	0	0	1	0	0	0	0	0
Total	0	0	328	4	4	0	6	0	24	4	0	0	0	0

Table G.260 – Summary of hedgerow 306 Static data from Autumn 2022

Bat Species	BAR BAR	EPT SER	PIP PIP	PIP PYG	PIP SP	PIP NAT	NYC NOC	NYC LEI	MYO SP	PLE AUR	NYC SP	NSL	RHI HIP	RHI FER
SS to +30mins	0	0	5	0	0	0	4	0	0	0	0	0	0	0
31 to +60mins	0	0	31	0	0	0	1	0	0	0	0	0	0	0
Sub Total	0	0	36	0	0	0	5	0	0	0	0	0	0	0
61 to +90mins	0	0	33	0	0	0	0	0	0	0	0	0	0	0
91 to +120mins	0	0	33	0	0	0	1	0	0	1	0	0	0	0

Bat Species	BAR BAR	EPT SER	PIP PIP	PIP PYG	PIP SP	PIP NAT	NYC NOC	NYC LEI	MYO SP	PLE AUR	NYC SP	NSL	RHI HIP	RHI FER
Sub Total	0	0	66	0	0	0	1	0	0	1	0	0	0	0
SS+121mins to SR-121mins	0	0	220	2	0	0	0	0	11	2	0	0	2	0
120 to -91mins	0	0	3	0	0	0	0	0	0	0	0	0	0	0
90 to -61mins	0	0	5	0	0	0	0	0	0	0	0	0	0	0
Sub Total	0	0	8	0	0	0	0	0	0	0	0	0	0	0
60 to -31mins	0	0	11	0	0	0	0	0	0	0	0	0	0	0
30 to SR	0	0	0	0	0	0	0	0	0	0	0	0	0	0
Sub Total	0	0	11	0	0	0	0	0	0	0	0	0	0	0
Total	0	0	341	2	0	0	6	0	11	3	0	0	2	0

Table G.261 – Summary of hedgerow 348 Static data from Autumn 2022

Bat Species	BAR BAR	EPT SER	PIP PIP	PIP PYG	PIP SP	PIP NAT	NYC NOC	NYC LEI	MYO SP	PLE AUR	NYC SP	NSL	RHI HIP	RHI FER
SS to +30mins	0	0	4	7	0	0	18	0	0	0	1	0	0	0
31 to +60mins	0	0	128	45	0	0	245	0	17	0	34	24	0	0
Sub Total	0	0	132	52	0	0	263	0	17	0	35	24	0	0
61 to +90mins	0	0	163	30	0	0	143	0	20	0	5	4	0	0
91 to +120mins	0	0	47	12	2	0	17	0	10	2	0	3	0	0
Sub Total	0	0	210	42	2	0	160	0	30	2	5	7	0	0
SS+121mins to SR-121mins	0	0	275	128	4	0	35	0	508	10	1	1	6	0
120 to -91mins	0	0	0	1	0	0	0	0	0	1	0	0	0	0
90 to -61mins	0	0	0	0	0	0	0	0	0	0	0	0	0	0
Sub Total	0	0	0	1	0	0	0	0	0	1	0	0	0	0

Bat Species	BAR BAR	EPT SER	PIP PIP	PIP PYG	PIP SP	PIP NAT	NYC NOC	NYC LEI	MYO SP	PLE AUR	NYC SP	NSL	RHI HIP	RHI FER
60 to -31mins	0	0	0	5	0	0	0	0	0	0	0	0	0	0
30 to SR	0	0	0	0	0	0	0	0	0	0	0	0	0	0
Sub Total	0	0	0	5	0	0	0	0	0	0	0	0	0	0
Total	0	0	617	228	6	0	458	0	555	13	41	32	6	0

Table G.262 – Summary of hedgerow 351 Static data from Autumn 2022

Bat Species	BAR BAR	EPT SER	PIP PIP	PIP PYG	PIP SP	PIP NAT	NYC NOC	NYC LEI	MYO SP	PLE AUR	NYC SP	NSL	RHI HIP	RHI FER
SS to +30mins	0	0	5	1	0	0	8	1	0	0	0	0	0	0
31 to +60mins	0	0	224	52	0	0	46	25	13	0	3	7	0	0
Sub Total	0	0	229	53	0	0	54	26	13	0	3	7	0	0
61 to +90mins	0	0	146	20	0	0	18	2	37	3	1	0	0	0
91 to +120mins	0	0	18	4	0	0	0	0	15	5	0	0	0	0
Sub Total	0	0	164	24	0	0	18	2	52	8	1	0	0	0
SS+121mins to SR-121mins	0	0	162	86	1	0	6	1	108	18	0	1	2	0
120 to -91mins	0	0	0	0	0	0	2	0	1	0	0	0	0	0
90 to -61mins	0	0	0	0	0	0	0	0	1	0	0	0	0	0
Sub Total	0	0	0	0	0	0	2	0	2	0	0	0	0	0
60 to -31mins	0	0	0	3	0	0	0	0	0	0	0	0	0	0
30 to SR	0	0	0	0	0	0	0	0	0	0	0	0	0	0
Sub Total	0	0	0	3	0	0	0	0	0	0	0	0	0	0
Total	0	0	555	166	1	0	80	29	175	26	4	8	2	0

Table G.263 – Summary of hedgerow 353 Static data from Autumn 2022

Bat Species	BAR BAR	EPT SER	PIP PIP	PIP PYG	PIP SP	PIP NAT	NYC NOC	NYC LEI	MYO SP	PLE AUR	NYC SP	NSL	RHI HIP	RHI FER
SS to +30mins	0	0	4	5	0	0	11	0	0	0	0	0	0	0
31 to +60mins	0	0	47	11	0	0	20	0	5	0	0	3	0	0
Sub Total	0	0	51	16	0	0	31	0	5	0	0	3	0	0
61 to +90mins	0	0	64	4	0	0	46	0	22	0	0	2	0	0
91 to +120mins	0	0	11	2	0	0	0	0	16	0	0	0	0	0
Sub Total	0	0	75	6	0	0	46	0	38	0	0	2	0	0
SS+121mins to SR-121mins	0	0	12	26	0	0	1	0	33	1	0	0	0	0
120 to -91mins	0	0	0	0	0	0	0	0	0	0	0	0	0	0
90 to -61mins	0	0	0	0	0	0	0	0	0	0	0	0	0	0
Sub Total	0	0	0	0	0	0	0	0	0	0	0	0	0	0
60 to -31mins	0	0	0	1	0	0	0	0	0	0	0	0	0	0
30 to SR	0	0	0	0	0	0	0	0	0	0	0	0	0	0
Sub Total	0	0	0	1	0	0	0	0	0	0	0	0	0	0
Total	0	0	138	49	0	0	78	0	76	1	0	5	0	0

Table G.264 – Summary of hedgerow 354 Static data from Autumn 2022

Bat Species	BAR BAR	EPT SER	PIP PIP	PIP PYG	PIP SP	PIP NAT	NYC NOC	NYC LEI	MYO SP	PLE AUR	NYC SP	NSL	RHI HIP	RHI FER
SS to +30mins	0	0	12	25	0	0	26	0	0	0	0	0	0	0
31 to +60mins	0	0	44	104	0	0	10	0	103	0	0	1	0	0
Sub Total	0	0	56	129	0	0	36	0	103	0	0	1	0	0

Bat Species	BAR BAR	EPT SER	PIP PIP	PIP PYG	PIP SP	PIP NAT	NYC NOC	NYC LEI	MYO SP	PLE AUR	NYC SP	NSL	RHI HIP	RHI FER
61 to +90mins	0	0	18	10	0	0	1	0	86	3	0	1	1	0
91 to +120mins	0	0	11	2	0	0	0	0	89	1	0	0	0	0
Sub Total	0	0	29	12	0	0	1	0	175	4	0	1	1	0
SS+121mins to SR-121mins	0	0	151	36	0	0	3	0	3123	3	0	1	2	0
120 to -91mins	0	0	2	6	0	0	0	0	230	0	0	0	0	0
90 to -61mins	0	0	1	26	0	0	0	0	196	0	0	0	0	0
Sub Total	0	0	3	32	0	0	0	0	426	0	0	0	0	0
60 to -31mins	0	0	1	26	0	0	0	0	41	0	0	0	0	0
30 to SR	0	0	0	0	0	0	0	0	0	0	0	0	0	0
Sub Total	0	0	1	26	0	0	0	0	41	0	0	0	0	0
Total	0	0	240	235	0	0	40	0	3868	7	0	3	3	0

Table G.265 – Summary of hedgerow 368 Static data from Autumn 2022

Bat Species	BAR BAR	EPT SER	PIP PIP	PIP PYG	PIP SP	PIP NAT	NYC NOC	NYC LEI	MYO SP	PLE AUR	NYC SP	NSL	RHI HIP	RHI FER
SS to +30mins	0	0	0	0	0	0	0	0	0	0	0	0	0	0
31 to +60mins	0	0	21	0	0	0	0	0	0	0	0	0	0	0
Sub Total	0	0	21	0	0	0	0	0	0	0	0	0	0	0
61 to +90mins	0	0	1	0	0	0	0	0	1	0	0	0	0	0
91 to +120mins	0	0	9	0	0	0	0	0	1	0	0	0	0	0
Sub Total	0	0	10	0	0	0	0	0	2	0	0	0	0	0
SS+121mins to SR-121mins	0	0	11	0	0	0	0	0	4	1	0	0	0	0
120 to -91mins	0	0	0	0	0	0	0	0	0	0	0	0	0	0

Bat Species	BAR BAR	EPT SER	PIP PIP	PIP PYG	PIP SP	PIP NAT	NYC NOC	NYC LEI	MYO SP	PLE AUR	NYC SP	NSL	RHI HIP	RHI FER
90 to -61mins	0	0	0	0	0	0	0	0	0	0	0	0	0	0
Sub Total	0	0	0	0	0	0	0	0	0	0	0	0	0	0
60 to -31mins	0	0	0	0	0	0	0	0	0	0	0	0	0	0
30 to SR	0	0	0	0	0	0	0	0	0	0	0	0	0	0
Sub Total	0	0	0	0	0	0	0	0	0	0	0	0	0	0
Total	0	0	42	0	0	0	0	0	6	1	0	0	0	0

Table G.266 – Summary of hedgerow 374 Static data from Autumn 2022

Bat Species	BAR BAR	EPT SER	PIP PIP	PIP PYG	PIP SP	PIP NAT	NYC NOC	NYC LEI	MYO SP	PLE AUR	NYC SP	NSL	RHI HIP	RHI FER
SS to +30mins	0	0	1	2	0	0	1	0	0	0	0	0	0	0
31 to +60mins	0	0	46	24	1	1	1	0	2	2	0	0	0	0
Sub Total	0	0	47	26	1	1	2	0	2	2	0	0	0	0
61 to +90mins	0	0	37	12	1	0	2	0	5	4	0	0	0	0
91 to +120mins	0	0	9	14	2	0	0	0	5	2	0	0	0	0
Sub Total	0	0	46	26	3	0	2	0	10	6	0	0	0	0
SS+121mins to SR-121mins	0	0	24	36	46	0	3	0	16	50	1	0	0	0
120 to -91mins	0	0	0	0	1	0	2	0	1	0	0	0	0	0
90 to -61mins	0	0	0	0	0	0	0	0	0	0	0	0	0	0
Sub Total	0	0	0	0	1	0	2	0	1	0	0	0	0	0
60 to -31mins	0	0	2	2	0	0	0	0	0	0	0	0	0	0
30 to SR	0	0	0	0	0	0	0	0	0	0	0	0	0	0

Bat Species	BAR BAR	EPT SER	PIP PIP	PIP PYG	PIP SP	PIP NAT	NYC NOC	NYC LEI	MYO SP	PLE AUR	NYC SP	NSL	RHI HIP	RHI FER
Sub Total	0	0	2	2	0	0	0	0	0	0	0	0	0	0
Total	0	0	119	90	51	1	9	0	29	58	1	0	0	0

Table G.267 – Summary of hedgerow 377 Static data from Autumn 2022

Bat Species	BAR BAR	EPT SER	PIP PIP	PIP PYG	PIP SP	PIP NAT	NYC NOC	NYC LEI	MYO SP	PLE AUR	NYC SP	NSL	RHI HIP	RHI FER
SS to +30mins	0	0	24	6	0	0	0	0	0	0	0	0	0	0
31 to +60mins	0	0	16	3	0	0	1	0	1	0	0	0	0	0
Sub Total	0	0	40	9	0	0	1	0	1	0	0	0	0	0
61 to +90mins	0	0	10	2	0	0	2	0	0	0	0	0	0	0
91 to +120mins	0	0	10	0	0	0	0	0	1	2	0	0	0	0
Sub Total	0	0	20	2	0	0	2	0	1	2	0	0	0	0
SS+121mins to SR-121mins	0	0	71	13	1	0	2	0	9	20	0	0	0	0
120 to -91mins	0	0	0	0	0	0	0	0	0	0	0	0	0	0
90 to -61mins	0	0	2	0	0	0	0	0	0	0	0	0	0	0
Sub Total	0	0	2	0	0	0	0	0	0	0	0	0	0	0
60 to -31mins	0	0	3	5	0	0	0	0	0	0	0	0	0	0
30 to SR	0	0	0	0	0	0	0	0	0	0	0	0	0	0
Sub Total	0	0	3	5	0	0	0	0	0	0	0	0	0	0
Total	0	0	136	29	1	0	5	0	11	22	0	0	0	0

Table G.268 – Summary of hedgerow 378 Static data from Autumn 2022

Bat Species	BAR BAR	EPT SER	PIP PIP	PIP PYG	PIP SP	PIP NAT	NYC NOC	NYC LEI	MYO SP	PLE AUR	NYC SP	NSL	RHI HIP	RHI FER
SS to +30mins	0	0	13	2	0	0	0	0	1	0	0	0	0	0
31 to +60mins	0	0	16	4	0	0	1	0	5	1	0	0	0	0
Sub Total	0	0	29	6	0	0	1	0	6	1	0	0	0	0
61 to +90mins	0	0	10	5	1	0	2	0	4	1	0	0	0	0
91 to +120mins	0	0	13	8	0	0	0	0	5	0	0	0	0	0
Sub Total	0	0	23	13	1	0	2	0	9	1	0	0	0	0
SS+121mins to SR-121mins	0	0	64	21	2	0	2	0	29	12	0	0	0	0
120 to -91mins	0	0	6	0	0	0	0	0	1	2	0	0	0	0
90 to -61mins	0	0	2	1	0	0	0	0	1	1	0	0	0	0
Sub Total	0	0	8	1	0	0	0	0	2	3	0	0	0	0
60 to -31mins	0	0	2	0	0	0	0	0	3	0	0	0	0	0
30 to SR	0	0	1	0	0	0	0	0	0	0	0	0	0	0
Sub Total	0	0	3	0	0	0	0	0	3	0	0	0	0	0
Total	0	0	127	41	3	0	5	0	49	17	0	0	0	0

Table G.269 – Summary of hedgerow 394 Static data from Autumn 2022

Bat Species	BAR BAR	EPT SER	PIP PIP	PIP PYG	PIP SP	PIP NAT	NYC NOC	NYC LEI	MYO SP	PLE AUR	NYC SP	NSL	RHI HIP	RHI FER
SS to +30mins	0	0	0	0	0	0	4	0	0	0	0	0	0	0
31 to +60mins	0	0	1	1	0	0	0	0	1	1	2	0	0	0
Sub Total	0	0	1	1	0	0	4	0	1	1	2	0	0	0
61 to +90mins	0	0	3	0	0	0	1	0	1	1	0	0	0	0
91 to +120mins	0	0	0	0	0	0	0	0	1	3	0	0	0	0

Bat Species	BAR BAR	EPT SER	PIP PIP	PIP PYG	PIP SP	PIP NAT	NYC NOC	NYC LEI	MYO SP	PLE AUR	NYC SP	NSL	RHI HIP	RHI FER
Sub Total	0	0	3	0	0	0	1	0	2	4	0	0	0	0
SS+121mins to SR-121mins	0	0	14	1	0	0	0	0	9	43	0	0	0	0
120 to -91mins	0	0	0	0	0	0	0	0	0	2	0	0	0	0
90 to -61mins	0	0	0	0	0	0	0	0	1	0	0	0	0	0
Sub Total	0	0	0	0	0	0	0	0	1	2	0	0	0	0
60 to -31mins	0	0	0	0	0	0	0	0	0	0	0	0	0	0
30 to SR	0	0	0	0	0	0	0	0	0	0	0	0	0	0
Sub Total	0	0	0	0	0	0	0	0	0	0	0	0	0	0
Total	0	0	18	2	0	0	5	0	13	50	2	0	0	0

Table G.270 – Summary of hedgerow 396 Static data from Autumn 2022

Bat Species	BAR BAR	EPT SER	PIP PIP	PIP PYG	PIP SP	PIP NAT	NYC NOC	NYC LEI	MYO SP	PLE AUR	NYC SP	NSL	RHI HIP	RHI FER
SS to +30mins	0	0	3	1	0	0	4	0	0	0	0	0	0	0
31 to +60mins	0	0	22	1	0	0	0	0	1	0	1	0	0	0
Sub Total	0	0	25	2	0	0	4	0	1	0	1	0	0	0
61 to +90mins	0	0	11	1	0	0	1	0	3	3	0	0	0	0
91 to +120mins	0	0	3	0	0	0	0	0	3	3	0	0	0	0
Sub Total	0	0	14	1	0	0	1	0	6	6	0	0	0	0
SS+121mins to SR-121mins	0	0	44	18	3	0	0	0	59	31	0	0	0	0
120 to -91mins	0	0	0	1	0	0	0	0	2	0	0	0	0	0
90 to -61mins	0	0	2	0	0	0	0	0	3	0	0	0	0	0
Sub Total	0	0	2	1	0	0	0	0	5	0	0	0	0	0

Bat Species	BAR BAR	EPT SER	PIP PIP	PIP PYG	PIP SP	PIP NAT	NYC NOC	NYC LEI	MYO SP	PLE AUR	NYC SP	NSL	RHI HIP	RHI FER
60 to -31mins	0	0	0	10	0	0	0	0	5	0	0	0	0	0
30 to SR	0	0	0	0	0	0	0	0	0	0	0	0	0	0
Sub Total	0	0	0	10	0	0	0	0	5	0	0	0	0	0
Total	0	0	85	32	3	0	5	0	76	37	1	0	0	0

Table G.271 – Summary of hedgerow 398 Static data from Autumn 2022

Bat Species	BAR BAR	EPT SER	PIP PIP	PIP PYG	PIP SP	PIP NAT	NYC NOC	NYC LEI	MYO SP	PLE AUR	NYC SP	NSL	RHI HIP	RHI FER
SS to +30mins	0	0	0	0	0	0	0	0	0	0	0	0	0	0
31 to +60mins	0	0	1	6	0	0	0	0	0	0	0	0	0	0
Sub Total	0	0	1	6	0	0	0	0	0	0	0	0	0	0
61 to +90mins	0	0	6	5	0	0	0	0	1	0	0	0	0	0
91 to +120mins	0	0	38	1	1	0	0	0	1	2	0	0	0	0
Sub Total	0	0	44	6	1	0	0	0	2	2	0	0	0	0
SS+121mins to SR-121mins	0	0	3	20	0	1	0	0	20	10	0	0	1	0
120 to -91mins	0	0	0	0	0	0	0	0	0	0	0	0	0	0
90 to -61mins	0	0	0	0	0	0	0	0	0	0	0	0	0	0
Sub Total	0	0	0	0	0	0	0	0	0	0	0	0	0	0
60 to -31mins	0	0	0	0	0	0	0	0	0	0	0	0	0	0
30 to SR	0	0	0	0	0	0	0	0	0	0	0	0	0	0

Bat Species	BAR BAR	EPT SER	PIP PIP	PIP PYG	PIP SP	PIP NAT	NYC NOC	NYC LEI	MYO SP	PLE AUR	NYC SP	NSL	RHI HIP	RHI FER
Sub Total	0	0	0	0	0	0	0	0	0	0	0	0	0	0
Total	0	0	48	32	1	1	0	0	22	12	0	0	1	0

Table G.272 – Summary of hedgerow 403 Static data from Autumn 2022

Bat Species	BAR BAR	EPT SER	PIP PIP	PIP PYG	PIP SP	PIP NAT	NYC NOC	NYC LEI	MYO SP	PLE AUR	NYC SP	NSL	RHI HIP	RHI FER
SS to +30mins	0	0	1	0	0	0	0	0	0	0	0	0	0	0
31 to +60mins	0	0	2	11	0	0	0	0	1	0	2	0	0	0
Sub Total	0	0	3	11	0	0	0	0	1	0	2	0	0	0
61 to +90mins	0	0	3	6	0	0	0	0	13	4	0	0	0	0
91 to +120mins	0	0	2	4	0	0	0	0	4	1	0	0	0	0
Sub Total	0	0	5	10	0	0	0	0	17	5	0	0	0	0
SS+121mins to SR-121mins	0	0	4	19	0	0	0	0	42	15	0	0	2	0
120 to -91mins	0	0	1	1	0	0	0	0	1	0	0	0	0	0
90 to -61mins	0	0	2	2	0	0	0	0	1	1	0	0	0	0
Sub Total	0	0	3	3	0	0	0	0	2	1	0	0	0	0
60 to -31mins	0	0	0	2	0	0	0	0	0	0	0	0	0	0
30 to SR	0	0	0	0	0	0	0	0	0	0	0	0	0	0
Sub Total	0	0	0	2	0	0	0	0	0	0	0	0	0	0
Total	0	0	15	45	0	0	0	0	62	21	2	0	2	0

Table G.273 – Summary of hedgerow 413 Static data from Autumn 2022

Bat Species	BAR BAR	EPT SER	PIP PIP	PIP PYG	PIP SP	PIP NAT	NYC NOC	NYC LEI	MYO SP	PLE AUR	NYC SP	NSL	RHI HIP	RHI FER
SS to +30mins	0	0	0	2	0	0	0	0	0	0	0	0	0	0
31 to +60mins	0	0	59	14	2	0	5	0	1	0	0	1	0	0
Sub Total	0	0	59	16	2	0	5	0	1	0	0	1	0	0
61 to +90mins	0	0	22	6	0	0	1	0	0	0	0	0	0	0
91 to +120mins	0	0	2	1	0	0	0	0	2	0	0	0	0	0
Sub Total	0	0	24	7	0	0	1	0	2	0	0	0	0	0
SS+121mins to SR-121mins	0	0	6	7	0	0	0	0	4	2	0	0	0	0
120 to -91mins	0	0	0	1	0	0	0	0	0	0	0	0	0	0
90 to -61mins	0	0	3	3	0	0	0	0	0	0	0	0	0	0
Sub Total	0	0	3	4	0	0	0	0	0	0	0	0	0	0
60 to -31mins	0	0	0	2	0	0	0	0	0	0	0	0	0	0
30 to SR	0	0	0	0	0	0	0	0	0	0	0	0	0	0
Sub Total	0	0	0	2	0	0	0	0	0	0	0	0	0	0
Total	0	0	92	36	2	0	6	0	7	2	0	1	0	0

Table G.274 – Summary of hedgerow 414 Static data from Autumn 2022

Bat Species	BAR BAR	EPT SER	PIP PIP	PIP PYG	PIP SP	PIP NAT	NYC NOC	NYC LEI	MYO SP	PLE AUR	NYC SP	NSL	RHI HIP	RHI FER
SS to +30mins	0	0	3	11	0	0	2	0	0	0	0	0	0	0
31 to +60mins	0	0	150	98	23	0	89	0	3	0	0	0	0	0
Sub Total	0	0	153	109	23	0	91	0	3	0	0	0	0	0
61 to +90mins	0	0	206	20	16	0	19	0	2	0	0	0	2	0
91 to +120mins	0	0	146	2	2	0	0	0	2	1	0	0	0	0

Bat Species	BAR BAR	EPT SER	PIP PIP	PIP PYG	PIP SP	PIP NAT	NYC NOC	NYC LEI	MYO SP	PLE AUR	NYC SP	NSL	RHI HIP	RHI FER
Sub Total	0	0	352	22	18	0	19	0	4	1	0	0	2	0
SS+121mins to SR-121mins	0	0	1486	146	15	0	2	0	62	14	0	0	15	0
120 to -91mins	0	0	49	23	2	0	0	0	1	0	0	0	0	0
90 to -61mins	0	0	24	26	1	0	1	0	5	0	0	0	0	0
Sub Total	0	0	73	49	3	0	1	0	6	0	0	0	0	0
60 to -31mins	0	0	7	18	0	0	1	0	0	0	0	0	0	0
30 to SR	0	0	0	2	1	0	0	0	0	0	0	0	0	0
Sub Total	0	0	7	20	1	0	1	0	0	0	0	0	0	0
Total	0	0	2071	346	60	0	114	0	75	15	0	0	17	0

Table G.275 – Summary of hedgerow 416 Static data from Autumn 2022

Bat Species	BAR BAR	EPT SER	PIP PIP	PIP PYG	PIP SP	PIP NAT	NYC NOC	NYC LEI	MYO SP	PLE AUR	NYC SP	NSL	RHI HIP	RHI FER
SS to +30mins	0	0	5	2	0	0	3	0	0	0	0	0	0	0
31 to +60mins	0	0	71	62	1	0	1	0	5	0	0	0	0	0
Sub Total	0	0	76	64	1	0	4	0	5	0	0	0	0	0
61 to +90mins	0	0	37	14	3	0	6	0	14	1	0	0	0	0
91 to +120mins	0	0	20	1	0	0	0	0	4	2	0	0	0	0
Sub Total	0	0	57	15	3	0	6	0	18	3	0	0	0	0
SS+121mins to SR-121mins	0	0	174	40	3	0	1	0	219	4	0	0	1	0
120 to -91mins	0	0	2	4	0	0	0	0	0	0	0	0	0	0
90 to -61mins	0	0	2	5	0	0	1	0	1	0	0	0	0	0
Sub Total	0	0	4	9	0	0	1	0	1	0	0	0	0	0

Bat Species	BAR BAR	EPT SER	PIP PIP	PIP PYG	PIP SP	PIP NAT	NYC NOC	NYC LEI	MYO SP	PLE AUR	NYC SP	NSL	RHI HIP	RHI FER
60 to -31mins	0	0	0	4	0	0	1	0	2	0	0	0	0	0
30 to SR	0	0	0	0	0	0	0	0	0	0	0	0	0	0
Sub Total	0	0	0	4	0	0	1	0	2	0	0	0	0	0
Total	0	0	311	132	7	0	13	0	245	7	0	0	1	0

Table G.276 – Summary of hedgerow 419 Static data from Autumn 2022

Bat Species	BAR BAR	EPT SER	PIP PIP	PIP PYG	PIP SP	PIP NAT	NYC NOC	NYC LEI	MYO SP	PLE AUR	NYC SP	NSL	RHI HIP	RHI FER
SS to +30mins	0	0	21	23	0	0	15	0	1	0	0	0	0	0
31 to +60mins	0	0	113	28	0	0	9	0	9	0	0	0	0	0
Sub Total	0	0	134	51	0	0	24	0	10	0	0	0	0	0
61 to +90mins	0	0	135	6	0	0	8	0	6	1	0	0	1	0
91 to +120mins	0	0	115	17	0	0	1	0	15	2	1	0	4	0
Sub Total	0	0	250	23	0	0	9	0	21	3	1	0	5	0
SS+121mins to SR-121mins	0	0	655	74	1	0	2	0	128	19	0	0	25	0
120 to -91mins	0	0	7	6	0	0	2	0	5	0	0	0	1	0
90 to -61mins	0	0	5	5	0	0	0	0	4	0	0	0	0	0
Sub Total	0	0	12	11	0	0	2	0	9	0	0	0	1	0
60 to -31mins	0	0	5	3	0	0	0	0	4	0	0	0	0	0
30 to SR	0	0	1	5	0	0	0	0	0	0	0	0	0	0
Sub Total	0	0	6	8	0	0	0	0	4	0	0	0	0	0
Total	0	0	1057	167	1	0	37	0	172	22	1	0	31	0

Table G.277 – Summary of hedgerow 420 Static data from Autumn 2022

Bat Species	BAR BAR	EPT SER	PIP PIP	PIP PYG	PIP SP	PIP NAT	NYC NOC	NYC LEI	MYO SP	PLE AUR	NYC SP	NSL	RHI HIP	RHI FER
SS to +30mins	0	0	15	9	0	0	10	0	1	0	0	0	0	0
31 to +60mins	0	0	45	46	2	0	6	0	21	9	0	0	1	0
Sub Total	0	0	60	55	2	0	16	0	22	9	0	0	1	0
61 to +90mins	0	0	82	34	2	0	4	0	14	2	0	0	0	0
91 to +120mins	0	0	183	80	0	0	3	0	3	1	0	0	0	0
Sub Total	0	0	265	114	2	0	7	0	17	3	0	0	0	0
SS+121mins to SR-121mins	0	0	1289	121	2	0	6	0	176	33	1	0	3	0
120 to -91mins	0	0	76	3	0	0	0	0	19	3	0	0	0	0
90 to -61mins	0	0	32	70	0	0	1	0	19	2	0	0	0	0
Sub Total	0	0	108	73	0	0	1	0	38	5	0	0	0	0
60 to -31mins	0	0	72	24	0	0	0	0	2	3	0	0	0	0
30 to SR	0	0	3	0	0	0	0	0	0	0	0	0	0	0
Sub Total	0	0	75	24	0	0	0	0	2	3	0	0	0	0
Total	0	0	1797	397	6	0	30	0	255	53	1	0	4	0

Table G.278 – Summary of hedgerow 422 Static data from Autumn 2022

Bat Species	BAR BAR	EPT SER	PIP PIP	PIP PYG	PIP SP	PIP NAT	NYC NOC	NYC LEI	MYO SP	PLE AUR	NYC SP	NSL	RHI HIP	RHI FER
SS to +30mins	0	0	11	10	0	0	14	0	0	0	0	0	0	0
31 to +60mins	0	0	96	43	5	0	3	0	14	2	0	0	0	0
Sub Total	0	0	107	53	5	0	17	0	14	2	0	0	0	0

Bat Species	BAR BAR	EPT SER	PIP PIP	PIP PYG	PIP SP	PIP NAT	NYC NOC	NYC LEI	MYO SP	PLE AUR	NYC SP	NSL	RHI HIP	RHI FER
61 to +90mins	0	0	107	12	9	0	0	0	10	3	1	0	0	0
91 to +120mins	0	0	30	22	5	0	1	0	13	0	0	0	1	0
Sub Total	0	0	137	34	14	0	1	0	23	3	1	0	1	0
SS+121mins to SR-121mins	0	0	634	164	25	0	5	0	709	48	1	1	5	0
120 to -91mins	0	0	108	20	3	0	1	0	89	2	0	0	0	0
90 to -61mins	0	0	56	62	2	0	0	0	60	5	0	0	0	0
Sub Total	0	0	164	82	5	0	1	0	149	7	0	0	0	0
60 to -31mins	0	0	139	74	0	0	0	0	4	3	0	0	0	0
30 to SR	0	0	5	10	0	0	0	0	0	0	0	0	0	0
Sub Total	0	0	144	84	0	0	0	0	4	3	0	0	0	0
Total	0	0	1186	417	49	0	24	0	899	63	2	1	6	0

Table G.279 – Summary of hedgerow 426 Static data from Autumn 2022

Bat Species	BAR BAR	EPT SER	PIP PIP	PIP PYG	PIP SP	PIP NAT	NYC NOC	NYC LEI	MYO SP	PLE AUR	NYC SP	NSL	RHI HIP	RHI FER
SS to +30mins	0	0	1	17	2	0	2	0	0	0	0	0	0	0
31 to +60mins	0	0	56	37	3	0	5	0	0	0	14	5	0	0
Sub Total	0	0	57	54	5	0	7	0	0	0	14	5	0	0
61 to +90mins	0	0	8	22	2	0	0	0	17	0	0	0	0	0
91 to +120mins	0	0	7	5	0	0	0	0	5	0	0	0	0	0
Sub Total	0	0	15	27	2	0	0	0	22	0	0	0	0	0
SS+121mins to SR-121mins	0	0	15	53	11	0	0	0	31	1	1	0	1	0
120 to -91mins	0	0	0	0	0	0	0	0	0	0	0	0	0	0

Bat Species	BAR BAR	EPT SER	PIP PIP	PIP PYG	PIP SP	PIP NAT	NYC NOC	NYC LEI	MYO SP	PLE AUR	NYC SP	NSL	RHI HIP	RHI FER
90 to -61mins	0	0	0	2	0	0	0	0	0	0	0	0	0	0
Sub Total	0	0	0	2	0	0	0	0	0	0	0	0	0	0
60 to -31mins	0	0	0	1	0	0	0	0	0	0	0	0	0	0
30 to SR	0	0	0	0	0	0	0	0	0	0	0	0	0	0
Sub Total	0	0	0	1	0	0	0	0	0	0	0	0	0	0
Total	0	0	87	137	18	0	7	0	53	1	15	5	1	0

Table G.280 – Summary of hedgerow 427 Static data from Autumn 2022

Bat Species	BAR BAR	EPT SER	PIP PIP	PIP PYG	PIP SP	PIP NAT	NYC NOC	NYC LEI	MYO SP	PLE AUR	NYC SP	NSL	RHI HIP	RHI FER
SS to +30mins	0	0	0	4	0	0	4	0	0	0	0	0	0	0
31 to +60mins	0	0	20	136	1	0	9	0	3	0	7	4	0	0
Sub Total	0	0	20	140	1	0	13	0	3	0	7	4	0	0
61 to +90mins	0	0	31	35	2	0	0	0	44	0	1	0	0	0
91 to +120mins	0	0	13	25	0	0	0	0	0	0	0	0	0	0
Sub Total	0	0	44	60	2	0	0	0	44	0	1	0	0	0
SS+121mins to SR-121mins	0	0	84	328	5	0	1	0	8	3	1	0	2	0
120 to -91mins	0	0	0	0	0	0	0	0	0	0	0	0	0	0
90 to -61mins	0	0	0	0	0	0	0	0	0	0	0	0	0	0
Sub Total	0	0	0	0	0	0	0	0	0	0	0	0	0	0
60 to -31mins	0	0	0	12	0	0	0	0	0	0	0	0	0	0
30 to SR	0	0	0	0	0	0	0	0	0	0	0	0	0	0
Sub Total	0	0	0	12	0	0	0	0	0	0	0	0	0	0

Bat Species	BAR BAR	EPT SER	PIP PIP	PIP PYG	PIP SP	PIP NAT	NYC NOC	NYC LEI	MYO SP	PLE AUR	NYC SP	NSL	RHI HIP	RHI FER
Total	0	0	148	540	8	0	14	0	55	3	9	4	2	0

Table G.281 – Summary of hedgerow 429 Static data from Autumn 2022

Bat Species	BAR BAR	EPT SER	PIP PIP	PIP PYG	PIP SP	PIP NAT	NYC NOC	NYC LEI	MYO SP	PLE AUR	NYC SP	NSL	RHI HIP	RHI FER
SS to +30mins	0	0	0	0	0	0	1	0	0	0	0	0	0	0
31 to +60mins	0	0	53	40	0	0	1	0	2	0	0	10	0	0
Sub Total	0	0	53	40	0	0	2	0	2	0	0	10	0	0
61 to +90mins	0	0	63	118	0	0	0	0	8	0	0	0	1	0
91 to +120mins	0	0	11	24	2	0	0	0	2	0	0	0	0	0
Sub Total	0	0	74	142	2	0	0	0	10	0	0	0	1	0
SS+121mins to SR-121mins	0	0	328	379	9	0	0	0	91	0	0	0	9	0
120 to -91mins	0	0	0	2	0	0	0	0	0	0	0	0	0	0
90 to -61mins	0	0	0	0	0	0	0	0	0	0	0	0	0	0
Sub Total	0	0	0	2	0	0	0	0	0	0	0	0	0	0
60 to -31mins	0	0	0	0	0	0	0	0	0	0	0	0	0	0
30 to SR	0	0	0	0	0	0	0	0	0	0	0	0	0	0
Sub Total	0	0	0	0	0	0	0	0	0	0	0	0	0	0
Total	0	0	455	563	11	0	2	0	103	0	0	10	10	0

Table G.282 – Summary of hedgerow 434 Static data from Autumn 2022

Bat Species	BAR BAR	EPT SER	PIP PIP	PIP PYG	PIP SP	PIP NAT	NYC NOC	NYC LEI	MYO SP	PLE AUR	NYC SP	NSL	RHI HIP	RHI FER
SS to +30mins	0	0	1	1	0	0	0	0	0	0	0	0	0	0
31 to +60mins	0	0	18	8	0	0	2	0	1	0	8	0	0	0
Sub Total	0	0	19	9	0	0	2	0	1	0	8	0	0	0
61 to +90mins	0	0	4	7	0	0	0	0	8	0	0	0	1	0
91 to +120mins	0	0	3	2	1	0	0	0	1	0	0	0	0	0
Sub Total	0	0	7	9	1	0	0	0	9	0	0	0	1	0
SS+121mins to SR-121mins	0	0	6	25	1	0	0	0	7	3	0	0	1	0
120 to -91mins	0	0	0	1	0	0	0	0	0	0	0	0	0	0
90 to -61mins	0	0	0	0	0	0	0	0	0	0	0	0	0	0
Sub Total	0	0	0	1	0	0	0	0	0	0	0	0	0	0
60 to -31mins	0	0	0	1	0	0	0	0	0	0	0	0	0	0
30 to SR	0	0	0	0	0	0	0	0	0	0	0	0	0	0
Sub Total	0	0	0	1	0	0	0	0	0	0	0	0	0	0
Total	0	0	32	45	2	0	2	0	17	3	8	0	2	0

Table G.283 – Summary of hedgerow 438 Static data from Autumn 2022

Bat Species	BAR BAR	EPT SER	PIP PIP	PIP PYG	PIP SP	PIP NAT	NYC NOC	NYC LEI	MYO SP	PLE AUR	NYC SP	NSL	RHI HIP	RHI FER
SS to +30mins	0	0	4	18	0	0	0	0	0	0	0	0	0	0
31 to +60mins	0	0	28	165	1	0	0	0	8	0	1	0	0	0
Sub Total	0	0	32	183	1	0	0	0	8	0	1	0	0	0
61 to +90mins	0	0	45	121	0	0	0	0	3	1	0	0	0	0
91 to +120mins	0	0	11	137	0	0	0	0	0	0	0	0	0	0

Bat Species	BAR BAR	EPT SER	PIP PIP	PIP PYG	PIP SP	PIP NAT	NYC NOC	NYC LEI	MYO SP	PLE AUR	NYC SP	NSL	RHI HIP	RHI FER
Sub Total	0	0	56	258	0	0	0	0	3	1	0	0	0	0
SS+121mins to SR-121mins	0	1	60	649	0	0	0	0	12	6	1	0	5	0
120 to -91mins	0	0	0	2	0	0	0	0	0	0	0	0	0	0
90 to -61mins	0	0	0	2	0	0	0	0	0	0	0	0	0	0
Sub Total	0	0	0	4	0	0	0	0	0	0	0	0	0	0
60 to -31mins	0	0	0	14	0	0	0	0	0	0	0	0	0	0
30 to SR	0	0	0	1	0	0	0	0	0	0	0	0	0	0
Sub Total	0	0	0	15	0	0	0	0	0	0	0	0	0	0
Total	0	1	148	1109	1	0	0	0	23	7	2	0	5	0

Table G.284 – Summary of hedgerow 482 Static data from Autumn 2022

Bat Species	BAR BAR	EPT SER	PIP PIP	PIP PYG	PIP SP	PIP NAT	NYC NOC	NYC LEI	MYO SP	PLE AUR	NYC SP	NSL	RHI HIP	RHI FER
SS to +30mins	0	0	0	5	0	0	1	0	0	0	0	0	0	0
31 to +60mins	0	0	5	22	0	0	0	0	10	1	0	0	0	0
Sub Total	0	0	5	27	0	0	1	0	10	1	0	0	0	0
61 to +90mins	0	0	10	8	0	0	3	0	8	1	0	0	0	0
91 to +120mins	0	0	14	0	0	0	0	0	1	1	0	0	0	0
Sub Total	0	0	24	8	0	0	3	0	9	2	0	0	0	0
SS+121mins to SR-121mins	0	0	25	15	0	0	3	0	44	26	0	0	0	0
120 to -91mins	0	0	0	0	0	0	0	0	0	1	0	0	0	0
90 to -61mins	0	0	1	0	0	0	0	0	0	1	0	0	0	0
Sub Total	0	0	1	0	0	0	0	0	0	2	0	0	0	0

Bat Species	BAR BAR	EPT SER	PIP PIP	PIP PYG	PIP SP	PIP NAT	NYC NOC	NYC LEI	MYO SP	PLE AUR	NYC SP	NSL	RHI HIP	RHI FER
60 to -31mins	0	0	0	0	0	0	0	0	1	0	0	0	0	0
30 to SR	0	0	0	0	0	0	0	0	0	0	0	0	0	0
Sub Total	0	0	0	0	0	0	0	0	1	0	0	0	0	0
Total	0	0	55	50	0	0	7	0	64	31	0	0	0	0

Table G.285 – Summary of hedgerow 489 Static data from Autumn 2022

Bat Species	BAR BAR	EPT SER	PIP PIP	PIP PYG	PIP SP	PIP NAT	NYC NOC	NYC LEI	MYO SP	PLE AUR	NYC SP	NSL	RHI HIP	RHI FER
SS to +30mins	0	0	1	39	0	0	1	0	0	0	0	0	0	0
31 to +60mins	0	0	25	121	0	1	1	0	6	2	0	0	0	0
Sub Total	0	0	26	160	0	1	2	0	6	2	0	0	0	0
61 to +90mins	0	0	8	26	0	0	1	0	0	0	0	0	0	0
91 to +120mins	0	0	12	8	0	0	0	0	8	3	0	0	0	0
Sub Total	0	0	20	34	0	0	1	0	8	3	0	0	0	0
SS+121mins to SR-121mins	0	0	74	141	0	0	2	0	143	96	0	0	0	0
120 to -91mins	0	0	3	6	0	0	0	0	3	1	0	0	0	0
90 to -61mins	0	0	0	24	0	0	0	0	1	5	0	0	0	0
Sub Total	0	0	3	30	0	0	0	0	4	6	0	0	0	0
60 to -31mins	0	0	0	3	0	0	0	0	0	0	0	0	0	0
30 to SR	0	0	0	1	0	0	0	0	0	0	0	0	0	0
Sub Total	0	0	0	4	0	0	0	0	0	0	0	0	0	0
Total	0	0	123	369	0	1	5	0	161	107	0	0	0	0

Table G.286 – Summary of hedgerow 491 Static data from Autumn 2022

Bat Species	BAR BAR	EPT SER	PIP PIP	PIP PYG	PIP SP	PIP NAT	NYC NOC	NYC LEI	MYO SP	PLE AUR	NYC SP	NSL	RHI HIP	RHI FER
SS to +30mins	0	0	4	20	0	0	2	0	0	0	0	0	0	0
31 to +60mins	0	0	27	51	1	0	1	0	17	0	0	0	0	0
Sub Total	0	0	31	71	1	0	3	0	17	0	0	0	0	0
61 to +90mins	0	0	49	11	0	0	0	0	8	3	0	0	0	0
91 to +120mins	0	0	13	0	0	0	0	0	5	5	0	0	0	0
Sub Total	0	0	62	11	0	0	0	0	13	8	0	0	0	0
SS+121mins to SR-121mins	0	0	108	24	0	0	0	0	32	65	1	0	0	0
120 to -91mins	0	0	2	2	0	0	0	0	6	0	0	0	0	0
90 to -61mins	0	0	1	0	0	0	0	0	12	0	0	0	0	0
Sub Total	0	0	3	2	0	0	0	0	18	0	0	0	0	0
60 to -31mins	0	0	0	0	0	0	0	0	4	0	0	0	0	0
30 to SR	0	0	0	1	0	0	0	0	0	0	0	0	0	0
Sub Total	0	0	0	1	0	0	0	0	4	0	0	0	0	0
Total	0	0	204	109	1	0	3	0	84	73	1	0	0	0

Table G.287 – Summary of hedgerow 657 Static data from Autumn 2022

Bat Species	BAR BAR	EPT SER	PIP PIP	PIP PYG	PIP SP	PIP NAT	NYC NOC	NYC LEI	MYO SP	PLE AUR	NYC SP	NSL	RHI HIP	RHI FER
SS to +30mins	0	0	0	0	0	0	0	0	0	0	0	0	0	0
31 to +60mins	0	0	3	2	0	0	0	0	0	0	0	0	0	0

Bat Species	BAR BAR	EPT SER	PIP PIP	PIP PYG	PIP SP	PIP NAT	NYC NOC	NYC LEI	MYO SP	PLE AUR	NYC SP	NSL	RHI HIP	RHI FER
Sub Total	0	0	3	2	0	0	0	0	0	0	0	0	0	0
61 to +90mins	0	0	23	0	0	0	0	0	0	1	0	0	0	0
91 to +120mins	0	0	19	1	0	0	0	0	0	1	0	0	0	0
Sub Total	0	0	42	1	0	0	0	0	0	2	0	0	0	0
SS+121mins to SR-121mins	0	0	130	1	1	0	0	0	52	1	0	0	1	0
120 to -91mins	0	0	4	0	0	0	0	0	4	0	0	0	0	0
90 to -61mins	0	0	8	0	0	0	0	0	6	0	0	0	0	0
Sub Total	0	0	12	0	0	0	0	0	10	0	0	0	0	0
60 to -31mins	0	0	4	0	0	0	0	0	2	0	0	0	0	0
30 to SR	0	0	0	0	0	0	0	0	0	0	0	0	0	0
Sub Total	0	0	4	0	0	0	0	0	2	0	0	0	0	0
Total	0	0	191	4	1	0	0	0	64	3	0	0	1	0

Table G.288 – Summary of hedgerow 791 Static data from Autumn 2022

Bat Species	BAR BAR	EPT SER	PIP PIP	PIP PYG	PIP SP	PIP NAT	NYC NOC	NYC LEI	MYO SP	PLE AUR	NYC SP	NSL	RHI HIP	RHI FER
SS to +30mins	0	0	0	0	0	0	0	0	0	0	0	0	0	0
31 to +60mins	0	0	2	0	0	0	0	0	0	0	0	0	0	0
Sub Total	0	0	2	0	0	0	0	0	0	0	0	0	0	0

Bat Species	BAR BAR	EPT SER	PIP PIP	PIP PYG	PIP SP	PIP NAT	NYC NOC	NYC LEI	MYO SP	PLE AUR	NYC SP	NSL	RHI HIP	RHI FER
61 to +90mins	0	0	1	0	0	0	0	0	1	0	0	0	0	0
91 to +120mins	0	0	0	0	0	0	0	0	0	0	0	0	0	0
Sub Total	0	0	1	0	0	0	0	0	1	0	0	0	0	0
SS+121mins to SR-121mins	0	0	4	0	0	0	0	0	1	0	0	0	0	0
120 to -91mins	0	0	0	0	0	0	0	0	0	0	0	0	0	0
90 to -61mins	0	0	0	0	0	0	0	0	0	0	0	0	0	0
Sub Total	0	0	0	0	0	0	0	0	0	0	0	0	0	0
60 to -31mins	0	0	0	0	0	0	0	0	0	0	0	0	0	0
30 to SR	0	0	0	0	0	0	0	0	0	0	0	0	0	0
Sub Total	0	0	0	0	0	0	0	0	0	0	0	0	0	0
Total	0	0	7	0	0	0	0	0	2	0	0	0	0	0

Table G.289 – Summary of hedgerow 797 Static data from Autumn 2022

Bat Species	BAR BAR	EPT SER	PIP PIP	PIP PYG	PIP SP	PIP NAT	NYC NOC	NYC LEI	MYO SP	PLE AUR	NYC SP	NSL	RHI HIP	RHI FER
SS to +30mins	0	0	2	0	0	0	0	0	0	0	0	0	0	0
31 to +60mins	0	0	6	0	0	0	0	0	0	0	0	0	0	0
Sub Total	0	0	8	0	0	0	0	0	0	0	0	0	0	0
61 to +90mins	0	0	6	0	0	0	0	0	0	0	0	0	0	0
91 to +120mins	0	0	2	0	0	0	0	0	1	0	0	0	0	0
Sub Total	0	0	8	0	0	0	0	0	1	0	0	0	0	0
SS+121mins to SR-121mins	0	0	21	1	0	0	0	0	0	0	0	0	0	0
120 to -91mins	0	0	2	0	0	0	0	0	0	0	0	0	0	0

Bat Species	BAR BAR	EPT SER	PIP PIP	PIP PYG	PIP SP	PIP NAT	NYC NOC	NYC LEI	MYO SP	PLE AUR	NYC SP	NSL	RHI HIP	RHI FER
90 to -61mins	0	0	0	0	0	0	0	0	1	0	0	0	0	0
Sub Total	0	0	2	0	0	0	0	0	1	0	0	0	0	0
60 to -31mins	0	0	1	0	0	0	0	0	0	0	0	0	0	0
30 to SR	0	0	0	0	0	0	0	0	0	0	0	0	0	0
Sub Total	0	0	1	0	0	0	0	0	0	0	0	0	0	0
Total	0	0	40	1	0	0	0	0	2	0	0	0	0	0

Table G.290 – Summary of hedgerow 804 Static data from Autumn 2022

Bat Species	BAR BAR	EPT SER	PIP PIP	PIP PYG	PIP SP	PIP NAT	NYC NOC	NYC LEI	MYO SP	PLE AUR	NYC SP	NSL	RHI HIP	RHI FER
SS to +30mins	0	0	1	0	0	0	0	0	0	0	0	0	0	0
31 to +60mins	0	0	3	0	0	0	0	0	0	0	0	0	0	0
Sub Total	0	0	4	0	0	0	0	0	0	0	0	0	0	0
61 to +90mins	0	0	2	0	0	0	0	0	0	0	0	0	0	0
91 to +120mins	0	0	3	0	0	0	0	0	0	0	0	0	0	0
Sub Total	0	0	5	0	0	0	0	0	0	0	0	0	0	0
SS+121mins to SR-121mins	0	0	28	3	0	0	0	0	3	1	0	0	0	0
120 to -91mins	0	0	0	0	0	0	0	0	0	0	0	0	0	0
90 to -61mins	0	0	0	0	0	0	0	0	0	0	0	0	0	0
Sub Total	0	0	0	0	0	0	0	0	0	0	0	0	0	0
60 to -31mins	0	0	0	0	0	0	0	0	0	0	0	0	0	0
30 to SR	0	0	0	0	0	0	0	0	0	0	0	0	0	0
Sub Total	0	0	0	0	0	0	0	0	0	0	0	0	0	0

Bat Species	BAR BAR	EPT SER	PIP PIP	PIP PYG	PIP SP	PIP NAT	NYC NOC	NYC LEI	MYO SP	PLE AUR	NYC SP	NSL	RHI HIP	RHI FER
Total	0	0	37	3	0	0	0	0	3	1	0	0	0	0

Table G.291 – Summary of hedgerow 808 Static data from Autumn 2022

Bat Species	BAR BAR	EPT SER	PIP PIP	PIP PYG	PIP SP	PIP NAT	NYC NOC	NYC LEI	MYO SP	PLE AUR	NYC SP	NSL	RHI HIP	RHI FER
SS to +30mins	0	0	1	0	0	0	0	0	0	0	0	0	0	0
31 to +60mins	0	0	4	0	0	0	0	0	0	0	0	0	0	0
Sub Total	0	0	5	0	0	0	0	0	0	0	0	0	0	0
61 to +90mins	0	0	3	0	0	0	0	0	0	0	0	1	0	0
91 to +120mins	0	0	0	0	0	0	0	0	1	0	0	0	0	0
Sub Total	0	0	3	0	0	0	0	0	1	0	0	1	0	0
SS+121mins to SR-121mins	0	0	10	0	0	0	0	0	1	1	0	0	0	0
120 to -91mins	0	0	0	0	0	0	0	0	0	0	0	0	0	0
90 to -61mins	0	0	0	0	0	0	0	0	0	0	0	0	0	0
Sub Total	0	0	0	0	0	0	0	0	0	0	0	0	0	0
60 to -31mins	0	0	0	0	0	0	0	0	0	0	0	0	0	0
30 to SR	0	0	0	0	0	0	0	0	0	0	0	0	0	0
Sub Total	0	0	0	0	0	0	0	0	0	0	0	0	0	0
Total	0	0	18	0	0	0	0	0	2	1	0	1	0	0

Table G.292 – Summary of hedgerow 810 Static data from Autumn 2022

Bat Species	BAR BAR	EPT SER	PIP PIP	PIP PYG	PIP SP	PIP NAT	NYC NOC	NYC LEI	MYO SP	PLE AUR	NYC SP	NSL	RHI HIP	RHI FER
SS to +30mins	0	0	2	0	0	0	0	0	0	0	0	0	0	0
31 to +60mins	0	0	8	0	0	0	0	0	0	0	0	0	0	0
Sub Total	0	0	10	0	0	0	0	0	0	0	0	0	0	0
61 to +90mins	0	0	2	0	0	0	0	0	0	0	0	0	0	0
91 to +120mins	0	0	1	1	0	0	0	0	0	0	0	0	0	0
Sub Total	0	0	3	1	0	0	0	0	0	0	0	0	0	0
SS+121mins to SR-121mins	0	0	18	2	0	0	0	0	5	0	0	0	0	0
120 to -91mins	0	0	0	0	0	0	0	0	0	0	0	0	0	0
90 to -61mins	0	0	0	0	0	0	0	0	0	0	0	0	0	0
Sub Total	0	0	0	0	0	0	0	0	0	0	0	0	0	0
60 to -31mins	0	0	0	0	0	0	0	0	0	0	0	0	0	0
30 to SR	0	0	0	0	0	0	0	0	0	0	0	0	0	0
Sub Total	0	0	0	0	0	0	0	0	0	0	0	0	0	0
Total	0	0	31	3	0	0	0	0	5	0	0	0	0	0

Table G.293 – Summary of hedgerow 811 Static data from Autumn 2022

Bat Species	BAR BAR	EPT SER	PIP PIP	PIP PYG	PIP SP	PIP NAT	NYC NOC	NYC LEI	MYO SP	PLE AUR	NYC SP	NSL	RHI HIP	RHI FER
SS to +30mins	0	0	1	0	0	0	0	0	0	0	0	0	0	0
31 to +60mins	0	0	7	1	0	0	0	0	1	0	0	0	0	0
Sub Total	0	0	8	1	0	0	0	0	1	0	0	0	0	0
61 to +90mins	0	0	4	1	0	0	0	0	2	0	0	0	0	0
91 to +120mins	0	0	10	1	0	0	0	0	0	0	0	0	0	0

Bat Species	BAR BAR	EPT SER	PIP PIP	PIP PYG	PIP SP	PIP NAT	NYC NOC	NYC LEI	MYO SP	PLE AUR	NYC SP	NSL	RHI HIP	RHI FER
Sub Total	0	0	14	2	0	0	0	0	2	0	0	0	0	0
SS+121mins to SR-121mins	0	0	57	10	0	0	0	0	27	0	0	0	0	0
120 to -91mins	0	0	2	1	0	0	0	0	2	0	0	0	0	0
90 to -61mins	0	0	1	1	0	0	0	0	0	0	0	0	0	0
Sub Total	0	0	3	2	0	0	0	0	2	0	0	0	0	0
60 to -31mins	0	0	0	0	0	0	0	0	0	0	0	0	0	0
30 to SR	0	0	0	0	0	0	0	0	0	0	0	0	0	0
Sub Total	0	0	0	0	0	0	0	0	0	0	0	0	0	0
Total	0	0	82	15	0	0	0	0	32	0	0	0	0	0

Table G.294 – Summary of hedgerow 818 Static data from Autumn 2022

Bat Species	BAR BAR	EPT SER	PIP PIP	PIP PYG	PIP SP	PIP NAT	NYC NOC	NYC LEI	MYO SP	PLE AUR	NYC SP	NSL	RHI HIP	RHI FER
SS to +30mins	0	0	1	0	0	0	0	0	0	0	0	0	0	0
31 to +60mins	0	0	45	0	0	0	0	0	1	0	0	0	0	0
Sub Total	0	0	46	0	0	0	0	0	1	0	0	0	0	0
61 to +90mins	0	1	33	0	0	0	0	0	2	0	0	0	0	0
91 to +120mins	0	0	28	0	0	0	0	0	2	0	0	0	0	0
Sub Total	0	1	61	0	0	0	0	0	4	0	0	0	0	0
SS+121mins to SR-121mins	0	0	86	0	0	0	0	0	195	2	0	0	0	0
120 to -91mins	0	0	0	0	0	0	0	0	11	0	0	0	0	0
90 to -61mins	0	0	0	0	0	0	0	0	3	0	0	0	0	0
Sub Total	0	0	0	0	0	0	0	0	14	0	0	0	0	0

Bat Species	BAR BAR	EPT SER	PIP PIP	PIP PYG	PIP SP	PIP NAT	NYC NOC	NYC LEI	MYO SP	PLE AUR	NYC SP	NSL	RHI HIP	RHI FER
60 to -31mins	0	0	1	0	0	0	0	0	0	0	0	0	0	0
30 to SR	0	0	0	0	0	0	0	0	0	0	0	0	0	0
Sub Total	0	0	1	0	0	0	0	0	0	0	0	0	0	0
Total	0	1	194	0	0	0	0	0	214	2	0	0	0	0

Table G.295 – Summary of hedgerow 819 Static data from Autumn 2022

Bat Species	BAR BAR	EPT SER	PIP PIP	PIP PYG	PIP SP	PIP NAT	NYC NOC	NYC LEI	MYO SP	PLE AUR		NYC SP	NSL	RHI HIP	RHI FER
SS to +30mins	0	0	0	0	0	0	0	0	0	0	0	0	0	0	0
31 to +60mins	0	0	0	1	0	0	0	0	0	0	0	0	0	0	0
Sub Total	0	0	0	1	0	0	0	0	0	0	0	0	0	0	0
61 to +90mins	0	0	4	0	0	0	0	0	0	0	0	0	0	0	0
91 to +120mins	0	0	0	0	0	0	0	0	0	0	0	0	0	0	0
Sub Total	0	0	4	0	0	0	0	0	0	0	0	0	0	0	0
SS+121mins to SR-121mins	0	0	32	0	0	1	0	0	1	1	0	0	0	0	0
120 to -91mins	0	0	0	0	0	0	0	0	0	0	0	0	0	0	0
90 to -61mins	0	0	0	0	0	0	0	0	0	0	0	0	0	0	0
Sub Total	0	0	0	0	0	0	0	0	0	0	0	0	0	0	0
60 to -31mins	0	0	0	0	0	0	0	0	0	0	0	0	0	0	0
30 to SR	0	0	0	0	0	0	0	0	0	0	0	0	0	0	0
Sub Total	0	0	0	0	0	0	0	0	0	0	0	0	0	0	0

Bat Species	BAR BAR	EPT SER	PIP PIP	PIP PYG	PIP SP	PIP NAT	NYC NOC	NYC LEI	MYO SP	PLE AUR		NYC SP	NSL	RHI HIP	RHI FER
Total	0	0	36	1	0	1	0	0	1	1	0	0	0	0	0

Table G.296 – Summary of hedgerow 940 Static data from Autumn 2022

Bat Species	BAR BAR	EPT SER	PIP PIP	PIP PYG	PIP SP	PIP NAT	NYC NOC	NYC LEI	MYO SP	PLE AUR	NYC SP	NSL	RHI HIP	RHI FER
SS to +30mins	0	0	1	14	1	0	5	0	0	0	0	0	0	0
31 to +60mins	0	0	86	103	3	0	13	0	11	0	0	0	0	0
Sub Total	0	0	87	117	4	0	18	0	11	0	0	0	0	0
61 to +90mins	0	0	161	68	9	0	13	0	32	1	0	0	0	0
91 to +120mins	0	0	124	112	2	0	0	0	31	2	0	0	0	0
Sub Total	0	0	285	180	11	0	13	0	63	3	0	0	0	0
SS+121mins to SR-121mins	0	0	802	151	8	0	1	0	245	9	0	0	24	0
120 to -91mins	0	0	4	30	1	0	0	0	1	0	0	0	0	0
90 to -61mins	0	0	8	37	0	0	1	0	1	1	0	0	0	0
Sub Total	0	0	12	67	1	0	1	0	2	1	0	0	0	0
60 to -31mins	0	0	1	18	1	0	0	0	3	0	0	0	0	0
30 to SR	0	0	0	3	0	0	0	0	0	0	0	0	0	0
Sub Total	0	0	1	21	1	0	0	0	3	0	0	0	0	0
Total	0	0	1187	536	25	0	33	0	324	13	0	0	24	0

Table G.297 – Summary of hedgerow 954 Static data from Autumn 2022

Bat Species	BAR BAR	EPT SER	PIP PIP	PIP PYG	PIP SP	PIP NAT	NYC NOC	NYC LEI	MYO SP	PLE AUR	NYC SP	NSL	RHI HIP	RHI FER
SS to +30mins	0	0	0	0	0	0	0	0	0	0	0	0	0	0
31 to +60mins	0	0	54	24	1	0	4	0	0	0	0	0	0	0
Sub Total	0	0	54	24	1	0	4	0	0	0	0	0	0	0
61 to +90mins	0	0	77	17	1	0	9	0	3	0	0	0	0	0
91 to +120mins	0	0	76	20	1	0	3	0	5	1	0	0	0	0
Sub Total	0	0	153	37	2	0	12	0	8	1	0	0	0	0
SS+121mins to SR-121mins	0	0	485	182	3	0	14	0	196	6	3	0	0	0
120 to -91mins	0	0	33	5	0	0	0	0	4	0	0	0	0	0
90 to -61mins	0	0	98	8	1	0	0	0	2	0	0	0	0	0
Sub Total	0	0	131	13	1	0	0	0	6	0	0	0	0	0
60 to -31mins	0	0	19	9	0	0	0	0	0	0	0	0	0	0
30 to SR	0	0	0	1	0	0	0	0	0	0	0	0	0	0
Sub Total	0	0	19	10	0	0	0	0	0	0	0	0	0	0
Total	0	0	842	266	7	0	30	0	210	7	3	0	0	0

Table G.298 – Summary of hedgerow 956 Static data from Autumn 2022

Bat Species	BAR BAR	EPT SER	PIP PIP	PIP PYG	PIP SP	PIP NAT	NYC NOC	NYC LEI	MYO SP	PLE AUR	NYC SP	NSL	RHI HIP	RHI FER
SS to +30mins	0	0	9	2	0	0	0	0	0	0	0	0	0	0
31 to +60mins	0	0	30	4	0	0	0	0	1	0	0	1	0	0
Sub Total	0	0	39	6	0	0	0	0	1	0	0	1	0	0

Bat Species	BAR BAR	EPT SER	PIP PIP	PIP PYG	PIP SP	PIP NAT	NYC NOC	NYC LEI	MYO SP	PLE AUR	NYC SP	NSL	RHI HIP	RHI FER
61 to +90mins	0	0	29	14	0	0	0	0	0	0	0	1	0	0
91 to +120mins	0	0	12	3	0	2	0	0	2	0	0	1	0	0
Sub Total	0	0	41	17	0	2	0	0	2	0	0	2	0	0
SS+121mins to SR-121mins	0	0	260	42	0	1	0	0	8	1	0	0	0	0
120 to -91mins	0	0	8	3	0	0	0	0	1	0	0	0	0	0
90 to -61mins	0	0	10	8	0	0	0	0	0	0	0	0	0	0
Sub Total	0	0	18	11	0	0	0	0	1	0	0	0	0	0
60 to -31mins	0	0	0	2	0	0	0	0	0	0	0	0	0	0
30 to SR	0	0	0	1	0	0	0	0	0	0	0	0	0	0
Sub Total	0	0	0	3	0	0	0	0	0	0	0	0	0	0
Total	0	0	358	79	0	3	0	0	12	1	0	3	0	0

Table G.299 – Summary of hedgerow 958 Static data from Autumn 2022

Bat Species	BAR BAR	EPT SER	PIP PIP	PIP PYG	PIP SP	PIP NAT	NYC NOC	NYC LEI	MYO SP	PLE AUR	NYC SP	NSL	RHI HIP	RHI FER
SS to +30mins	0	0	5	0	0	0	0	0	0	0	0	0	0	0
31 to +60mins	0	0	78	24	1	0	1	0	0	0	0	0	0	0
Sub Total	0	0	83	24	1	0	1	0	0	0	0	0	0	0
61 to +90mins	0	0	76	5	0	0	0	0	1	0	0	0	0	0
91 to +120mins	0	0	81	14	0	0	0	0	1	1	0	0	0	0
Sub Total	0	0	157	19	0	0	0	0	2	1	0	0	0	0
SS+121mins to SR-121mins	0	0	1053	26	1	0	0	0	8	2	0	0	0	0
120 to -91mins	0	0	2	0	0	0	0	0	0	0	0	0	0	0

Bat Species	BAR BAR	EPT SER	PIP PIP	PIP PYG	PIP SP	PIP NAT	NYC NOC	NYC LEI	MYO SP	PLE AUR	NYC SP	NSL	RHI HIP	RHI FER
90 to -61mins	0	0	1	0	0	0	0	0	0	0	0	0	0	0
Sub Total	0	0	3	0	0	0	0	0	0	0	0	0	0	0
60 to -31mins	0	0	0	0	0	0	0	0	0	0	0	0	0	0
30 to SR	0	0	0	0	0	0	0	0	0	0	0	0	0	0
Sub Total	0	0	0	0	0	0	0	0	0	0	0	0	0	0
Total	0	0	1296	69	2	0	1	0	10	3	0	0	0	0

Table G.300 – Summary of hedgerow 974 Static data from Autumn 2022

Bat Species	BAR BAR	EPT SER	PIP PIP	PIP PYG	PIP SP	PIP NAT	NYC NOC	NYC LEI	MYO SP	PLE AUR	NYC SP	NSL	RHI HIP	RHI FER
SS to +30mins	0	0	21	0	0	0	2	0	0	0	0	0	0	0
31 to +60mins	0	1	23	7	0	0	1	0	1	1	0	0	2	0
Sub Total	0	1	44	7	0	0	3	0	1	1	0	0	2	0
61 to +90mins	0	0	8	0	0	0	0	0	2	0	0	0	0	0
91 to +120mins	0	0	6	0	0	0	0	0	0	0	0	0	0	0
Sub Total	0	0	14	0	0	0	0	0	2	0	0	0	0	0
SS+121mins to SR-121mins	0	0	576	3	0	0	0	0	167	2	0	0	17	0
120 to -91mins	0	0	184	1	0	0	0	0	10	0	0	0	12	0
90 to -61mins	0	0	174	0	0	0	0	0	6	0	0	0	2	0
Sub Total	0	0	358	1	0	0	0	0	16	0	0	0	14	0
60 to -31mins	0	0	125	30	0	0	0	0	1	0	0	0	0	0
30 to SR	0	0	16	0	0	0	0	0	0	0	0	0	0	0
Sub Total	0	0	141	30	0	0	0	0	1	0	0	0	0	0

Bat Species	BAR BAR	EPT SER	PIP PIP	PIP PYG	PIP SP	PIP NAT	NYC NOC	NYC LEI	MYO SP	PLE AUR	NYC SP	NSL	RHI HIP	RHI FER
Total	0	1	1133	41	0	0	3	0	187	3	0	0	33	0

Table G.301 – Summary of hedgerow 993 Static data from Autumn 2022

Bat Species	BAR BAR	EPT SER	PIP PIP	PIP PYG	PIP SP	PIP NAT	NYC NOC	NYC LEI	MYO SP	PLE AUR	NYC SP	NSL	RHI HIP	RHI FER
SS to +30mins	0	0	68	2	0	0	2	0	0	0	0	0	0	0
31 to +60mins	0	0	57	4	0	1	0	0	2	0	0	0	0	0
Sub Total	0	0	125	6	0	1	2	0	2	0	0	0	0	0
61 to +90mins	0	0	81	9	0	0	2	0	4	0	0	0	0	0
91 to +120mins	0	0	60	8	0	0	0	0	2	0	0	0	0	0
Sub Total	0	0	141	17	0	0	2	0	6	0	0	0	0	0
SS+121mins to SR-121mins	0	0	288	30	0	0	0	0	32	6	0	0	0	0
120 to -91mins	0	0	19	2	0	0	0	0	1	0	0	0	0	0
90 to -61mins	0	0	33	3	0	0	0	0	2	0	0	0	0	0
Sub Total	0	0	52	5	0	0	0	0	3	0	0	0	0	0
60 to -31mins	0	0	12	5	0	0	0	0	1	0	0	0	0	0
30 to SR	0	0	0	0	0	0	0	0	0	0	0	0	0	0
Sub Total	0	0	12	5	0	0	0	0	1	0	0	0	0	0
Total	0	0	618	63	0	1	4	0	44	6	0	0	0	0

Table G.302 – Summary of hedgerow 1004 Static data from Autumn 2022

Bat Species	BAR BAR	EPT SER	PIP PIP	PIP PYG	PIP SP	PIP NAT	NYC NOC	NYC LEI	MYO SP	PLE AUR	NYC SP	NSL	RHI HIP	RHI FER
SS to +30mins	0	0	0	6	0	0	0	0	0	0	0	0	0	0
31 to +60mins	0	0	1	0	0	0	0	0	2	0	0	0	0	0
Sub Total	0	0	1	6	0	0	0	0	2	0	0	0	0	0
61 to +90mins	0	0	1	1	0	0	0	0	0	0	0	0	0	0
91 to +120mins	0	0	0	0	0	0	0	0	0	0	0	0	0	0
Sub Total	0	0	1	1	0	0	0	0	0	0	0	0	0	0
SS+121mins to SR-121mins	0	0	1	0	0	0	0	0	0	0	0	0	0	0
120 to -91mins	0	0	0	0	0	0	0	0	0	0	0	0	0	0
90 to -61mins	0	0	0	0	0	0	0	0	0	0	0	0	0	0
Sub Total	0	0	0	0	0	0	0	0	0	0	0	0	0	0
60 to -31mins	0	0	0	0	0	0	0	0	0	0	0	0	0	0
30 to SR	0	0	0	0	0	0	0	0	0	0	0	0	0	0
Sub Total	0	0	0	0	0	0	0	0	0	0	0	0	0	0
Total	0	0	3	7	0	0	0	0	2	0	0	0	0	0

Table G.303 – Summary of hedgerow 1011 Static data from Autumn 2022

Bat Species	BAR BAR	EPT SER	PIP PIP	PIP PYG	PIP SP	PIP NAT	NYC NOC	NYC LEI	MYO SP	PLE AUR	NYC SP	NSL	RHI HIP	RHI FER
SS to +30mins	0	0	6	2	0	0	0	0	0	0	0	0	0	0
31 to +60mins	0	0	9	21	3	0	0	0	6	2	0	0	0	0
Sub Total	0	0	15	23	3	0	0	0	6	2	0	0	0	0
61 to +90mins	0	0	8	15	0	0	3	0	1	0	0	0	0	0

Bat Species	BAR BAR	EPT SER	PIP PIP	PIP PYG	PIP SP	PIP NAT	NYC NOC	NYC LEI	MYO SP	PLE AUR	NYC SP	NSL	RHI HIP	RHI FER
91 to +120mins	0	0	14	6	0	0	0	0	4	0	0	0	0	0
Sub Total	0	0	22	21	0	0	3	0	5	0	0	0	0	0
SS+121mins to SR-121mins	0	0	7	23	0	0	2	0	30	19	0	0	2	0
120 to -91mins	0	0	0	0	0	0	0	0	0	1	0	0	0	0
90 to -61mins	0	0	15	4	0	0	0	0	0	1	0	0	0	0
Sub Total	0	0	15	4	0	0	0	0	0	2	0	0	0	0
60 to -31mins	0	0	3	1	0	0	0	0	0	0	0	0	0	0
30 to SR	0	0	2	0	0	0	0	0	0	0	0	0	0	0
Sub Total	0	0	5	1	0	0	0	0	0	0	0	0	0	0
Total	0	0	64	72	3	0	5	0	41	23	0	0	2	0

Annex H

FINAL BHSA CATEGORIES

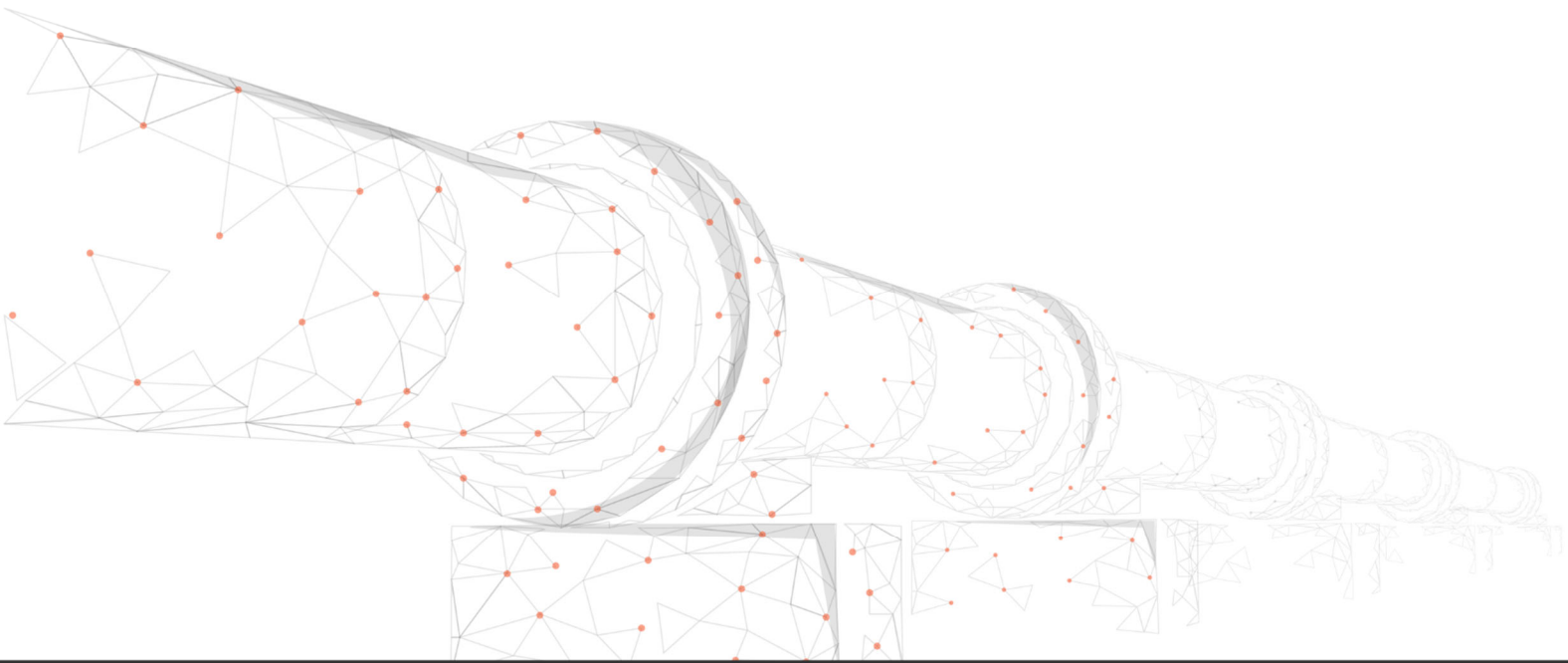


Table H.1 – Summary of final hedgerow BHSA category and justification

Hedge	Group	Grouped with	Static	BHSA category	Alterations	Final BHSA category	Justification
2	n/a	n/a	No	Good	Downgrade	Poor	Within 50m of a road
3	n/a	n/a	Yes	Good	Unchanged	Good	Did not meet parameters for upgrade or downgrade
22	2	Static with 839	Yes	Good	Unchanged	Good	Did not meet parameters for upgrade or downgrade
26	n/a	n/a	No	Poor	Unchanged	Poor	Not assessed - poor
27	n/a	n/a	Yes	Good	Unchanged	Good	Did not meet parameters for upgrade or downgrade
28	4	Static with 31	No	Excellent	Unchanged	Excellent	Grouped with hedge 31 – see below
30	n/a	n/a	Yes	Good	Unchanged	Good	Did not meet parameters for upgrade or downgrade
31	4	Static with 28	Yes	Good	Unchanged	Good	Did not meet parameters for upgrade or downgrade
32	n/a	n/a	No	Poor	Unchanged	Poor	Not assessed - poor
37	6	Static with 38	No	Good	Unchanged	Good	Grouped with hedge 38 – see below
38	6	Static with 37	Yes	Good	Unchanged	Good	Did not meet parameters for upgrade or downgrade
40	n/a	n/a	No	Poor	Unchanged	Poor	Not assessed - poor
41	n/a	n/a	No	Good	Scoped out	Scoped out	Adjoining a residential property/area
42	n/a	n/a	No	Poor	Unchanged	Poor	Not assessed - poor
47	n/a	n/a	Yes	Good	Unchanged	Good	Did not meet parameters for upgrade or downgrade
49	97	Static with 50	Yes	Good	Unchanged	Good	Did not meet parameters for upgrade or downgrade
50	97	Static with 49	No	Good	Unchanged	Good	Grouped with hedge 49 – see above
51	n/a	n/a	Yes	Good	Unchanged	Good	Did not meet parameters for upgrade or downgrade
53	n/a	n/a	Yes	Good	Unchanged	Good	Did not meet parameters for upgrade or downgrade
59	n/a	n/a	Yes	Good	Unchanged	Good	Did not meet parameters for upgrade or downgrade
60	n/a	n/a	No	Poor	Unchanged	Poor	Not assessed - poor
63	n/a	n/a	No	Poor	Unchanged	Poor	Not assessed - poor
64	n/a	n/a	Yes	Good	Unchanged	Good	Did not meet parameters for upgrade or downgrade
65	n/a	n/a	No	Good	Downgrade	Poor	Within 50m of road
66	8	Static with 67	No	Good	Upgrade	Excellent	Grouped with hedge 67 – see below

Hedge	Group	Grouped with	Static	BHSA category	Alterations	Final BHSA category	Justification
67	8	Static with 66	Yes	Good	Upgrade	Excellent	The number of total ppn was above the upper bounds for Spring, Summer and Autumn
68	n/a	n/a	No	Good	Scoped out	Scoped out	Easier to avoid
69	n/a	n/a	Yes	Good	Unchanged	Good	Did not meet parameters for upgrade or downgrade
77	11	Static with 78	No	Good	Unchanged	Good	Grouped with hedge 78 – see below.
78	11	Static with 77	Yes	Good	Unchanged	Good	Did not meet parameters for upgrade or downgrade
81	12	Static with 82	Yes	Good	Unchanged	Good	Did not meet parameters for upgrade or downgrade
82	12	Static with 81	No	Excellent	Unchanged	Excellent	Grouped with hedge 81 – see above.
83	13	Static with 84, 85 and 86	Yes	Good	Unchanged	Good	Did not meet parameters for upgrade or downgrade
84	13	Static with 83, 85 and 86	No	Good	Unchanged	Good	Grouped with hedge 83, 85 and 86 – see above
85	13	Static with 83, 84 and 86	No	Good	Unchanged	Good	Grouped with hedge 83, 84 and 86 – see above
86	13	Static with 83, 84, and 85	No	Poor	Unchanged	Poor	Grouped with hedge 83, 84, and 85 – see above
87	n/a	n/a	Yes	Good	Unchanged	Good	Did not meet parameters for upgrade or downgrade
88	n/a	n/a	Yes	Good	Unchanged	Good	Did not meet parameters for upgrade or downgrade
90	n/a	n/a	Yes	Good	Unchanged	Good	Did not meet parameters for upgrade or downgrade
91	14	Static with 93	Yes	Excellent	Unchanged	Excellent	Did not meet parameters for upgrade or downgrade
93	14	Static with 91	No	Good	Unchanged	Good	Grouped with hedge 91 – see above
94	n/a	n/a	No	Good	Downgrade	Poor	Within 50m of road
95	n/a	n/a	No	Good	Downgrade	Poor	Within 50m of road
113	n/a	n/a	Yes	Good	Unchanged	Good	Did not meet parameters for upgrade or downgrade
116	n/a	n/a	No	Poor	Unchanged	Poor	Not assessed - poor
117	16	Static with 118	Yes	Good	Downgrade	Poor	Total ppn was below 1st quartile for Spring Total ppn was below 1st quartile for Summer Total ppn was below 1st quartile for Autumn
118	16	Static with 117	No	Good	Downgrade	Poor	Grouped with hedge 117 – see above
119	n/a	n/a	No	Poor	Scoped out	Scoped out	Adjoining a residential property/area

Hedge	Group	Grouped with	Static	BHSA category	Alterations	Final BHSA category	Justification
120	n/a	n/a	No	Poor	Unchanged	Poor	Not assessed - poor
121	n/a	n/a	No	Poor	Unchanged	Poor	Not assessed - poor
123	n/a	n/a	No	Poor	Unchanged	Poor	Not assessed - poor
124	n/a	n/a	No	Poor	Unchanged	Poor	Not assessed - poor
125	n/a	n/a	No	Poor	Unchanged	Poor	Not assessed - poor
128	n/a	n/a	No	Good	Scoped out	Scoped out	Easier to avoid
129	n/a	n/a	No	Good	Scoped out	Scoped out	Easier to avoid
130	n/a	n/a	No	Poor	Unchanged	Poor	Not assessed - poor
131	n/a	n/a	No	Poor	Unchanged	Poor	Not assessed - poor
132	n/a	n/a	No	Poor	Unchanged	Poor	Not assessed - poor
133	n/a	n/a	Yes	Good	Unchanged	Good	Did not meet parameters for upgrade or downgrade
134	18	Static with 138 and 993	No	Good	Unchanged	Good	Grouped with hedge 138 and 993 – see below
138	18	Static with 134 and 993	No	Good	Unchanged	Good	Grouped with hedge 134 and 993 – see below
139	19	Static with 140	No	Good	Unchanged	Good	Grouped with hedge 140 – see below
140	19	Static with 139	Yes	Good	Unchanged	Good	Did not meet parameters for upgrade or downgrade
141	n/a	n/a	No	Poor	Unchanged	Poor	Not assessed - poor
143	n/a	n/a	No	Good	Scoped out	Scoped out	Easier to avoid
144	n/a	n/a	No	Poor	Unchanged	Poor	Not assessed - poor
145	n/a	n/a	Yes	Excellent	Unchanged	Excellent	Total ppn was above the upper bounds for Spring, Summer and Autumn
150	n/a	n/a	No	Excellent	Scoped out	Scoped out	Easier to avoid
152	n/a	n/a	No	Good	Scoped out	Scoped out	Easier to avoid
153	21	Static with 154	No	Good	Unchanged	Good	Grouped with hedge 154 – see below
154	21	Static with 153	Yes	Good	Unchanged	Good	Did not meet parameters for upgrade or downgrade
156	n/a	n/a	Yes	Good	Unchanged	Good	Did not meet parameters for upgrade or downgrade
157	23	Static with 998	Yes	Good	Unchanged	Good	Did not meet parameters for upgrade or downgrade

Hedge	Group	Grouped with	Static	BHSA category	Alterations	Final BHSA category	Justification
158	24	Static with 159, 160, 161 and 162	No	Good	Unchanged	Good	Grouped with hedge 159, 160, 161 and 162 – see below
159	24	Static with 158, 160, 161 and 162	No	Good	Unchanged	Good	Grouped with hedge 158, 160, 161 and 162 – see below
160	24	Static with 158, 159, 161 and 162	No	Good	Unchanged	Good	Grouped with hedge 158, 159, 161 and 162 – see below
161	24	Static with 158, 159, 160 and 162	Yes	Good	Unchanged	Good	Did not meet parameters for upgrade or downgrade
162	24	Static with 158, 159, 160 and 161	No	Good	Unchanged	Good	Grouped with hedge 158, 159, 160 and 161 – see above
163	26	Static with 164	No	Good	Unchanged	Good	Grouped with hedge 164 – see below
164	26	Static with 163	Yes	Good	Unchanged	Good	Did not meet parameters for upgrade or downgrade
165	27	Static with 166, 167, 929, and 930	No	Good	Unchanged	Good	Grouped with hedge 166, 167, 929, and 930 – see below
166	27	Static with 165, 167, 929 and 930	No	Good	Unchanged	Good	Grouped with hedge 165, 167, 929 and 930 – see below
167	27	Static with 165, 166, 929 and 930	Yes	Good	Unchanged	Good	Did not meet parameters for upgrade or downgrade
168	n/a	n/a	No	Poor	Unchanged	Poor	Not assessed - poor
170	n/a	n/a	Yes	Good	Downgrade	Poor	Total ppn was below 1st quartile for Spring Total ppn was below 1st quartile for Summer Total ppn was below 1st quartile for Autumn
173	28	Static with 174	Yes	Good	Unchanged	Good	Did not meet parameters for upgrade or downgrade
174	28	Static with 173	No	Good	Unchanged	Good	Grouped with hedge 173 – see above

Hedge	Group	Grouped with	Static	BHSA category	Alterations	Final BHSA category	Justification
175	29	Static with 176 and 177	No	Good	Unchanged	Good	Grouped with hedge 176 and 177 – see below
176	29	Static with 175 and 177	Yes	Good	Unchanged	Good	Did not meet parameters for upgrade or downgrade
177	29	Static with 175 and 176	No	Good	Unchanged	Good	Grouped with hedge 175 and 176 – see above
178	n/a	n/a	No	Good	Downgrade	Poor	Within 50m of road
179	n/a	n/a	No	Poor	Unchanged	Poor	Not assessed - poor
181	n/a	n/a	No	Good	Scoped out	Scoped out	Not a hedgerow
182	n/a	n/a	No	Good	Scoped out	Scoped out	Not a hedgerow
183	n/a	n/a	No	Good	Scoped out	Scoped out	Easier to avoid
184	n/a	n/a	No	Poor	Unchanged	Poor	Not assessed - poor
185	n/a	n/a	No	Poor	Unchanged	Poor	Not assessed - poor
186	n/a	n/a	No	Good	Scoped out	Scoped out	Easier to avoid
187	n/a	n/a	Yes	Good	Unchanged	Good	Did not meet parameters for upgrade or downgrade
188	98	Static with 961	Yes	Good	Unchanged	Good	Did not meet parameters for upgrade or downgrade
189	n/a	n/a	Yes	Good	Unchanged	Good	Did not meet parameters for upgrade or downgrade
194	n/a	n/a	No	Poor	Unchanged	Poor	Not assessed - poor
195	n/a	n/a	No	Poor	Unchanged	Poor	Not assessed - poor
196	n/a	n/a	Yes	Good	Upgrade	Excellent	Lesser horseshoe ppn above the upper bounds in Spring <i>Myotis</i> sp. ppn above the upper bounds in Spring and Summer
198	n/a	n/a	No	Good	Downgrade	Poor	Within 50m of road
199	n/a	n/a	Yes	Good	Upgrade	Excellent	Lesser horseshoe ppn above the upper bounds in Spring, Summer and Autumn <i>Myotis</i> sp. ppn above the upper bounds for Spring and Autumn
200	n/a	n/a	No	Poor	Unchanged	Poor	Not assessed - poor
201	n/a	n/a	No	Good	Scoped out	Scoped out	Easier to avoid
202	n/a	n/a	Yes	Good	Upgrade	Excellent	Lesser horseshoe ppn above the upper bounds in Summer Brown long-eared bat ppn above the upper bounds in Spring <i>Myotis</i> sp. ppn above the upper bounds in Summer

Hedge	Group	Grouped with	Static	BHSA category	Alterations	Final BHSA category	Justification
204	n/a	n/a	No	Poor	Unchanged	Poor	Not assessed - poor
205	n/a	n/a	No	Good	Scoped out	Scoped out	Adjoining a residential property/area
206	n/a	n/a	Yes	Good	Upgrade	Excellent	Lesser horseshoe ppn above the upper bounds in Spring <i>Myotis</i> sp. ppn above the upper bounds in Spring <i>Myotis</i> sp. ppn and brown long-eared bat ppn above the upper bounds in Summer
207	33	Static with 209	Yes	Good	Unchanged	Good	Did not meet parameters for upgrade or downgrade
209	33	Static with 207	No	Good	Unchanged	Good	Grouped with hedge 207 – see above
210	n/a	n/a	Yes	Good	Unchanged	Good	Did not meet parameters for upgrade or downgrade
211	n/a	n/a	No	Poor	Unchanged	Poor	Not assessed - poor
212	34	Static with 214, 215 and 217	No	Good	Unchanged	Good	Grouped with hedge 214, 215 and 217 – see below
214	34	Static with 212, 215 and 217	Yes	Good	Unchanged	Good	Did not meet parameters for upgrade or downgrade
215	34	Static with 212, 214 and 217	No	Good	Unchanged	Good	Grouped with hedge 212, 214 and 217 – see above
217	34	Static with 212, 214 and 215	No	Good	Unchanged	Good	Grouped with hedge 212, 214 and 215 – see above
219	n/a	n/a	No	Poor	Unchanged	Poor	Not assessed - poor
220	n/a	n/a	No	Poor	Unchanged	Poor	Not assessed - poor
221	37	Static with 223 and 224.	No	Good	Unchanged	Good	Grouped with static 223 and 224 – see below
222	n/a	n/a	No	Good	Scoped out	Scoped out	Easier to avoid
223	37	Static with 221 and 224.	Yes	Good	Unchanged	Good	Did not meet parameters for upgrade or downgrade
224	37	Static with 221 and 223	No	Good	Unchanged	Good	Grouped with 221 and 223 – see above
225	n/a	n/a	Yes	Good	Unchanged	Good	Did not meet parameters for upgrade or downgrade
227	n/a	n/a	No	Poor	Unchanged	Poor	Not assessed - poor
228	n/a	n/a	No	Poor	Unchanged	Poor	Not assessed - poor

Hedge	Group	Grouped with	Static	BHSA category	Alterations	Final BHSA category	Justification
229	n/a	n/a	Yes	Good	Upgrade	Excellent	Lesser horseshoe ppn is above the upper bounds in Spring, Summer and Autumn
231	n/a	n/a	No	Good	Scoped out	Scoped out	Easier to avoid
232	n/a	n/a	No	Good	Downgrade	Poor	Within 50m of road
233	n/a	n/a	No	Good	Downgrade	Poor	Within 50m of road
234	n/a	n/a	No	Poor	Scoped out	Scoped out	Adjoining a residential property/area
236	n/a	n/a	Yes	Excellent	Unchanged	Excellent	Did not meet parameters for upgrade or downgrade
237	39	Static with 238	No	Excellent	Unchanged	Excellent	Grouped with hedge 238 - see below
238	39	Static with 237	Yes	Excellent	Unchanged	Excellent	Did not meet parameters for upgrade or downgrade
239	40	Static with 241	No	Good	Downgrade	Poor	Grouped with hedge 241 – see below
240	n/a	n/a	No	Good	Downgrade	Poor	Within 50m of road
241	40	Static with 239	Yes	Excellent	Downgrade	Good	Total ppn was below 1st quartile in Spring Total ppn was below 1st quartile in Summer Total ppn was below 1st quartile in Autumn
243	n/a	n/a	No	Good	Downgrade	Poor	Within 50m of road
245	n/a	n/a	No	Good	Scoped out	Scoped out	Adjoining a residential property/area
246	n/a	n/a	Yes	Good	Unchanged	Good	Did not meet parameters for upgrade or downgrade
247	n/a	n/a	Yes	Excellent	Unchanged	Excellent	Did not meet parameters for upgrade or downgrade
250	43	Static with 251 and 252.	No	Good	Unchanged	Good	Grouped with hedge 251 and 252 – see below
251	43	Static with 250 and 252.	Yes	Good	Unchanged	Good	Did not meet parameters for upgrade or downgrade
252	43	Static with 250 and 251	No	Good	Unchanged	Good	Grouped with hedge 250 and 251 – see above
255	44	Static with 256.	Yes	Good	Unchanged	Good	Did not meet parameters for upgrade or downgrade
256	44	Static with 255.	No	Good	Unchanged	Good	Grouped with static 255 – see above
257	n/a	n/a	No	Good	Downgrade	Poor	Within 50m of road
259	n/a	n/a	No	Good	Downgrade	Poor	Within 50m of road
262	n/a	n/a	Yes	Good	Unchanged	Good	Did not meet parameters for upgrade or downgrade

Hedge	Group	Grouped with	Static	BHSA category	Alterations	Final BHSA category	Justification
264	n/a	n/a	No	Poor	Unchanged	Poor	Not assessed - poor
265	n/a	n/a	Yes	Good	Unchanged	Good	Did not meet parameters for upgrade or downgrade
267	n/a	n/a	Yes	Good	Upgrade	Excellent	Lesser horseshoe ppn above the upper bounds in Summer and Autumn
268	102	Static with 274.	Yes	Good	Unchanged	Good	Did not meet parameters for upgrade or downgrade
274	102	Static with 268	No	Good	Unchanged	Good	Grouped with 268 – see above
278	n/a	n/a	No	Poor	Unchanged	Poor	Not assessed - poor
280	n/a	n/a	No	Poor	Unchanged	Poor	Not assessed - poor
281	n/a	n/a	No	Poor	Unchanged	Poor	Not assessed - poor
282	n/a	n/a	No	Poor	Unchanged	Poor	Not assessed - poor
283	46	Static with 973	Yes	Excellent	Unchanged	Excellent	Did not meet parameters for upgrade or downgrade
285	n/a	n/a	No	Poor	Unchanged	Poor	Not assessed - poor
286	n/a	n/a	No	Poor	Unchanged	Poor	Not assessed - poor
287	47	With static 289	Yes	Good	Unchanged	Good	Did not meet parameters for upgrade or downgrade
288	n/a	n/a	No	Poor	Unchanged	Poor	Not assessed - poor
289	47	Static with 287	No	Excellent	Unchanged	Excellent	Grouped with hedge 287 – see above
295	n/a	n/a	No	Good	Scoped out	Scoped out	Adjoining a residential property/area
302	n/a	n/a	No	Good	Scoped out	Scoped out	Adjoining a residential property/area
303	n/a	n/a	No	Good	Scoped out	Scoped out	Adjoining a residential property/area
305	48	Static with 308	Yes	Good	Unchanged	Good	Did not meet parameters for upgrade or downgrade
306	89	Static with 307	Yes	Good	Unchanged	Good	Did not meet parameters for upgrade or downgrade
307	89	Static with 306	No	Good	Unchanged	Good	Grouped with hedge 306 – see above
308	48	Static with 305	No	Good	Unchanged	Good	Grouped with hedge 305 – see above
316	n/a	n/a	No	Poor	Unchanged	Poor	Not assessed - poor
317	n/a	n/a	Yes	Good	Unchanged	Good	No access in any season – final BHSA category assumed unchanged
319	n/a	n/a	No	Poor	Unchanged	Poor	Not assessed - poor
320	n/a	n/a	No	Poor	Unchanged	Poor	Not assessed - poor

Hedge	Group	Grouped with	Static	BHSA category	Alterations	Final BHSA category	Justification
327	n/a	n/a	No	Good	Scoped out	Scoped out	Easier to avoid
328	n/a	n/a	No	Poor	Unchanged	Poor	Not assessed - poor
329	n/a	n/a	No	Good	Scoped out	Scoped out	Easier to avoid
331	n/a	n/a	Yes	Good	Unchanged	Good	No access in any season – final BHSA category assumed unchanged
332	n/a	n/a	No	Poor	Unchanged	Poor	Not assessed - poor
335	n/a	n/a	Yes	Good	Unchanged	Good	No access in any season – final BHSA category assumed unchanged
336	51	Static with 340 and 341	Yes	Good	Unchanged	Good	No access in any season – final BHSA category assumed unchanged
338	n/a	n/a	No	Poor	Unchanged	Poor	Not assessed - poor
339	n/a	n/a	No	Good	Scoped out	Scoped out	Easier to avoid
340	51	Static with 336 and 341	No	Good	Unchanged	Good	Grouped with hedge 336 and 341 – see above
341	51	Static with 336 and 340	No	Good	Unchanged	Good	Grouped with hedge 336 and 340 – see above
342	53	Static with 344	Yes	Good	Unchanged	Good	Did not meet parameters for upgrade or downgrade
343	52	Static with 944	Yes	Good	Unchanged	Good	Did not meet parameters for upgrade or downgrade
344	53	Static with 342	No	Good	Unchanged	Good	Grouped with hedge 342 – see above
347	n/a	n/a	No	Poor	Unchanged	Poor	Not assessed - poor
348	54	Static with 349 and 350	Yes	Good	Upgrade	Excellent	<i>Myotis</i> sp. ppn was above the upper bounds in Summer and Autumn
349	54	Static with 348 and 350.	No	Good	Upgrade	Excellent	Grouped with hedge 348 and 350 – see above
350	54	Static with 348 and 349.	No	Good	Upgrade	Excellent	Grouped with hedge 348 and 349 – see above.
351	55	Static with 352	Yes	Good	Unchanged	Good	Did not meet parameters for upgrade or downgrade
352	55	Static with 351	No	Good	Unchanged	Good	Grouped with hedge 351 – see above
353	n/a	n/a	Yes	Good	Upgrade	Excellent	Lesser horseshoe ppn above the upper bounds in Spring and Summer

Hedge	Group	Grouped with	Static	BHSA category	Alterations	Final BHSA category	Justification
354	n/a	n/a	Yes	Good	Upgrade	Excellent	Total ppn was above the upp bounds for Summer and Autumn <i>Myotis</i> sp. ppn was above the upper bounds in Summer and Autumn
356	n/a	n/a	Yes	Good	Unchanged	Good	No access - assumed
358	57	Static with 359	Yes	Good	Unchanged	Good	No access in any season – final BHSA category assumed unchanged
359	57	Static with 358	No	Good	Unchanged	Good	Grouped with hedge 359 – see above
361	n/a	n/a	No	Poor	Unchanged	Poor	Not assessed - poor
363	n/a	n/a	No	Poor	Unchanged	Poor	Not assessed - poor
364	n/a	n/a	Yes	Good	Unchanged	Good	No access in any season – final BHSA category assumed unchanged
365	n/a	n/a	No	Good	Scoped out	Scoped out	Easier to avoid
366	n/a	n/a	No	Excellent	Scoped out	Scoped out	Easier to avoid
367	n/a	n/a	No	Poor	Unchanged	Poor	Not assessed - poor
368	n/a	n/a	Yes	Good	Unchanged	Good	Did not meet parameters for upgrade or downgrade
374	n/a	n/a	Yes	Excellent	Unchanged	Excellent	Did not meet parameters for upgrade or downgrade
375	n/a	n/a	No	Poor	Unchanged	Poor	Not assessed - poor
376	n/a	n/a	No	Good	Scoped out	Scoped out	Adjoining a residential property/area
377	n/a	n/a	Yes	Good	Unchanged	Good	Did not meet parameters for upgrade or downgrade
378	n/a	n/a	Yes	Good	Unchanged	Good	Did not meet parameters for upgrade or downgrade
379	61	Static with 1011.	No	Good	Unchanged	Good	Grouped with hedge 1011 – see below
381	n/a	n/a	No	Good	Scoped out	Scoped out	Easier to avoid
382	n/a	n/a	No	Excellent	Downgrade	Poor	Within 50m of road
383	n/a	n/a	No	Poor	Unchanged	Poor	Not assessed - poor
385	n/a	n/a	No	Poor	Unchanged	Poor	Not assessed - poor
386	n/a	n/a	No	Poor	Unchanged	Poor	Not assessed - poor
387	n/a	n/a	No	Poor	Unchanged	Poor	Not assessed - poor
388	n/a	n/a	Yes	Good	Unchanged	Good	No access in any season – final BHSA category assumed unchanged

Hedge	Group	Grouped with	Static	BHSA category	Alterations	Final BHSA category	Justification
390	n/a	n/a	No	Poor	Unchanged	Poor	Not assessed - poor
392	n/a	n/a	No	Poor	Unchanged	Poor	Not assessed - poor
393	n/a	n/a	No	Poor	Unchanged	Poor	Not assessed - poor
394	62	Static with 936.	Yes	Good	Unchanged	Good	Did not meet parameters for upgrade or downgrade
396	n/a	n/a	Yes	Good	Unchanged	Good	Did not meet parameters for upgrade or downgrade
397	n/a	n/a	No	Poor	Unchanged	Poor	Not assessed - poor
398	90	Static with 400 and 399	Yes	Good	Upgrade	Excellent	<i>Myotis</i> sp. ppn and brown long-eared bat ppn were above the upper bounds in Spring <i>Myotis</i> sp. ppn is above the upper bounds for Summer
399	90	Static with 400 and 398	No	Good	Upgrade	Excellent	Grouped with hedge 400 and 398 – see above
400	90	Static with 399 and 398	No	Good	Upgrade	Excellent	Grouped with hedge 399 and 398 – see above
402	64	Static with 403	No	Good	Upgrade	Excellent	Grouped with hedge 403 – see below
403	64	Static with 402.	Yes	Good	Upgrade	Excellent	Total ppn was above the upper bounds for Spring <i>Myotis</i> sp. ppn and brown long-eared ppn were above the upper bounds for Spring Brown long-eared ppn was above the upper bounds for Summer
404	n/a	n/a	No	Good	Scoped out	Scoped out	Easier to avoid
405	65	Static with 406 and 1004	No	Good	Upgrade	Excellent	Grouped with hedge 406 and 1004 – see below
406	65	Static with 405 and 1004	No	Good	Upgrade	Excellent	Grouped with hedge 405 and 1004 – see below
412	n/a	n/a	No	Good	Scoped out	Scoped out	Easier to avoid
413	n/a	n/a	Yes	Good	Unchanged	Good	Did not meet parameters for upgrade or downgrade
414	n/a	n/a	Yes	Good	Upgrade	Excellent	Lesser horseshoe ppn was above the upper bounds for Spring and Autumn
416	69	Static with 417	Yes	Good	Unchanged	Good	Did not meet parameters for upgrade or downgrade
417	69	Static with 416	No	Good	Unchanged	Good	Grouped with hedge 416 – see above

Hedge	Group	Grouped with	Static	BHSA category	Alterations	Final BHSA category	Justification
419	n/a	n/a	Yes	Good	Upgrade	Excellent	Lesser horseshoe ppn was above the upper bounds for Spring, Summer and Autumn <i>Myotis</i> sp. ppn was above the upper bounds for Spring Brown long-eared ppn was above the upper bounds for Spring Brown long-eared ppn was above the upper bounds for Summer
420	70	Static with 421	Yes	Good	Upgrade	Excellent	RHIHIP in Spring 8 BPpN for PLEAUR is upper outlier for Spring 203 BPpN for MYOSP is upper outlier for Summer 8.83 BPpN is PLEAUR upper outlier for Autumn
421	70	Static with 420	No	Good	Upgrade	Excellent	Grouped with hedge 420 – see above
422	n/a	n/a	Yes	Good	Upgrade	Excellent	Lesser horseshoe ppn was above the upper bounds for Spring <i>Myotis</i> sp. ppn and brown long-eared ppn were above the upper bounds for Autumn
424	n/a	n/a	No	Good	Scoped out	Scoped out	Easier to avoid
426	n/a	n/a	Yes	Good	Unchanged	Good	Did not meet parameters for upgrade or downgrade
427	n/a	n/a	Yes	Good	Unchanged	Good	Did not meet parameters for upgrade or downgrade
428	n/a	n/a	No	Good	Scoped out	Scoped out	Easier to avoid
429	n/a	n/a	Yes	Good	Upgrade	Excellent	Lesser horseshoe ppn was above the upper bounds for Spring, Summer and Autumn <i>Myotis</i> sp. ppn was above the upper bounds for Spring <i>Myotis</i> sp. ppn was above the upper bounds for Summer
432	n/a	n/a	No	Poor	Unchanged	Poor	Not assessed - poor
434	n/a	n/a	Yes	Good	Unchanged	Good	Did not meet parameters for upgrade or downgrade
438	n/a	n/a	Yes	Good	Unchanged	Good	Did not meet parameters for upgrade or downgrade
440	n/a	n/a	No	Good	Scoped out	Scoped out	Easier to avoid
444	n/a	n/a	No	Excellent	Scoped out	Scoped out	Easier to avoid
449	n/a	n/a	Yes	Good	Unchanged	Good	Did not meet parameters for upgrade or downgrade
466	n/a	n/a	No	Poor	Unchanged	Poor	Not assessed - poor
468	n/a	n/a	No	Good	Scoped out	Scoped out	Easier to avoid
469	n/a	n/a	No	Good	Scoped out	Scoped out	Easier to avoid

Hedge	Group	Grouped with	Static	BHSA category	Alterations	Final BHSA category	Justification
482	99	Static with 490	Yes	Excellent	Unchanged	Excellent	Did not meet parameters for upgrade or downgrade
488	100	Static with 489	No	Good	Upgrade	Excellent	Grouped with hedge 489 – see below
489	100	Static with 488	Yes	Excellent	Unchanged	Excellent	Brown long-eared ppn was above the upper bounds for Spring and Autumn
490	99	Static with 482	No	Good	Unchanged	Good	Grouped with hedge 482 – see above
491	n/a	n/a	Yes	Good	Upgrade	Excellent	Brown long-eared ppn was above the upper bounds for Spring and Autumn
522	n/a	n/a	Yes	Good	Unchanged	Good	Did not meet parameters for upgrade or downgrade
537	n/a	n/a	No	Poor	Unchanged	Poor	Not assessed - poor
538	n/a	n/a	No	Poor	Unchanged	Poor	Not assessed - poor
539	n/a	n/a	No	Poor	Unchanged	Poor	Not assessed - poor
541	n/a	n/a	No	Poor	Unchanged	Poor	Not assessed - poor
557	n/a	n/a	No	Poor	Unchanged	Poor	Not assessed - poor
598	n/a	n/a	No	Good	Scoped out	Scoped out	Easier to avoid
606	n/a	n/a	No	Good	Scoped out	Scoped out	Easier to avoid
646	n/a	n/a	No	Poor	Scoped out	Scoped out	Easier to avoid
647	n/a	n/a	No	Good	Scoped out	Scoped out	Easier to avoid
648	n/a	n/a	No	Poor	Scoped out	Scoped out	Easier to avoid
649	n/a	n/a	No	Good	Scoped out	Scoped out	Easier to avoid
652	n/a	n/a	No	Good	Downgrade	Poor	Within 50m of road
657	n/a	n/a	Yes	Good	Unchanged	Good	Did not meet parameters for upgrade or downgrade
662	n/a	n/a	No	Poor	Unchanged	Poor	Not assessed - poor
670	n/a	n/a	No	Good	Downgrade	Poor	Within 50m of road
678	n/a	n/a	Yes	Good	Unchanged	Good	No access in any season – final BHSA category assumed unchanged
681	n/a	n/a	No	Excellent	Scoped out	Scoped out	Easier to avoid
684	n/a	n/a	No	Excellent	Scoped out	Scoped out	Easier to avoid
707	n/a	n/a	No	Poor	Unchanged	Poor	Not assessed - poor

Hedge	Group	Grouped with	Static	BHSA category	Alterations	Final BHSA category	Justification
710	1	Static with 715	Yes	Good	Unchanged	Good	Did not meet parameters for upgrade or downgrade
712	n/a	n/a	No	Good	Scoped out	Scoped out	Easier to avoid
715	1	Static with 710	No	Good	Unchanged	Good	Grouped with hedge 710 – see above
724	n/a	n/a	No	Poor	Unchanged	Poor	Not assessed - poor
784	74	Static with 810	No	Good	Unchanged	Good	Grouped with hedge 810 – see below
785	101	Static with 791	No	Good	Unchanged	Good	Grouped with hedge 791 – see below
790	n/a	n/a	No	Poor	Unchanged	Poor	Not assessed - poor
791	101	Static with 785	Yes	Good	Unchanged	Good	Did not meet parameters for upgrade or downgrade
792	n/a	n/a	No	Good	Scoped out	Scoped out	Easier to avoid
797	n/a	n/a	Yes	Good	Unchanged	Good	Did not meet parameters for upgrade or downgrade
799	n/a	n/a	No	Good	Downgrade	Poor	Within 50m of road
803	n/a	n/a	No	Good	Scoped out	Scoped out	Easier to avoid
804	n/a	n/a	Yes	Good	Unchanged	Good	Did not meet parameters for upgrade or downgrade
808	n/a	n/a	Yes	Good	Unchanged	Good	Did not meet parameters for upgrade or downgrade
810	74	Static with 784	Yes	Good	Unchanged	Good	Did not meet parameters for upgrade or downgrade
811	n/a	n/a	Yes	Good	Unchanged	Good	Did not meet parameters for upgrade or downgrade
812	85	Static with 937 and 954	No	Good	Unchanged	Good	Grouped with hedge 937 and 954 – see below
816	84	Static with 818	No	Good	Unchanged	Good	Grouped with hedge 818 – see below
818	84	Static with 816	Yes	Good	Unchanged	Good	Did not meet parameters for upgrade or downgrade
819	n/a	n/a	Yes	Good	Unchanged	Good	Did not meet parameters for upgrade or downgrade
820	n/a	n/a	No	Good	Scoped out	Scoped out	Easier to avoid
839	2	Static with 22	No	Good	Unchanged	Good	Grouped with hedge 22 – see above
840	n/a	n/a	No	Good	Downgrade	Poor	Within 50m of road
843	n/a	n/a	No	Good	Downgrade	Poor	Within 50m of road
845	n/a	n/a	No	n/a	Downgrade	Poor	Within 50m of road
849	n/a	n/a	No	n/a	Downgrade	Poor	Within 50m of road

Hedge	Group	Grouped with	Static	BHSA category	Alterations	Final BHSA category	Justification
852	n/a	n/a	No	n/a	Scoped out	Scoped out	Not assessed, unlikely to be needed
853	n/a	n/a	No	Good	Scoped out	Scoped out	Easier to avoid
858	n/a	n/a	No	Poor	Unchanged	Poor	Not assessed - poor
906	n/a	n/a	Yes	Good	Unchanged	Good	No access in any season – final BHSA category assumed unchanged
913	n/a	n/a	Yes	Good	Unchanged	Good	No access in any season – final BHSA category assumed unchanged
924	n/a	n/a	No	Poor	Unchanged	Poor	Not assessed - poor
926	n/a	n/a	No	Poor	Unchanged	Poor	Not assessed - poor
929	27	Static with 165, 166, 167 and 930	No	Good	Unchanged	Good	Grouped with hedge 165, 166, 167 and 930 – see above
930	27	Static with 165, 166, 167 and 929	No	Good	Unchanged	Good	Grouped with hedge 165, 166, 167 and 929 – see above
931	n/a	n/a	No	Poor	Unchanged	Poor	Not assessed - poor
934	n/a	n/a	No	Good	Scoped out	Scoped out	Easier to avoid
936	62	Static with 394.	No	Good	Unchanged	Good	Grouped with hedge 394 – see above
937	85	Static with 812 and 954	No	Good	Unchanged	Good	Grouped with hedge 812 and 954 – see below
938	n/a	n/a	No	Good	Scoped out	Scoped out	Easier to avoid
940	n/a	n/a	Yes	Excellent	Unchanged	Excellent	Lesser horseshoe ppn above the upper bounds in Summer and Autumn
944	52	Static with 343	No	Good	Unchanged	Good	Grouped with hedge 343 – see above
946	n/a	n/a	No	Good	Scoped out	Scoped out	Easier to avoid
950	n/a	n/a	No	Good	Scoped out	Scoped out	Easier to avoid
951	n/a	n/a	No	Good	Scoped out	Scoped out	Easier to avoid
952	n/a	n/a	No	Good	Scoped out	Scoped out	Easier to avoid
954	85	Static with 812 and 937	Yes	Good	Unchanged	Good	Did not meet parameters for upgrade or downgrade

Hedge	Group	Grouped with	Static	BHSA category	Alterations	Final BHSA category	Justification
956	n/a	n/a	Yes	Good	Unchanged	Good	Brown long-eared ppn above the upper bounds in Spring
957	n/a	n/a	No	Good	Scoped out	Scoped out	Adjoining a residential property/area
958	n/a	n/a	Yes	Good	Unchanged	Good	Did not meet parameters for upgrade or downgrade
961	98	Static with 188	No	Good	Unchanged	Good	Grouped with hedge 188 – see above
963	n/a	n/a	No	Good	Scoped out	Scoped out	Easier to avoid
964	n/a	n/a	No	Good	Scoped out	Scoped out	Easier to avoid
973	46	Static with 283	No	Good	Unchanged	Good	Grouped with hedge 283 – see above
974	n/a	n/a	Yes	Good	Upgrade	Excellent	Lesser horseshoe ppn above the upper bounds in Spring and Autumn
975	n/a	n/a	No	Good	Scoped out	Scoped out	Easier to avoid
978	n/a	n/a	No	Poor	Scoped out	Scoped out	Adjoining a residential property/area
979	n/a	n/a	No	Good	Scoped out	Scoped out	Adjoining a residential property/area
981	n/a	n/a	No	Good	Scoped out	Scoped out	Easier to avoid
984	n/a	n/a	No	Poor	Unchanged	Poor	Not assessed - poor
989	n/a	n/a	No	Good	Scoped out	Scoped out	Easier to avoid
992	n/a	n/a	No	Poor	Unchanged	Poor	Not assessed - poor
993	18	Static with 134 and 138	Yes	Good	Unchanged	Good	Did not meet parameters for upgrade or downgrade
996	n/a	n/a	No	Good	Scoped out	Scoped out	Easier to avoid
997	n/a	n/a	No	Good	Downgrade	Poor	Within 50m of road
998	23	Static with 157	No	Good	Unchanged	Good	Grouped with hedge 157 – see above
999	n/a	n/a	No	Excellent	Scoped out	Scoped out	Easier to avoid
1004	65	Static with 405 and 406	Yes	Good	Upgrade	Excellent	Lesser horseshoe ppn, <i>Myotis</i> sp. ppn and brown long-eared bat ppn were above the upper bounds in Spring and Summer Total ppn was above the upper bounds in Spring and Summer
1008	n/a	n/a	Yes	Good	Unchanged	Good	No access in any season – final BHSA category assumed unchanged
1009	n/a	n/a	No	Poor	Unchanged	Poor	Not assessed - poor
1010	n/a	n/a	No	Good	Scoped out	Scoped out	Easier to avoid

Hedge	Group	Grouped with	Static	BHSA category	Alterations	Final BHSA category	Justification
1011	61	Static with 379	Yes	Excellent	Unchanged	Excellent	Did not meet parameters for upgrade or downgrade
1012	n/a	n/a		Poor	Unchanged	Poor	Not assessed - poor

Annex I

MODIFIED DEFRA LOCAL SCALE SURVEY INFORMATION

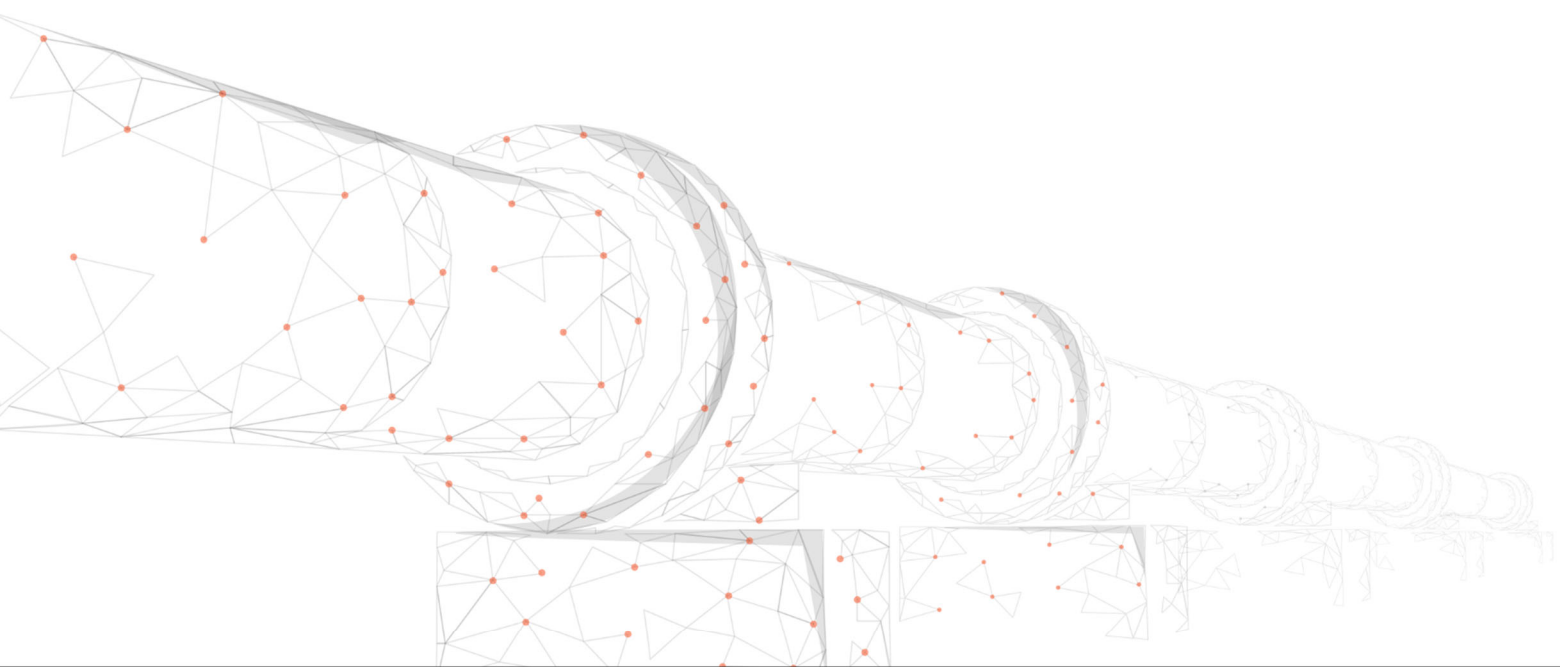


Table I. 2 – Crossing point survey information

Hedgerow number	Survey Date	Dusk / Dawn	Sunset / Sunrise time	Temperature (°C)	Wind (km/h)	Rain ¹	Cloud cover (%)
28	25/07/2022	Dusk	21:18	Start: 15	Start: 4	Start: 2	Start: 100
				Middle: 15	Middle: 4	Middle: 2	Middle: 100
				End: 15	End: 4	End: 2	End: 100
	02/08/2022	Dusk	21:05	Start: 19	Start: 12	Start: 0	Start: 70
				Middle: 19	Middle: 12	Middle: 0	Middle: 70
				End: 19	End: 12	End: 0	End: 70
	09/08/2022	Dusk	20:52	Start: 20	Start: 13	Start: 0	Start: 70
				Middle: 20	Middle: 11	Middle: 0	Middle: 80
				End: 18	End: 8	End: 0	End: 100
82	26/07/2022	Dusk	21:17	Start: 15	Start: 14	Start: 0	Start: 10
				Middle: 14	Middle: 11	Middle: 0	Middle: 5
				End: 14	End: 10	End: 0	End: 5
	04/08/2022	Dusk	21:02	Start: 16	Start: 9	Start: 0	Start: 5
				Middle: 15	Middle: 7	Middle: 0	Middle: 5
				End: 14	End: 6	End: 0	End: 15
91	26/07/2022	Dusk	21:17	Start: 14	Start: 1 - 5	Start: 0	Start: 10
				Middle: 14	Middle: 1 - 5	Middle: 0	Middle: 10
				End: 12	End: 1 - 5	End: 0	End: 10
	02/08/2022	Dusk	21:04	Start: 22	Start: 25	Start: 0	Start: 80
				Middle: 20	Middle: 25	Middle: 0	Middle: 100
				End: 22	End: 25	End: 0	End: 80

¹ (Estimated Precipitation Intensity 0=Dry, 5= Torrential Rain)

Hedgerow number	Survey Date	Dusk / Dawn	Sunset / Sunrise time	Temperature (°C)	Wind (km/h)	Rain ¹	Cloud cover (%)
145	27/07/2022	Dusk	21:15	Start: 19	Start: 1 - 5	Start: 1	Start: 60
				Middle: 19	Middle: 1 - 5	Middle: 1	Middle: 70
				End: 20	End: 1 - 5	End: 2	End: 80
	03/08/2022	Dusk	21:04	Start: 19	Start: 1	Start: 0	Start: 20
				Middle: 16	Middle: 0	Middle: 0	Middle: 40
				End: 15	End: 1	End: 0	End: 50
	04/08/2022	Dusk	21:01	Start: 16	Start: 5	Start: 0	Start: 10
				Middle: 16	Middle: 5	Middle: 0	Middle: 10
				End: 15	End: 5	End: 0	End: 10
	10/08/2022	Dusk	20:49	Start: 21	Start: 14	Start: 0	Start: 0
				Middle: 20	Middle: 9	Middle: 0	Middle: 0
				End: 19	End: 9	End: 0	End: 10
11/08/2022	Dusk	20:45	Start: 23	Start: 15	Start: 0	Start: 0	
			Middle: 22	Middle: 11	Middle: 0	Middle: 0	
			End: 22	End: 11	End: 0	End: 0	
28/09/2022	Dusk	18:57	Start: 13	Start: 30	Start: 0	Start: 90	
			Middle: 12	Middle: 29	Middle: 0	Middle: 80	
			End: 11	End: 29	End: 0	End: 90	
196	05/09/2022	Dusk	19:54	Start: 20	Start: 11	Start: 1	Start: 100
				Middle: 19	Middle: 13	Middle: 0	Middle: 100
				End: 18	End: 13	Middle: 0	End: 100
	09/09/2022	Dawn	06:35	Start: 15	Start: 18	Start: 0	Start: 100
				Middle: 16	Middle: 18	Middle: 0	Middle: 100
08/09/2022	Dusk	19:44	Start: 15	Start: 8	Start: 0	Start: 80	
			Middle: 15	Middle: 8	Middle: 0	Middle: 70	

Hedgerow number	Survey Date	Dusk / Dawn	Sunset / Sunrise time	Temperature (°C)	Wind (km/h)	Rain ¹	Cloud cover (%)
	21/09/2022	Dusk	19:15	End: 15	End: 8	End: 0	End: 60
				Start: 16	Start: 8	Start: 0	Start: 40
				Middle: 16	Middle: 9	Middle: 0	Middle: 30
				End: 15	End: 5	End: 0	End: 20
206	08/09/2022	Dusk	19:45	Start: 17	Start: 2	Start: 0	Start: 80
				Middle: 16	Middle: 2	Middle: 0	Middle: 90
				End: 16	End: 1	End: 0	End: 50
	20/09/2022	Dusk	19:14	Start: 17	Start: 8	Start: 0	Start: 90
				Middle: 16	Middle: 6	Middle: 0	Middle: 80
				End: 16	End: 8	End: 0	End: 100
229	07/09/2022	Dusk	19:47	Start: 16	Start: 1	Start: 1	Start: 50
				Middle: 15	Middle: 1	Middle: 1	Middle: 50
				End: 15	End: 1	End: 1	End: 50
	21/09/2022	Dusk	19:12	Start: 16	Start: 8	Start: 0	Start: 70
				Middle: 16	Middle: 8	Middle: 0	Middle: 60
				End: 15	End: 8	End: 0	End: 100
236	12/07/2022	Dusk	21:35	Start: 22	Start: 16	Start: 0	Start: 60
				Middle: 21	Middle: 20	Middle: 0	Middle: 40
				End: 21	End: 20	End: 0	End: 40
	14/07/2022	Dusk	21:33	Start: 15	Start: 5	Start: 0	Start: 50
				Middle: 15	Middle: 5	Middle: 0	Middle: 50
				End: 14	End: 5	End: 0	End: 50
237	03/08/2022	Dusk	21:01	Start: 18	Start: 13	Start: 0	Start: 40
				Middle: 17	Middle: 9	Middle: 0	Middle: 15
				End: 17	End: 8	End: 0	End: 20
	23/08/2022	Dusk	20:22	Start: 21	Start: 7	Start: 1	Start: 70

Hedgerow number	Survey Date	Dusk / Dawn	Sunset / Sunrise time	Temperature (°C)	Wind (km/h)	Rain ¹	Cloud cover (%)
238	03/08/2022	Dusk	21:02	Middle: 20	Middle: 5	Middle: 0	Middle: 100
				End:	End: 5	End: 0	End: 100
				Start: 17	Start: 20	Start: 0	Start: 20
	23/08/2022	Dusk	20:24	Middle: 17	Middle: 14	Middle: 0	Middle: 20
				End: 16	End: 15	End: 0	End: 25
				Start: 21	Start: 7	Start: 1	Start: 80
	28/09/2022	Dusk	18:57	Middle: 21	Middle: 7	Middle: 0	Middle: 70
				End: 20	End: 6	End: 0	End: 70
				Start: 12	Start: 10	Start: 0	Start: 20
247	12/07/2022	Dusk	21:35	Middle: 12	Middle: 5	Middle: 0	Middle: 25
				End: 11	End: 5	End: 0	End: 40
				Start: 21	Start: 16	Start: 0	Start: 40
	14/07/2022	Dusk	21:32	Middle: 19	Middle: 20	Middle: 0	Middle: 30
				End: 19	End: 20	End: 0	End: 30
				Start: 16	Start: 11	Start: 0	Start: 100
267	19/09/2022	Dusk	19:19	Middle: 15	Middle: 9	Middle: 0	Middle: 100
				End: 14	End: 8	End: 0	End: 50
				Start: 14	Start: 5	Start: 0	Start: 10
	22/09/2022	Dusk	19:08	Middle: 14	Middle: 7	Middle: 0	Middle: 10
				End: 13	End: 5	End: 0	End: 10
				Start: 14	Start: 5	Start: 1	Start: 90
283	28/07/2022	Dusk	21:13	Middle: 14	Middle: 5	Middle: 1	Middle: 90
				End: 14	End: 5	End: 0	End: 85
				Start: 17	Start: 2	Start: 0	Start: 100
283	28/07/2022	Dusk	21:13	Middle: 17	Middle: 2	Middle: 0	Middle: 100
				End: 17	End: 3	End: 1	End: 100

Hedgerow number	Survey Date	Dusk / Dawn	Sunset / Sunrise time	Temperature (°C)	Wind (km/h)	Rain ¹	Cloud cover (%)
	01/08/2022	Dusk	21:08	Start: 18	Start: 9	Start: 0	Start: 70
				Middle: 17	Middle: 9	Middle: 1	Middle: 100
				End: 17	End: 9	End: 0	End: 80
289	03/08/2022	Dusk	21:03	Start: 15	Start: 9	Start: 0	Start: 40
				Middle: 15	Middle: 6	Middle: 0	Middle: 40
				End: 15	End: 6	End: 0	End: 40
	24/08/2022	Dusk	20:20	Start: 18	Start: 4	Start: 0	Start: 90
				Middle: 18	Middle: 4	Middle: 0	Middle: 90
				End: 17	End: 3	End: 0	End: 90
348	25/08/2022	Dusk	20:18	Start: 15	Start: No wind	Start: 0	Start: 0
				Middle: 14	Middle: No wind	Middle: 0	Middle: 0
				End: 14	End: No wind	End: 0	End: 0
	02/09/2022	Dusk	20:01	Start: 22	Start: 29	Start: 0	Start: 20
				Middle: 19	Middle: 29	Middle: 0	Middle: 30
				End: 18	End: 29	End: 0	End: 20
353	25/08/2022	Dusk	20:18	Start: 16	Start: 6	Start: 0	Start: 100
				Middle: 14	Middle: 4	Middle: 0	Middle: 40
				End: 14	End: 3	End: 0	End: 50
	02/09/2022	Dawn	06:22	Start: 15	Start: 19	Start: 0	Start: 80
				Middle: 17	Middle: 21	Middle: 0	Middle: 100
				End: 18	End: 18	End: 0	End: 100
354	20/09/2022	Dusk	19:16	Start: 16	Start: 6	Start: 0	Start: 100
				Middle: 15	Middle: 4	Middle: 0	Middle: 100
				End: 14	End: 4	End: 0	End: 95
	22/09/2022	Dusk	19:10	Start: 14	Start: 6	Start: 1	Start: 90
				Middle: 14	Middle: 6	Middle: 0	Middle: 90

Hedgerow number	Survey Date	Dusk / Dawn	Sunset / Sunrise time	Temperature (°C)	Wind (km/h)	Rain ¹	Cloud cover (%)
				End: 14	End: 6	End: 0	End: 90
374	11/07/2022	Dusk	21:34	Start: 24	Start: 20	Start: 0	Start: 80
				Middle: 22	Middle: 13	Middle: 0	Middle: 90
				End: 22	End: 13	End: 0	End: 90
	13/07/2022	Dusk	21:35	Start: 16	Start: 11	Start: 0	Start: 10
				Middle: 14	Middle: 9	Middle: 0	Middle: 5
				End: 14	End: 8	End: 0	End: 5
398	30/08/2022	Dusk	20:07	Start: 19	Start: 14	Start: 0	Start: 60
				Middle: 18	Middle: 15	Middle: 0	Middle: 60
				End: 17	End: 13	End: 0	End: 80
	05/09/2022	Dusk	19:52	Start: 19	Start: 12	Start: 0	Start: 50
				Middle: 18	Middle: 10	Middle: 1	Middle: 80
				End: 18	End: 9	End: 0	End: 90
403	08/09/2022	Dawn	06:33	Start: 12	Start: 8	Start: 0	Start: 30
				Middle: 12	Middle: 8	Middle: 0	Middle: 90
				End: 12	End: 9	End: 0	End: 100
	13/09/2022	Dusk	19:33	Start: 15	Start: No wind	Start: 0	Start: 20
				Middle: 13	Middle: No wind	Middle: 0	Middle: 50
				End: 13	End: No wind	End: 0	End: 100
414	22/08/2022	Dusk	20:22	Start: 18	Start: 3	Start: 0	Start: 70
				Middle: 17	Middle: 3	Middle: 0	Middle: 80
				End: 17	End: 3	End: 0	End: 80
	31/08/2022	Dusk	20:04	Start: 19	Start: 11	Start: 0	Start: 5
				Middle: 18	Middle: 10	Middle: 0	Middle: 5
				End: 17	End: 9	End: 0	End: 5
419	01/09/2022	Dusk	20:03	Start: 20	Start: 1 – 5	Start: 0	Start: 30

Hedgerow number	Survey Date	Dusk / Dawn	Sunset / Sunrise time	Temperature (°C)	Wind (km/h)	Rain ¹	Cloud cover (%)
	27/09/2022	Dusk	18:58	Middle: 18	Middle: 1 - 5	Middle: 0	Middle: 30
				End:16	End:15	End:0	End:20
				Start: 10	Start: 26	Start: 0	Start: 70
				Middle: 9	Middle: 28	Middle: 0	Middle: 60
				End: 8	End: 24	End: 0	End: 90
420	01/09/2022	Dusk	20:03	Start: 19	Start: 12	Start: 0	Start: 30
				Middle: 19	Middle: 8	Middle: 0	Middle: 40
				End: 18	End: 7	End: 0	End: 50
	15/09/2022	Dusk	19:29	Start: 14	Start: 7	Start: 0	Start: 30
				Middle: 13	Middle: 6	Middle: 0	Middle: 40
				End: 13	End: 16	End: 0	End: 40
422	01/09/2022	Dusk	20:01	Start: 19	Start: 11	Start: 0	Start: 5
				Middle: 19	Middle: 8	Middle: 0	Middle: 10
				End: 18	End: 7	End: 0	End: 10
	15/09/2022	Dawn	06:45	Start: 13	Start: 12	Start: 0	Start: 70
				Middle: 13	Middle: 13	Middle: 0	Middle: 75
				End: 13	End: 13	End: 0	End: 65
429	08/09/2022	Dusk	19:44	Start: 19	Start: 8	Start: 0	Start: 80
				Middle: 17	Middle: 8	Middle: 0	Middle: 80
				End: 15	End: 9	End: 0	End: 90
	20/09/2022	Dusk	19:10	Start: 14	Start: 9	Start: 1	Start: 90
				Middle: 14	Middle: 9	Middle: 1	Middle: 100
				End: 14	End: 9	End: 0	End: 100
482	11/07/2022	Dusk	21:36	Start: 22	Start: 4	Start: 0	Start: 95
				Middle: 22	Middle: 4	Middle: 0	Middle: 95
				End: 22	End: 4	End: 0	End: 95

Hedgerow number	Survey Date	Dusk / Dawn	Sunset / Sunrise time	Temperature (°C)	Wind (km/h)	Rain ¹	Cloud cover (%)
	13/07/2022	Dusk	21:34	Start: 16	Start: 8	Start: 0	Start: 0
				Middle: 14	Middle: 8	Middle: 0	Middle: 0
				End: 14	End: 6	End: 0	End: 0
489	11/07/2022	Dusk	21:35	Start: 22	Start: No wind	Start: 0	Start: 90
				Middle: 21	Middle: No wind	Middle: 0	Middle: 100
				End: 20	End: No wind	End: 0	End: 100
	13/07/2022	Dusk	21:34	Start: 15	Start: No wind	Start: 0	Start: 30
				Middle: 15	Middle: No wind	Middle: 0	Middle: 20
940	03/08/2022	Dusk	21:02	Start: 18	Start: 8	Start: 0	Start: 40
				Middle: 17	Middle: 12	Middle: 0	Middle: 40
				End: 17	End: 14	End: 0	End: 30
	22/08/2022	Dusk	20:25	Start: 18	Start: 3	Start: 0	Start: 80
				Middle: 17	Middle: 4	Middle: 0	Middle: 80
974	20/09/2022	Dusk	19:15	Start: 17	Start: 6	Start: 0	Start: 100
				Middle: 16	Middle: 6	Middle: 0	Middle: 100
				End: 15	End: 5	End: 0	End: 100
	27/09/2022	Dusk	19:00	Start: 11	Start: 17	Start: 1	Start: 100
				Middle: 11	Middle: 16	Middle: 0	Middle: 95
1004	20/09/2022	Dusk	19:16	Start: 16	Start: 8	Start: 0	Start: 95
				Middle: 15	Middle: 8	Middle: 0	Middle: 95
				End: 15	End: 8	End: 0	End: 100
	22/09/2022	Dusk	19:11	Start: 14	Start: 0	Start: 1	Start: 100
				Middle: 13	Middle: 0	Middle: 0	Middle: 100

Hedgerow number	Survey Date	Dusk / Dawn	Sunset / Sunrise time	Temperature (°C)	Wind (km/h)	Rain ¹	Cloud cover (%)
				End: 13	End: 0	End: 0	End: 100
1011	02/08/2022	Dusk	21:05	Start: 21	Start: 25	Start: 1	Start: 60
				Middle: 19	Middle: 15	Middle: 2	Middle: 80
				End: 19	End: 20	End: 1	End: 80
	04/08/2022	Dusk	21:02	Start: 16	Start: 16	Start: 0	Start: 0
				Middle: 15	Middle: 12	Middle: 0	Middle: 0
				End: 15	End: 13	End: 0	End: 0

Annex J

MODIFIED DEFRA LOCAL SCALE SURVEY RESULTS

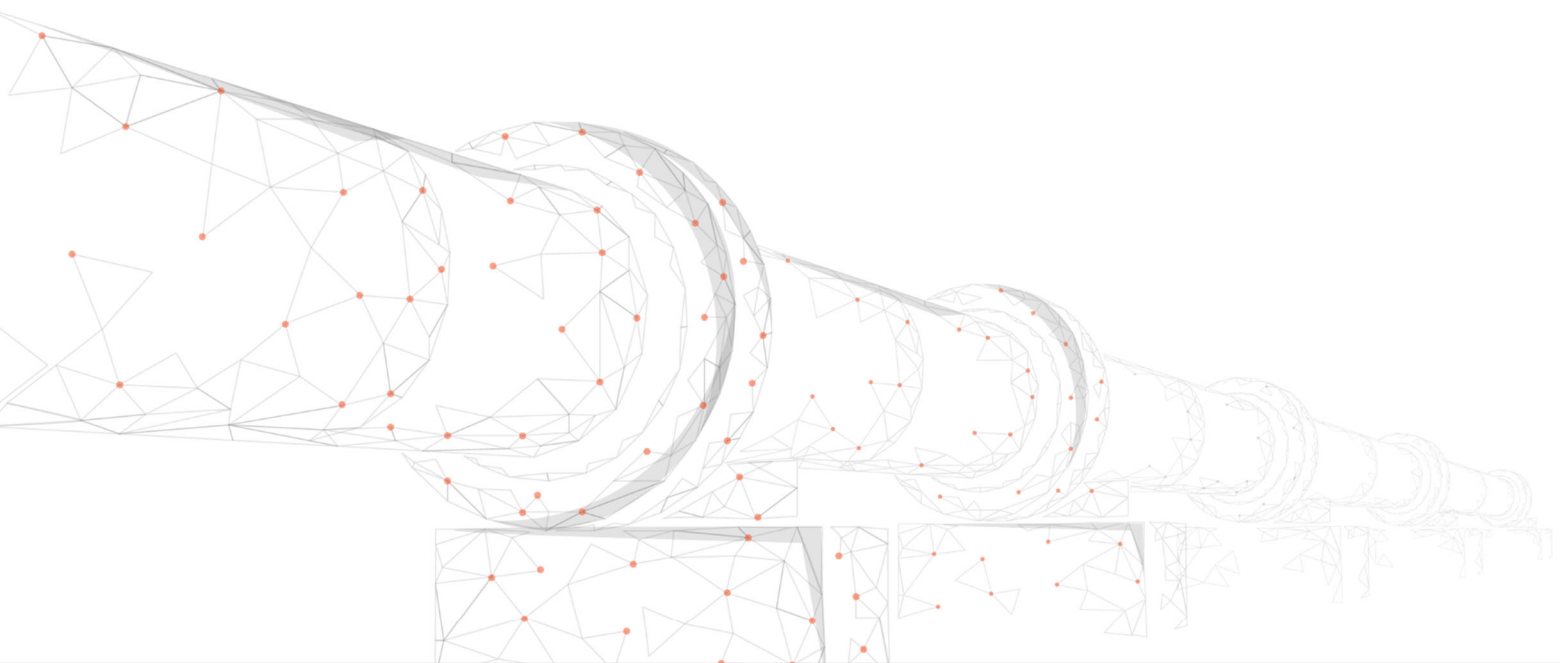


Table J. 1 – Modified DEFRA Local Scale survey results

Hedgerow Number	Survey number	In-use or non-use pass	PIPIIP	PIPPYG	NYCNOC	MYOSP	RHIHIP	PIPSP	PLEAUR	NYCSP	NSL	PIP NAT	
28	1	In use	0	0	0	0	0	0	0	0	0	0	
		Non-use	73	5	2	2	0	0	0	0	0	0	
	2	In use	3	0	0	0	0	0	0	0	1	0	0
		Non-use	6	0	2	2	0	0	0	0	0	0	0
	3	In use	5	2	0	0	0	0	0	0	0	0	0
		Non-use	0	0	0	0	0	0	0	0	0	0	0
82	1	In use	2	1	0	0	0	0	0	0	0	0	0
		Non-use	4	1	2	0	0	0	0	0	0	0	0
	2	In use	0	1	8	0	0	0	0	0	0	0	0
		Non-use	5	0	0	0	0	0	0	0	0	0	0
91	1	In use	0	0	0	0	0	0	0	0	0	0	0
		Non-use	0	0	1	0	0	0	0	0	0	0	0
	2	In use	4	1	0	0	0	0	0	0	0	0	0
		Non-use	56	3	8	0	0	0	0	0	0	0	0
145	1	In use	1	1	0	0	0	0	0	0	0	0	0
		Non-use	14	14	13	0	0	0	0	0	0	0	0

Hedgerow Number	Survey number	In-use or non-use pass	PIPIIP	PIPPYG	NYCNOC	MYOSP	RHIHIP	PIPSP	PLEAUR	NYCSP	NSL	PIP NAT
	2	In use	0	2	0	0	0	0	0	0	0	0
		Non-use	21	1	1	2	0	3	0	0	0	0
	3	In use	10	3	0	0	0	0	0	0	0	0
		Non-use	10	10	1	0	0	0	0	0	0	0
	4	In use	9	9	0	0	0	1	0	0	0	0
		Non-use	88	50	16	2	0	1	1	0	0	0
	5	In use	2	5	0	0	0	0	0	0	0	0
		Non-use	116	78	9	0	0	26	0	0	0	0
	6	In use	1	0	0	0	0	0	0	0	0	0
		Non-use	114	49	0	44	0	0	1	0	0	0
196	1	In use	4	5	0	0	0	1	2	0	0	0
		Non-use	6	5	7	0	0	0	0	0	0	0
	2	In use	0	1	0	0	0	0	0	0	0	0
		Non-use	0	2	19	0	0	0	0	0	0	0
202	1	In use	2	2	0	0	1	0	0	0	0	0
		Non-use	96	23	3	8	0	0	3	0	0	0
	2	In use	0	4	0	0	0	0	1	0	0	0

Hedgerow Number	Survey number	In-use or non-use pass	PIPIIP	PIPPYG	NYCNOC	MYOSP	RHIHIP	PIPSP	PLEAUR	NYCSP	NSL	PIP NAT	
		Non-use	25	10	4	1	0	2	0	0	0	13	
206	1	In use	4	3	0	0	1	5	0	0	0	0	
		Non-use	28	12	3	0	0	0	0	0	0	0	
	2	In use	3	2	0	0	1	1	0	0	0	0	
		Non-use	176	11	1	0	0	2	0	0	0	0	1
229	1	In use	6	0	0	0	1	2	0	0	0	0	
		Non-use	5	2	0	0	0	2	0	0	0	0	0
	2	In use	14	2	0	0	0	0	0	0	0	0	0
		Non-use	3	0	0	0	0	0	0	0	0	0	0
236	1	In use	6	0	0	1	0	0	0	0	0	0	
		Non-use	6	0	0	0	0	0	0	0	0	0	0
	2	In use	5	0	0	0	0	1	0	0	0	0	0
		Non-use	3	0	0	0	0	0	0	0	0	0	0
237	1	In use	10	3	5	0	0	0	0	0	0	0	
		Non-use	1	1	1	0	0	0	0	0	0	0	0
	2	In use	5	0	0	0	0	1	0	0	0	0	0
		Non-use	1	0	0	0	0	0	0	0	0	0	0

Hedgerow Number	Survey number	In-use or non-use pass	PIPIIP	PIPPYG	NYCNOC	MYOSP	RHIHIP	PIPSP	PLEAUR	NYCSP	NSL	PIP NAT	
238	1	In use	2	0	0	0	0	1	0	0	0	0	
		Non-use	4	0	0	0	0	1	0	0	0	0	
	2	In use	2	0	0	0	0	0	0	0	0	0	
		Non-use	63	4	3	0	0	0	0	0	0	0	
	3	In use	1	1	0	0	0	0	0	0	0	0	0
		Non-use	7	5	1	0	0	0	0	0	0	0	0
247	1	In use	4	0	1	0	0	0	0	0	0	0	
		Non-use	0	0	0	0	0	0	0	0	0	0	
	2	In use	1	1	0	0	0	0	0	0	0	0	
		Non-use	0	0	0	0	0	0	0	0	0	0	
267	1	In use	5	3	0	1	0	0	0	0	0	0	
		Non-use	3	1	1	0	0	0	0	0	0	0	
	2	In use	34	7	0	0	0	0	1	0	0	0	
		Non-use	106	2	0	0	0	0	2	0	0	0	
283	1	In use	1	0	0	0	0	0	0	0	0	0	
		Non-use	10	22	1	0	0	74	0	0	0	0	
	2	In use	5	2	0	2	0	0	0	1	0	0	

Hedgerow Number	Survey number	In-use or non-use pass	PIPIIP	PIPPYG	NYCNOC	MYOSP	RHIHIP	PIPSP	PLEAUR	NYCSP	NSL	PIP NAT
		Non-use	4	6	0	1	0	0	0	0	0	0
289	1	In use	2	0	0	0	0	0	0	0	0	0
		Non-use	29	0	0	0	0	0	0	0	0	0
	2	In use	2	1	0	0	0	0	1	0	0	0
		Non-use	3	0	0	0	0	1	0	0	0	0
348	1	In use	1	0	4	0	0	0	0	0	0	0
		Non-use	0	0	0	0	0	0	0	2	0	0
	2	In use	2	0	1	0	0	0	0	1	0	0
		Non-use	17	0	11	0	0	0	0	0	0	0
353	1	In use	0	0	0	0	0	0	0	0	0	0
		Non-use	4	2	6	0	0	0	0	0	0	0
	2	In use	1	2	1	0	0	0	0	0	0	0
		Non-use	0	5	1	0	0	0	0	0	0	0
354	1	In use	16	7	1	10	0	0	0	0	0	0
		Non-use	47	3	2	0	0	0	0	0	0	0
	2	In use	1	4	0	0	0	0	0	0	0	0
		Non-use	3	2	0	0	0	0	0	0	0	0

Hedgerow Number	Survey number	In-use or non-use pass	PIPIIP	PIPPYG	NYCNOC	MYOSP	RHIHIP	PIPSP	PLEAUR	NYCSP	NSL	PIP NAT
374	1	In use	1	2	1	0	0	1	0	0	0	0
		Non-use	4	1	21	2	0	1	0	18	8	0
	2	In use	4	0	5	0	0	0	0	0	0	0
		Non-use	2	0	7	0	0	0	0	0	0	0
398	1	In use	0	0	0	0	0	1	1	0	0	0
		Non-use	10	26	0	2	0	0	1	0	0	0
	2	In use	2	4	0	0	0	0	0	0	0	0
		Non-use	2	16	0	0	0	2	0	0	0	0
403	1	In use	0	0	0	0	0	0	0	0	0	0
		Non-use	0	0	0	0	0	0	0	0	0	0
	2	In use	0	0	0	0	0	0	0	0	0	0
		Non-use	0	0	0	0	0	0	0	0	0	0
414	1	In use	8	4	0	0	0	1	0	0	0	0
		Non-use	1	2	0	0	0	0	0	0	0	0
	2	In use	4	1	0	0	0	0	0	1	0	0
		Non-use	2	10	14	0	0	0	0	4	0	0
419	1	In use	3	12	0	3	0	1	0	0	0	

Hedgerow Number	Survey number	In-use or non-use pass	PIPIIP	PIPPYG	NYCNOC	MYOSP	RHIHIP	PIPSP	PLEAUR	NYCSP	NSL	PIP NAT
	2	Non-use	3	2	1	1	0	0	0	0	0	0
		In use	0	0	0	0	0	0	0	0	0	0
		Non-use	1	0	1	0	0	0	0	0	0	0
420	1	In use	1	2	0	3	0	0	0	0	0	0
		Non-use	0	1	0	8	0	0	3	0	0	0
	2	In use	0	0	0	0	0	0	0	0	0	0
		Non-use	10	1	1	3	0	0	3	0	0	0
422	1	In use	3	2	0	0	0	0	0	0	0	0
		Non-use	4	7	0	0	0	0	0	0	0	0
	2	In use	1	0	0	0	0	0	0	0	0	0
		Non-use	1	0	0	0	0	1	0	0	0	0
429	1	In use	6	4	2	1	0	0	0	1	0	0
		Non-use	1	0	2	0	0	0	0	0	0	0
	2	In use	4	2	0	0	0	0	0	0	0	0
		Non-use	47	43	19	75	0	0	0	2	1	0
482	1	In use	0	1	4	0	0	0	0	0	0	0
		Non-use	2	2	9	0	0	2	0	0	0	0

Hedgerow Number	Survey number	In-use or non-use pass	PIPIIP	PIPPYG	NYCNOC	MYOSP	RHIHIP	PIPSP	PLEAUR	NYCSP	NSL	PIP NAT
	2	In use	0	0	1	0	0	0	0	0	0	0
		Non-use	0	0	8	0	0	0	0	0	0	0
489	1	In use	2	1	0	0	0	1	0	0	0	0
		Non-use	0	3	2	0	0	2	0	0	0	0
	2	In use	0	0	0	0	0	1	0	0	0	0
		Non-use	0	1	15	0	0	0	0	0	0	0
940	1	In use	1	1	0	0	0	0	0	0	0	0
		Non-use	1	2	0	0	0	0	0	0	0	0
	2	In use	7	15	0	3	0	1	0	0	0	0
		Non-use	4	0	0	0	0	1	0	0	0	0
974	1	In use	2	1	0	0	0	0	0	0	0	0
		Non-use	5	0	1	0	0	0	0	0	0	0
	2	In use	26	0	0	0	0	0	0	0	0	0
		Non-use	2	0	0	0	0	0	0	0	0	0
1004	1	In use	2	0	0	0	0	0	0	0	0	0
		Non-use	5	3	0	0	0	0	0	0	0	0
	2	In use	5	6	0	2	0	0	0	0	0	0

Hedgerow Number	Survey number	In-use or non-use pass	PIPIIP	PIPPYG	NYCNOC	MYOSP	RHIHIP	PIPSP	PLEAUR	NYCSP	NSL	PIP NAT
		Non-use	6	6	0	0	0	0	0	0	0	0
1011	1	In use	0	1	0	1	0	0	0	0	0	0
		Non-use	30	2	0	0	0	0	0	0	0	0
	2	In use	1	1	0	0	0	0	0	0	0	0
		Non-use	1	0	0	1	0	0	0	0	0	0

